



**Miniature circuit breaker (MCB), 63A, 1p, C-Char, AC**

**Part no.** FAZ-C63/1  
**Catalog No.** 278567  
**Alternate Catalog No.** FAZ-C63/1  
**EL-Nummer (Norway)** 0001695160

Similar to illustration

**Delivery program**

Basic function			Miniature circuit-breakers
Number of poles			1 pole
Tripping characteristic			C
Application			Switchgear for industrial and advanced commercial applications
Rated current	$I_n$	A	63
Rated switching capacity acc. to IEC/EN 60947-2	$I_{cu}$	kA	15
Product range			FAZ

**Technical data**

**Electrical**

Standards			IEC/EN 60947-2 IEC/EN 60898
Rated operational voltage	$U_e$	V	
	$U_e$	V AC	240/415
		V DC	60 (per pole)
Rated voltage according to UL	$U_n$	V AC	277
Rated switching capacity acc. to IEC/EN 60947-2	$I_{cu}$	kA	15
Breaking capacity according to UL		kA	5 (UL1077)
Operational switching capacity		kA	7.5
Characteristic			B, C, D, K, S, Z
Max. back-up fuse		A gL/gG	125
Selectivity Class			3
lifespan			
	Lifespan	Operations	> 10000
Direction of incoming supply			as required

**Mechanical**

Standard front dimension		mm	45
Enclosure height		mm	80
Mounting width per pole		mm	17.5
Mounting			IEC/EN 60715 top-hat rail
Degree of Protection			IP20, IP40 (when fitted)
Terminals top and bottom			Twin-purpose terminals
Terminal protection			Finger and back-of-hand proof to BGV A2
Terminal capacities		mm <sup>2</sup>	
		mm <sup>2</sup>	1 x 25
		mm <sup>2</sup>	2 x 10
Thickness of busbar material		mm	0.8 ... 2
Mounting position			As required

**Design verification as per IEC/EN 61439**

Technical data for design verification			
--	--	--	--

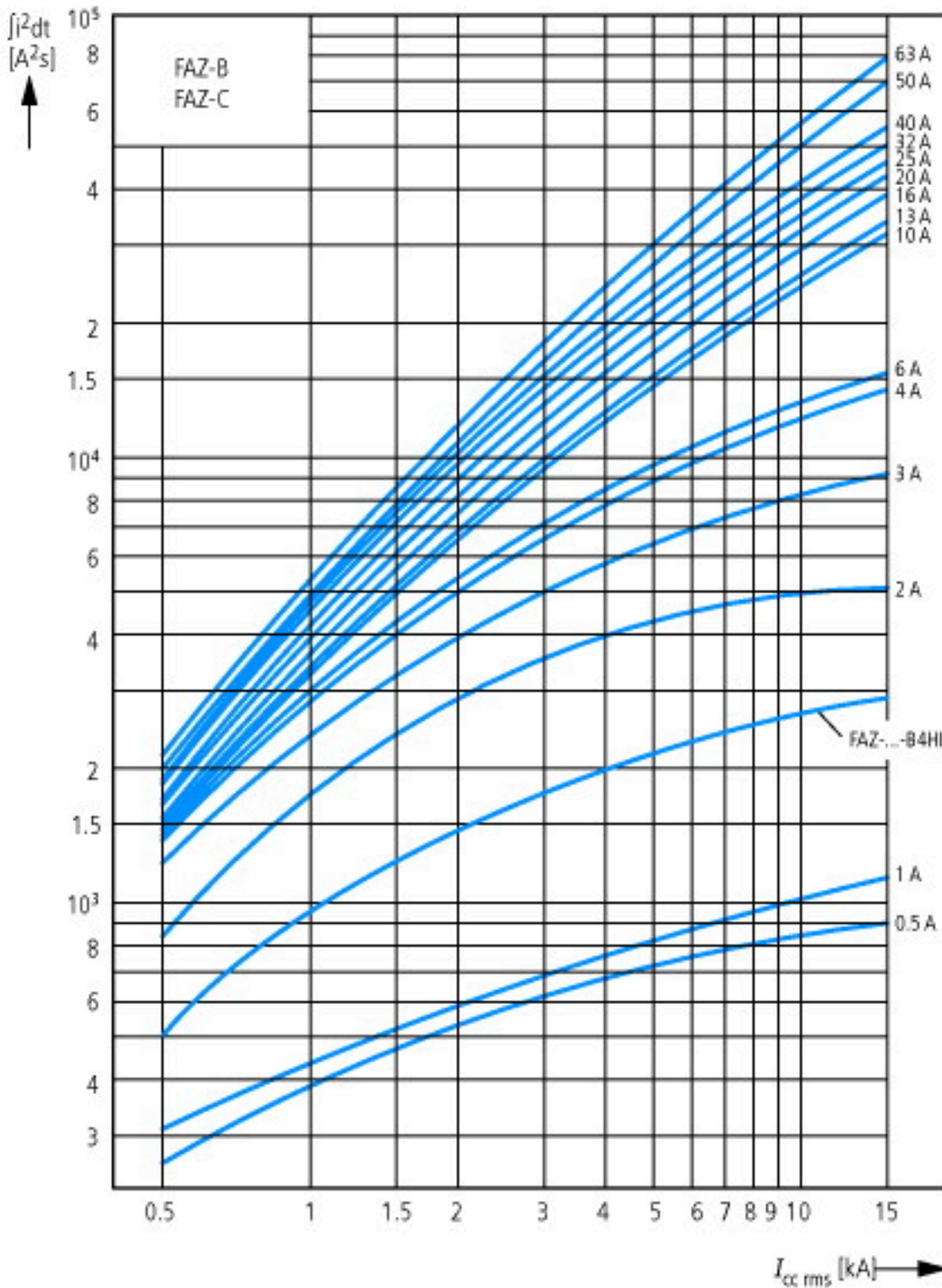
Rated operational current for specified heat dissipation	$I_n$	A	63
Heat dissipation per pole, current-dependent	$P_{vid}$	W	0
Equipment heat dissipation, current-dependent	$P_{vid}$	W	5.2
Static heat dissipation, non-current-dependent	$P_{vs}$	W	0
Heat dissipation capacity	$P_{diss}$	W	0
Operating ambient temperature min.		°C	-40
Operating ambient temperature max.		°C	75
			linear, per +1 °C, results in a 0.5% reduction of current carrying capacity
<b>IEC/EN 61439 design verification</b>			
10.2 Strength of materials and parts			
10.2.2 Corrosion resistance			Meets the product standard's requirements.
10.2.3.1 Verification of thermal stability of enclosures			Meets the product standard's requirements.
10.2.3.2 Verification of resistance of insulating materials to normal heat			Meets the product standard's requirements.
10.2.3.3 Verification of resistance of insulating materials to abnormal heat and fire due to internal electric effects			Meets the product standard's requirements.
10.2.4 Resistance to ultra-violet (UV) radiation			Meets the product standard's requirements.
10.2.5 Lifting			Does not apply, since the entire switchgear needs to be evaluated.
10.2.6 Mechanical impact			Does not apply, since the entire switchgear needs to be evaluated.
10.2.7 Inscriptions			Meets the product standard's requirements.
10.3 Degree of protection of ASSEMBLIES			Does not apply, since the entire switchgear needs to be evaluated.
10.4 Clearances and creepage distances			Meets the product standard's requirements.
10.5 Protection against electric shock			Does not apply, since the entire switchgear needs to be evaluated.
10.6 Incorporation of switching devices and components			Does not apply, since the entire switchgear needs to be evaluated.
10.7 Internal electrical circuits and connections			Is the panel builder's responsibility.
10.8 Connections for external conductors			Is the panel builder's responsibility.
10.9 Insulation properties			
10.9.2 Power-frequency electric strength			Is the panel builder's responsibility.
10.9.3 Impulse withstand voltage			Is the panel builder's responsibility.
10.9.4 Testing of enclosures made of insulating material			Is the panel builder's responsibility.
10.10 Temperature rise			The panel builder is responsible for the temperature rise calculation. Eaton will provide heat dissipation data for the devices.
10.11 Short-circuit rating			Is the panel builder's responsibility. The specifications for the switchgear must be observed.
10.12 Electromagnetic compatibility			Is the panel builder's responsibility. The specifications for the switchgear must be observed.
10.13 Mechanical function			The device meets the requirements, provided the information in the instruction leaflet (IL) is observed.

## Technical data ETIM 7.0

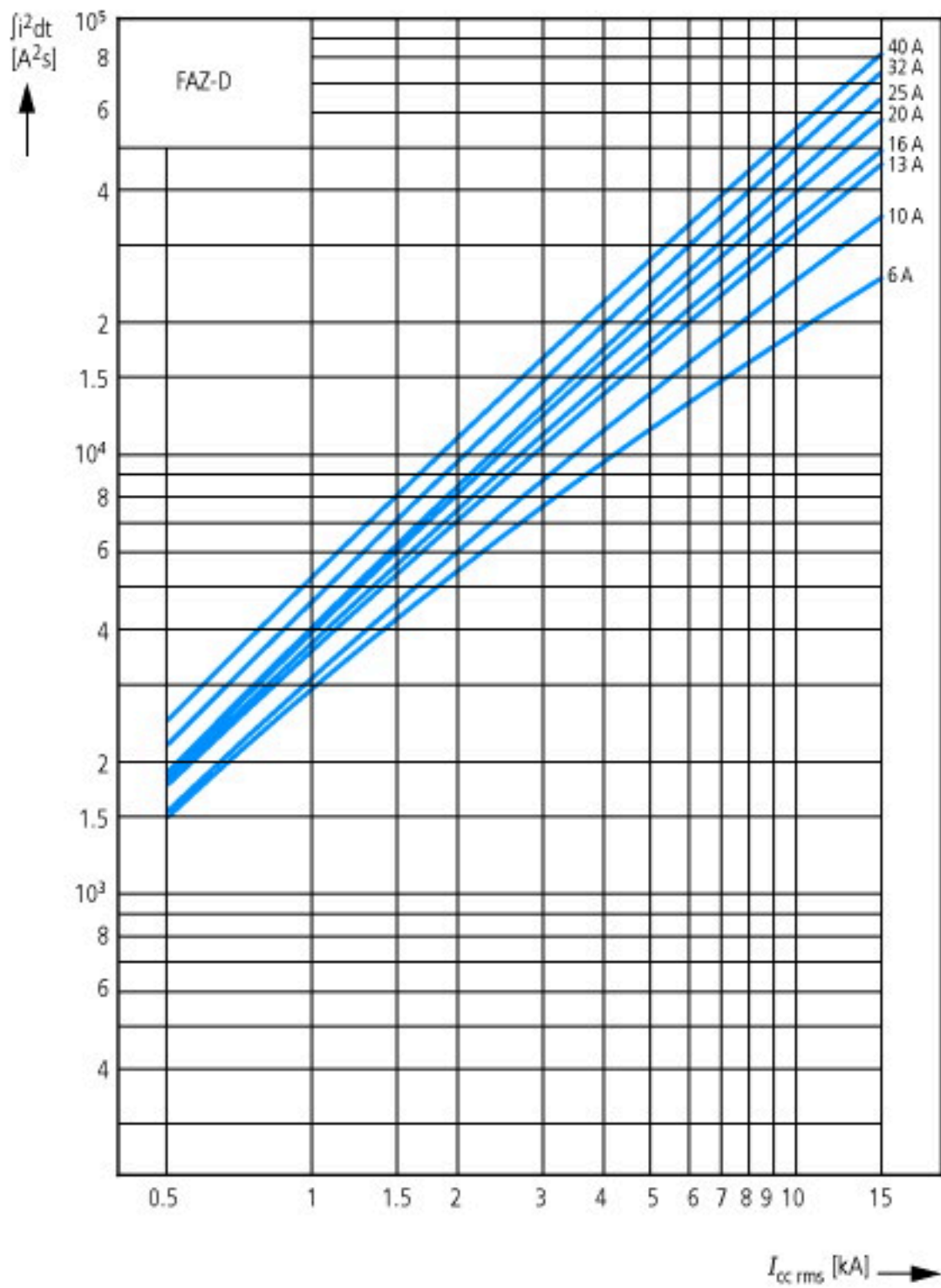
Circuit breakers and fuses (EG000020) / Miniature circuit breaker (MCB) (EC000042)			
Electric engineering, automation, process control engineering / Electrical installation, device / Miniature circuit breaker system (MCB) / Miniature circuit breaker (MCB) (ecl@ss10.0.1-27-14-19-01 [AAB905014])			
Release characteristic			C
Number of poles (total)			1
Number of protected poles			1
Rated current		A	63
Rated voltage		V	230
Rated insulation voltage $U_i$		V	440
Rated impulse withstand voltage $U_{imp}$		kV	4
Rated short-circuit breaking capacity $I_{cn}$ EN 60898 at 230 V		kA	10
Rated short-circuit breaking capacity $I_{cn}$ EN 60898 at 400 V		kA	10
Rated short-circuit breaking capacity $I_{cu}$ IEC 60947-2 at 230 V		kA	15
Rated short-circuit breaking capacity $I_{cu}$ IEC 60947-2 at 400 V		kA	15
Voltage type			AC
Frequency		Hz	50 - 60
Current limiting class			3
Suitable for flush-mounted installation			No

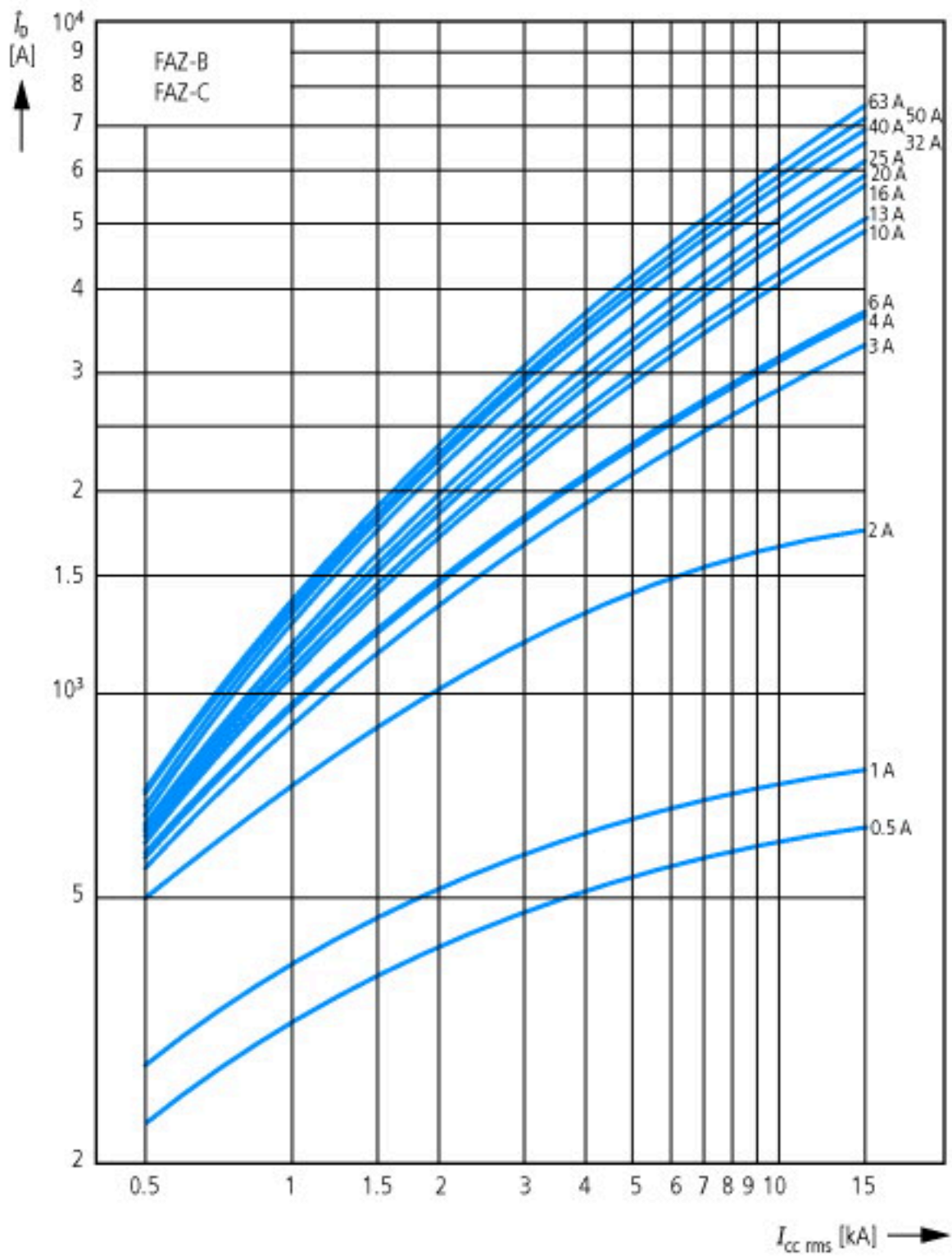
Concurrently switching N-neutral		No
Over voltage category		3
Pollution degree		2
Additional equipment possible		Yes
Width in number of modular spacings		1
Built-in depth	mm	70.5
Degree of protection (IP)		IP20
Ambient temperature during operating	°C	-25 - 75
Connectable conductor cross section multi-wired	mm <sup>2</sup>	1 - 25
Connectable conductor cross section solid-core	mm <sup>2</sup>	1 - 25

### Characteristics

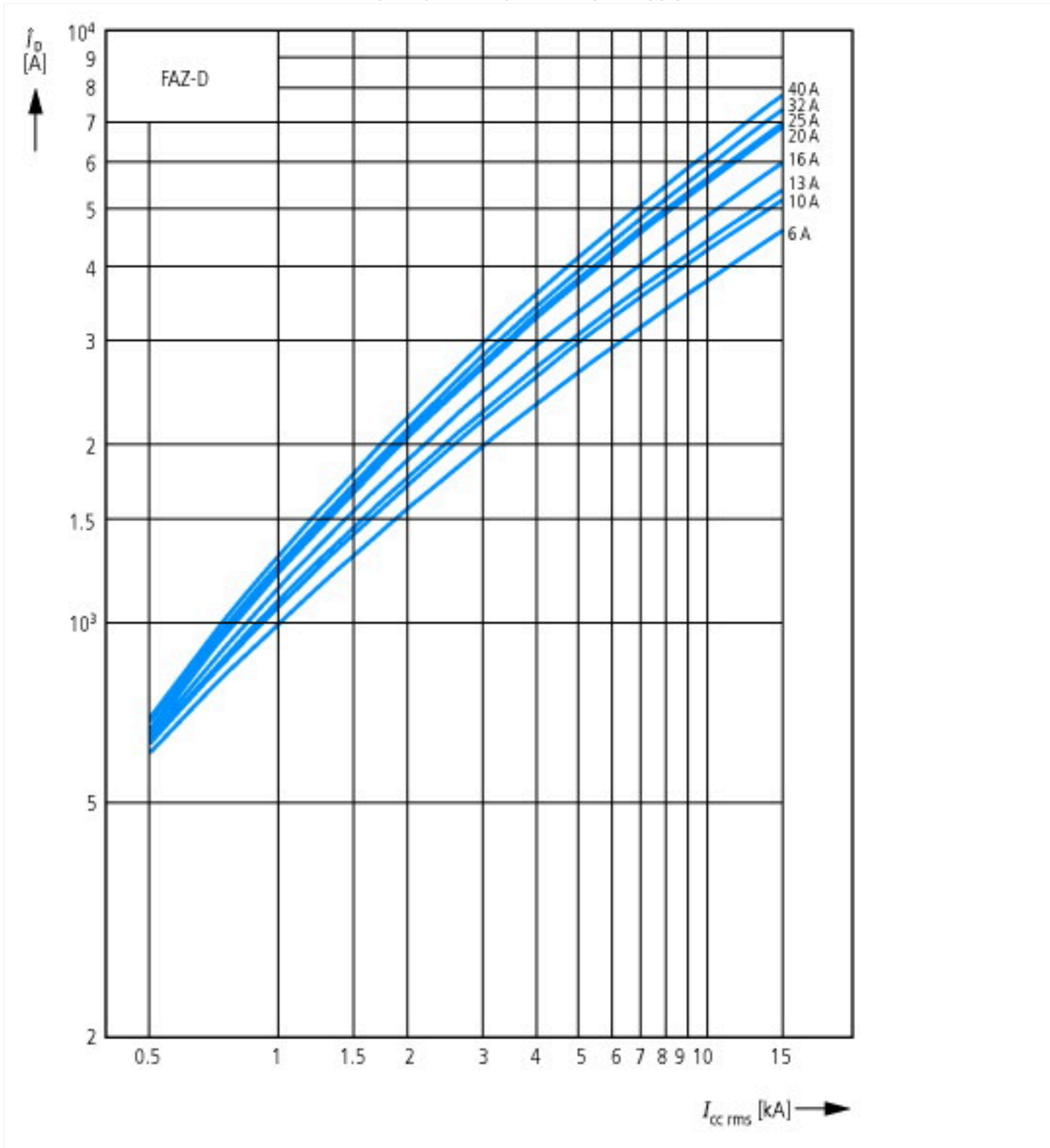


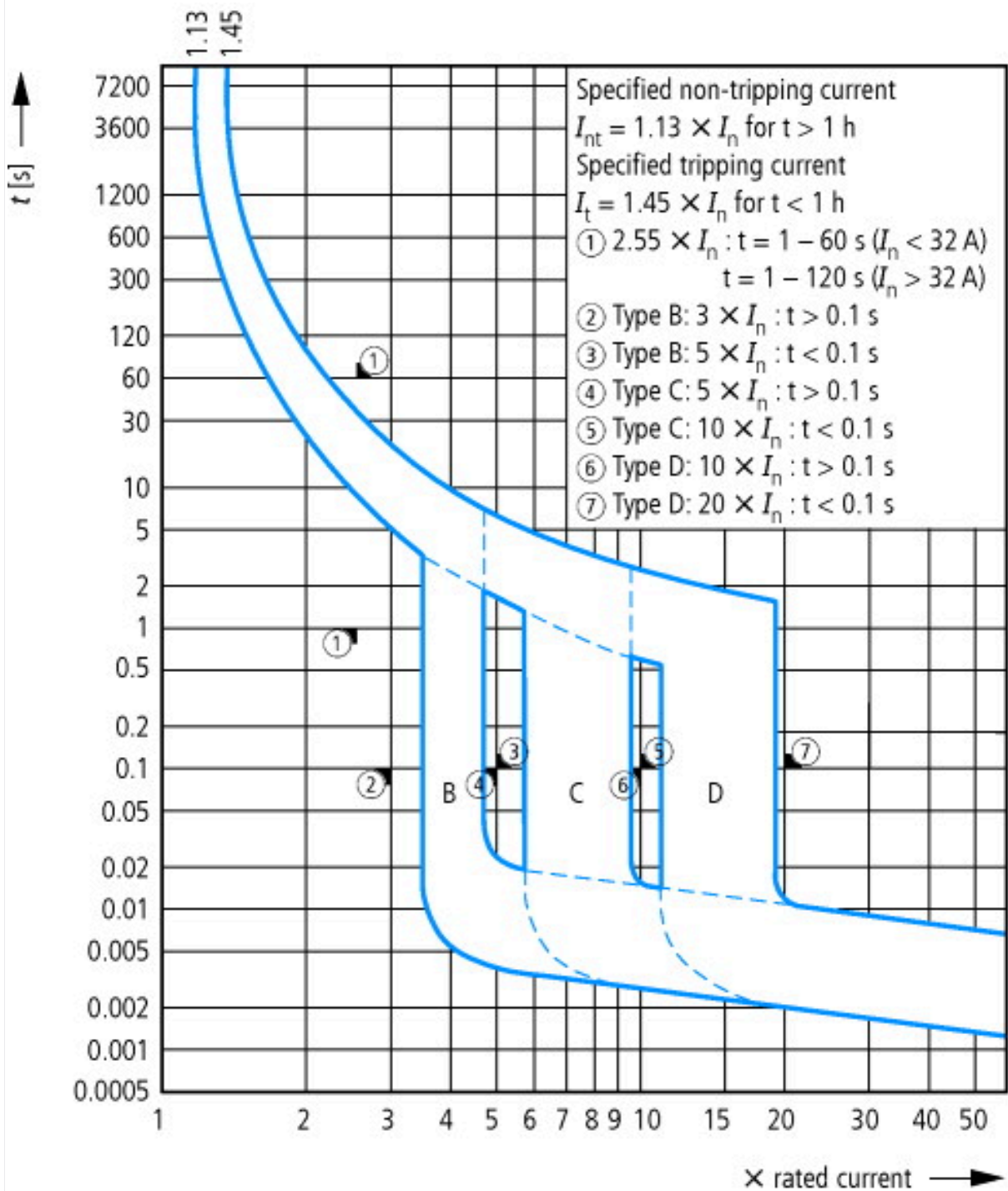
Let-through energy  $I^2t$   
According to IEC/EN 60898





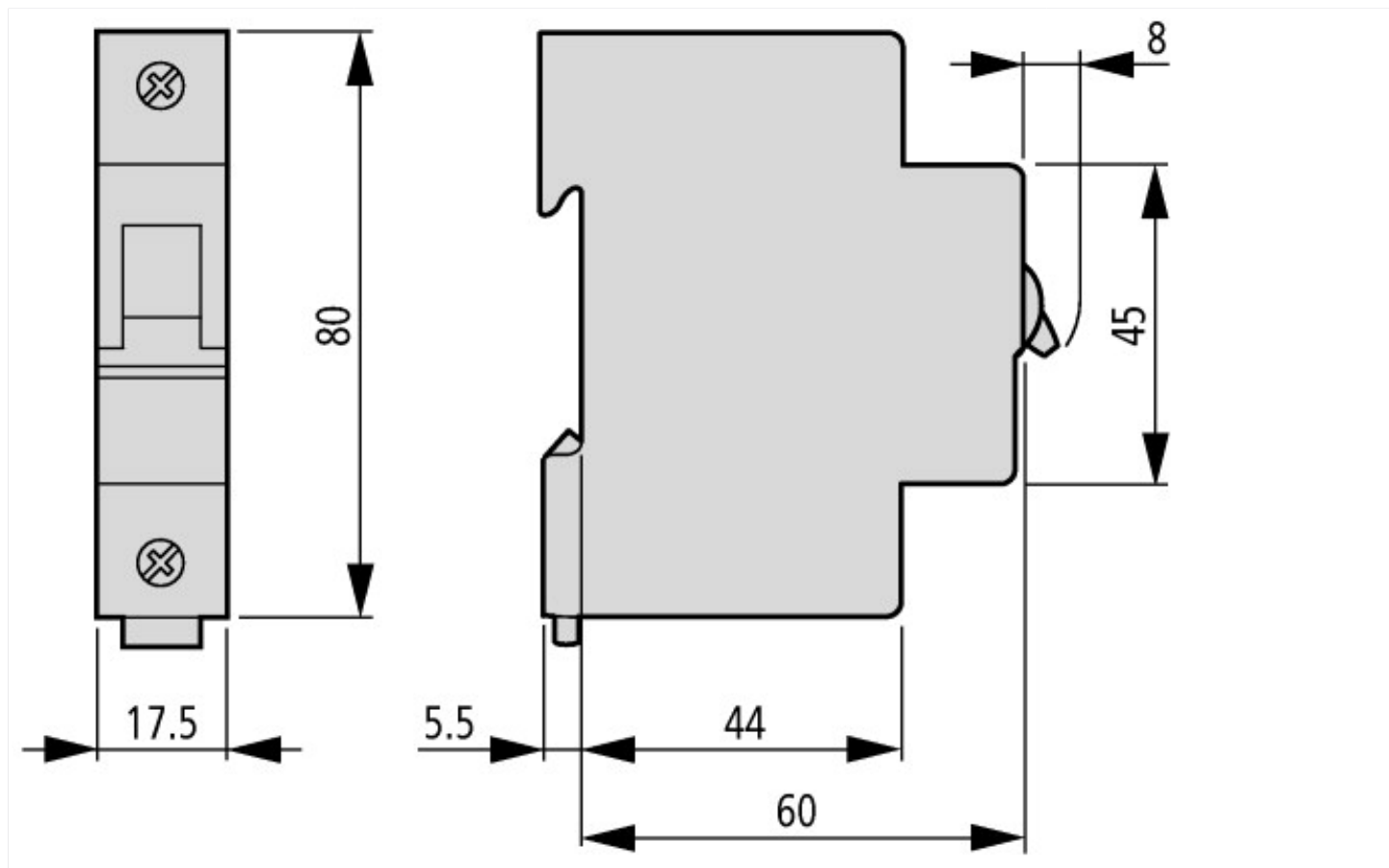
Let-through current  $i_p$   
According to IEC/EN 60898





Tripping characteristic at 30 °C:  
 B, C, D to IEC/EN 60898

Dimensions





# SCATTERGOOD & JOHNSON LTD

ELECTRICAL ENGINEERING & FLUID CONTROL DISTRIBUTORS

Est.1899

At Scattergood & Johnson Ltd, we pride ourselves on being a technical distributor to specialist industries.

Working with a range of quality product suppliers across a number of specialist markets, we are not your average 'box shifter' - we are your technical and supply chain partner.

We fully support every product we sell - for free! Our internal team and external sales engineers can answer any product or application question, no matter the complexity.

Backing up this technical ability is a range of 50,000+ products available from stock for nationwide next day delivery (same day if required!), or you can collect what you need from any of our trade counters around the UK.

Select your specialist interest below to learn more about how we can help.



Online, In Branch and On the Road - Scattergood & Johnson Ltd, there when you need us.

# [www.scatts.co.uk](http://www.scatts.co.uk)