

DATASHEET - EU5E-SWD-2A2A

**SWD I/O module, 2 analog inputs, 2 analog outputs, parameterizable
0-10V/0-20mA**

Part no. EU5E-SWD-2A2A

Catalog No. 144063

EL-Nummer (Norway) 4519613




EATON

Powering Business Worldwide™

**Delivery program**

Product range			SmartWire-DT slave
Basic function			Analog modules
Function			For connection of analog I/O signals
Short Description			Inputs/outputs, configurable: 0 - 10 V, 0 - 20 mA
Inputs			
Analog			2
Outputs			
Analog			2
Connection to SmartWire-DT			yes

Technical data**General**

Standards			IEC/EN 61131-2
Approvals			UL CSA
Approvals			DNV GL BV LRS
shipping classification			
			  
Dimensions (W x H x D)	mm		35 x 90 x 101
Weight	kg		0.1
Mounting			Top-hat rail IEC/EN 60715, 35 mm
Mounting position			As required

24 V DC supply for output supply

Power supply			
Rated operational voltage	U_e	V	24 DC -15 % / +20 %
Residual ripple on the input voltage		%	≤ 5
Protection against polarity reversal			Yes
Power loss	P	W	1.5

Climatic environmental conditions

Climatic proofing			Dry heat to IEC 60068-2-2 Damp heat as per EN 60068-2-3
Air pressure (operation)		hPa	795 - 1080
Ambient temperature			
Operation	θ	°C	-25 - +55
Storage / Transport	θ	°C	-40 - +70
Relative humidity			
Condensation			Take appropriate measures to prevent condensation
Relative humidity, non-condensing (IEC/EN 60068-2-30)		%	5 - 95

Ambient conditions, mechanical

Protection type (IEC/EN 60529, EN50178, VBG 4)			IP20
Vibrations (IEC/EN 61131-2:2008)			
Constant amplitude 3,5 mm		Hz	5 - 8.4
Constant acceleration 1 g		Hz	8.4 - 150
Mechanical shock resistance (IEC/EN 60068-2-27) semi-sinusoidal 15 g/11 ms		Impacts	9
Drop to IEC/EN 60068-2-31	Drop height	mm	50
Free fall, packaged (IEC/EN 60068-2-32)		m	0.3

Electromagnetic compatibility (EMC)

Overvoltage category			II
Pollution degree			2
Electrostatic discharge (IEC/EN 61131-2:2008)			
Air discharge (Level 3)		kV	8
Contact discharge (Level 2)		kV	4
Electromagnetic fields (IEC/EN 61131-2:2008)			
80 - 1000 MHz		V/m	10
1.4 - 2 GHz		V/m	3
2 - 2.7 GHz		V/m	1
Radio interference suppression (SmartWire-DT)			EN 55011 Class B
Burst (IEC/EN 61131-2:2008, Level 3)			
Supply cable		kV	2
Signal lines		kV	2
SmartWire-DT cables		kV	2
Surge (IEC/EN 61131-2:2008, Level 1)			
Surge power cables		kV	1
Surge I/O cables		kV	1
Radiated RFI (IEC/EN 61131-2:2008, Level 3)		V	10

SmartWire-DT network

Station type			SmartWire-DT slave
Setting the baud rate			automatic
Baud rate (data transfer speed)		kbps	maximum 250
Status SmartWire-DT		LED	Green
Connection			Plug, 8-pole Connection plug: external device plug SWD4-8SF2-5
Current consumption	I_e	mA	22

Connection supply and I/O

Terminal for I/O sensor			
Connection type			Push in terminals
Solid		mm ²	0.2 - 1.5 (AWG 24 - 16)
Flexible with ferrule		mm ²	0.25 - 1.5 (AWG 24 - 16)
			Minimum length 8 mm

Analog inputs

Quantity			2 (2-wire connection, screened, length < 10 m)
Parameter setting			
Input type			Voltage, current
Averaging			adjustable
Voltage		V	
Input voltage		V	0 - 10
Max. current			
Input current		mA	0 - 20
Input impedance		Ω	< 250
Resolution		Bit	12
Conversion time		ms	20
Total error		%	± 1
Repetition accuracy		%	± 0.5
Dielectric strength		V	± 30

Analog outputs

Quantity			2 (2-wire connection, screened)
Parameter setting			
Type			Voltage, current
Voltage		V	
Output voltage		V	0 - 10
Max. output current		mA	10
Max. current			
Output current		mA	0 - 20
Load resistance		Ω	< 500
Overload and short-circuit proof			yes
Resolution		Bit	12
Conversion time		ms	20
Total error		%	± 1
Repetition accuracy		%	± 0.5

Supply voltage U_{Aux}

Siemens MPI, (optional)			yes
Residual ripple on the input voltage		%	≤ 5

Potential isolation

Inputs for SmartWire-DT			Yes
Outputs to SmartWire-DT			Yes
Input to input			No
Output to input			no
Output to output			No

Design verification as per IEC/EN 61439

Technical data for design verification			
Rated operational current for specified heat dissipation	I_n	A	0
Heat dissipation per pole, current-dependent	P_{vid}	W	0
Equipment heat dissipation, current-dependent	P_{vid}	W	0
Static heat dissipation, non-current-dependent	P_{vs}	W	1.5
Heat dissipation capacity	P_{diss}	W	0
Operating ambient temperature min.		$^{\circ}\text{C}$	-25
Operating ambient temperature max.		$^{\circ}\text{C}$	55
Degree of Protection			IP20
IEC/EN 61439 design verification			
10.2 Strength of materials and parts			
10.2.2 Corrosion resistance			
10.2.3.1 Verification of thermal stability of enclosures			Meets the product standard's requirements.
10.2.3.2 Verification of resistance of insulating materials to normal heat			Meets the product standard's requirements.
10.2.3.3 Verification of resistance of insulating materials to abnormal heat and fire due to internal electric effects			Meets the product standard's requirements.
10.2.4 Resistance to ultra-violet (UV) radiation			Meets the product standard's requirements.
10.2.5 Lifting			Does not apply, since the entire switchgear needs to be evaluated.
10.2.6 Mechanical impact			Does not apply, since the entire switchgear needs to be evaluated.
10.2.7 Inscriptions			Meets the product standard's requirements.
10.3 Degree of protection of ASSEMBLIES			Meets the product standard's requirements.
10.4 Clearances and creepage distances			Meets the product standard's requirements.
10.5 Protection against electric shock			Does not apply, since the entire switchgear needs to be evaluated.
10.6 Incorporation of switching devices and components			Does not apply, since the entire switchgear needs to be evaluated.
10.7 Internal electrical circuits and connections			Is the panel builder's responsibility.
10.8 Connections for external conductors			Is the panel builder's responsibility.
10.9 Insulation properties			
10.9.2 Power-frequency electric strength			Is the panel builder's responsibility.
10.9.3 Impulse withstand voltage			Is the panel builder's responsibility.
10.9.4 Testing of enclosures made of insulating material			Is the panel builder's responsibility.

10.10 Temperature rise		The panel builder is responsible for the temperature rise calculation. Eaton will provide heat dissipation data for the devices.
10.11 Short-circuit rating		Is the panel builder's responsibility.
10.12 Electromagnetic compatibility		Is the panel builder's responsibility.
10.13 Mechanical function		The device meets the requirements, provided the information in the instruction leaflet (IL) is observed.

Technical data ETIM 7.0

PLC's (EG000024) / Fieldbus, decentr. periphery - analogue I/O module (EC001596)

Electric engineering, automation, process control engineering / Control / Field bus, decentralized peripheral / Field bus, decentralized peripheral - analogue I/O module (ecl@ss10.0.1-27-24-26-01 [BAA061014])

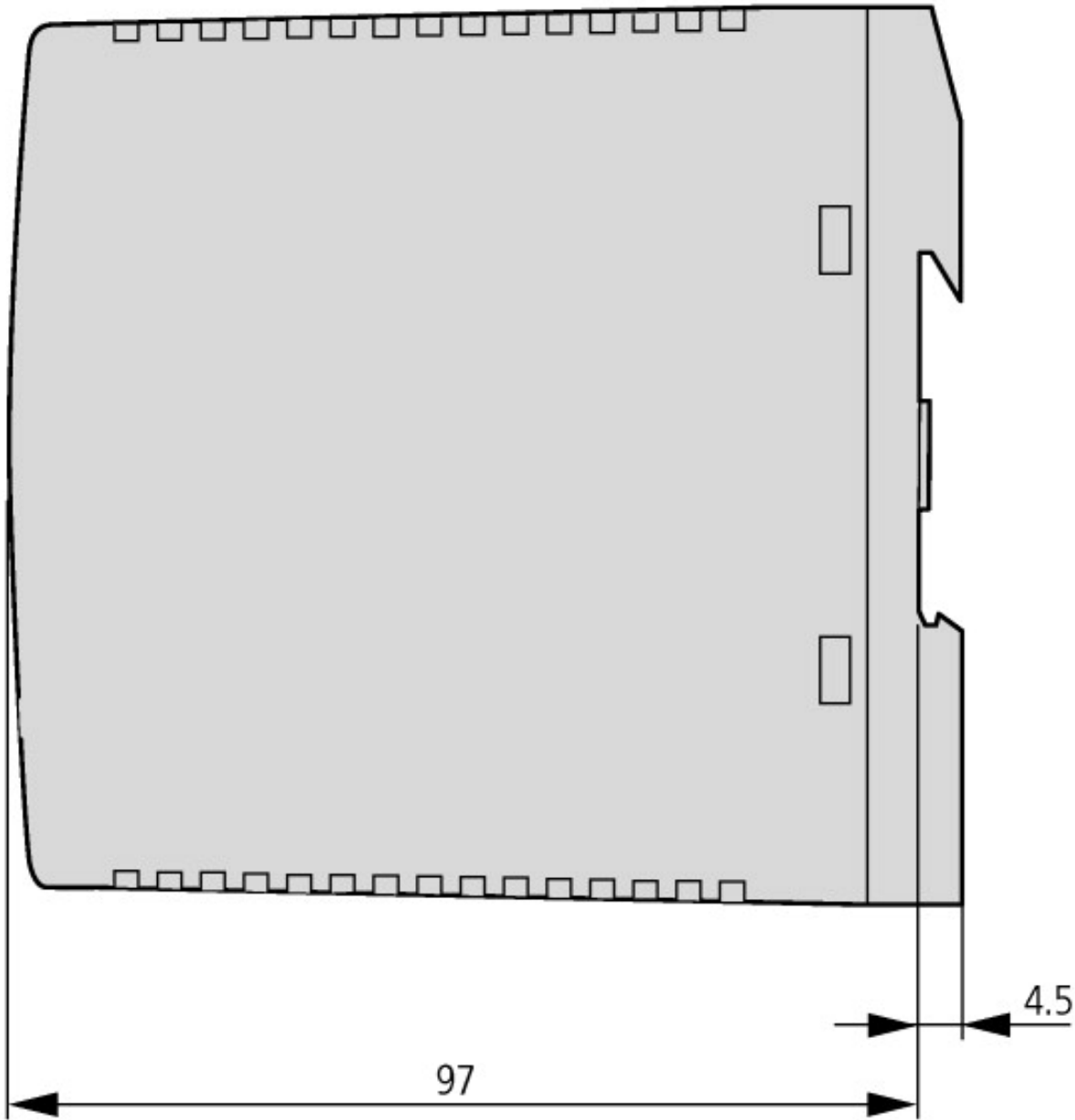
Supply voltage AC 50 Hz	V	0 - 0
Supply voltage AC 60 Hz	V	0 - 0
Supply voltage DC	V	0 - 0
Voltage type of supply voltage		DC
Input, current		Yes
Input, voltage		Yes
Input, resistor		No
Input, resistance thermometer		No
Input, thermocouple		No
Input signal, configurable		No
Resolution of the analogue inputs	Bit	12
Output, current		Yes
Output, voltage		Yes
Output signal configurable		Yes
Resolution of the analogue outputs	Bit	12
Number of analogue inputs		2
Number of analogue outputs		2
Analogue inputs configurable		Yes
Analogue outputs configurable		Yes
Number of HW-interfaces industrial Ethernet		0
Number of interfaces PROFINET		0
Number of HW-interfaces RS-232		0
Number of HW-interfaces RS-422		0
Number of HW-interfaces RS-485		0
Number of HW-interfaces serial TTY		0
Number of HW-interfaces parallel		0
Number of HW-interfaces Wireless		0
Number of HW-interfaces USB		0
Number of HW-interfaces other		0
Supporting protocol for TCP/IP		No
Supporting protocol for PROFIBUS		No
Supporting protocol for CAN		No
Supporting protocol for INTERBUS		No
Supporting protocol for ASI		No
Supporting protocol for KNX		No
Supporting protocol for MODBUS		No
Supporting protocol for Data-Highway		No
Supporting protocol for DeviceNet		No
Supporting protocol for SUCONET		No
Supporting protocol for LON		No
Supporting protocol for PROFINET IO		No
Supporting protocol for PROFINET CBA		No
Supporting protocol for SERCOS		No
Supporting protocol for Foundation Fieldbus		No
Supporting protocol for EtherNet/IP		No

Supporting protocol for AS-Interface Safety at Work			No
Supporting protocol for DeviceNet Safety			No
Supporting protocol for INTERBUS-Safety			No
Supporting protocol for PROFI-safe			No
Supporting protocol for SafetyBUS p			No
Supporting protocol for other bus systems			Yes
Radio standard Bluetooth			No
Radio standard WLAN 802.11			No
Radio standard GPRS			No
Radio standard GSM			No
Radio standard UMTS			No
IO link master			No
System accessory			Yes
Degree of protection (IP)			IP20
Degree of protection (NEMA)			
Type of electric connection			Flat plug-in connection
Fieldbus connection over separate bus coupler possible			Yes
Rail mounting possible			Yes
Wall mounting/direct mounting			Yes
Front build in possible			No
Rack-assembly possible			No
Suitable for safety functions			No
Category according to EN 954-1			
SIL according to IEC 61508			None
Performance level acc. EN ISO 13849-1			None
Appendant operation agent (Ex ia)			No
Appendant operation agent (Ex ib)			No
Explosion safety category for gas			None
Explosion safety category for dust			None
Width		mm	35
Height		mm	90
Depth		mm	97

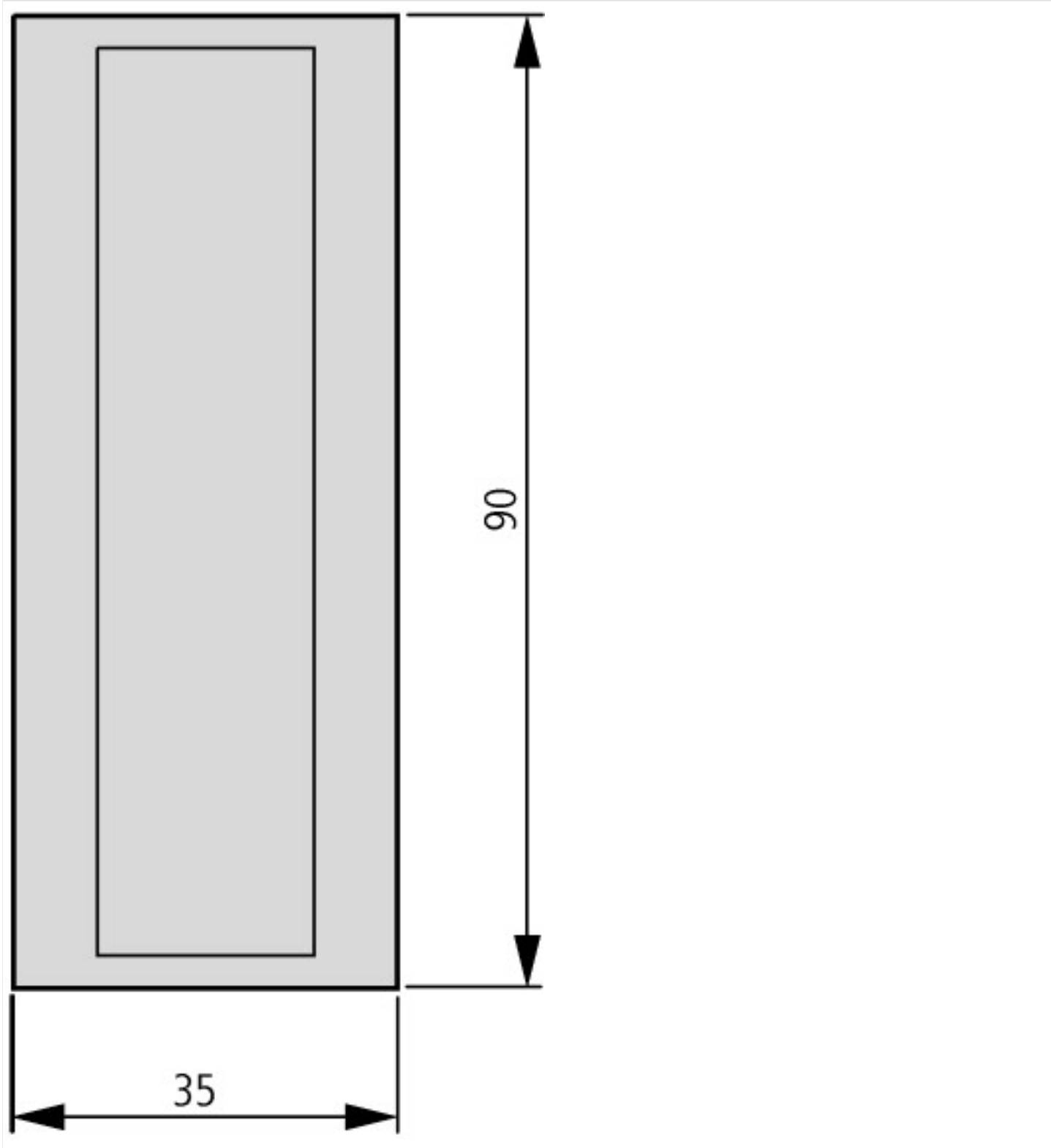
Approvals

UL File No.			E29184
UL Category Control No.			NKCR
CSA File No.			2324643
CSA Class No.			3211-07
North America Certification			UL listed, CSA certified
Specially designed for North America			No

Dimensions



SmartWire-DT I/O modules (IP20)





SCATTERGOOD & JOHNSON LTD

ELECTRICAL ENGINEERING & FLUID CONTROL DISTRIBUTORS

Est.1899

At Scattergood & Johnson Ltd, we pride ourselves on being a technical distributor to specialist industries.

Working with a range of quality product suppliers across a number of specialist markets, we are not your average 'box shifter' - we are your technical and supply chain partner.

We fully support every product we sell - for free! Our internal team and external sales engineers can answer any product or application question, no matter the complexity.

Backing up this technical ability is a range of 50,000+ products available from stock for nationwide next day delivery (same day if required!), or you can collect what you need from any of our trade counters around the UK.

Select your specialist interest below to learn more about how we can help.



Online, In Branch and On the Road - Scattergood & Johnson Ltd, there when you need us.

www.scatts.co.uk