

TOUCH-SAFE HEATER (SEMICONDUCTOR)

CS 060 | 50 W to 150 W



- > Low surface temperature
- > Quick mounting due to clip fixing
- > Double insulated (plastic)
- > Wide voltage range
- > Small size

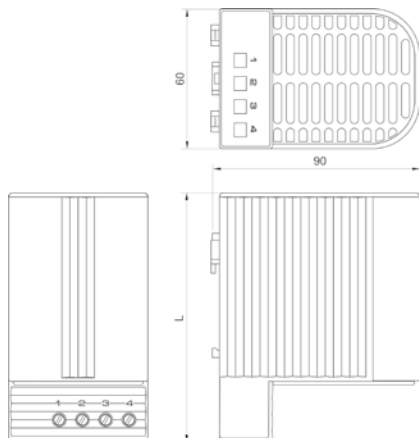
Touch-safe heater for the use in enclosures with electrical/electronic components. The design of the heater supports the natural convection which results in a high air-current of warm air. The surface temperatures on the accessible side surfaces of the housing are kept down as a result of the heater design. Our complete range of thermostats and hygrostats can directly be connected to the heater CS 060. This heater is also available in a version with plug-in thermostat requiring no additional wiring (CSF 060). The heaters are designed for permanent operation.



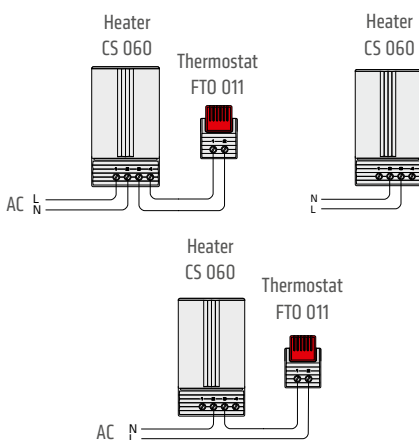
TECHNICAL DATA

Operating voltage	AC/DC 120 – 240 V ¹ (min. 110 V, max. 265 V)
Heating element	PTC resistor – temperature limiting
Surface temperature	< +80 °C (+176 °F), except upper protective grille
Connection	4-pole terminal 2.5 mm ² , torque 0.8 Nm max.
Casing	plastic according to UL94 V-0, black
Mounting	clip for 35 mm DIN rail, EN 60715
Fitting position	vertical airflow (air outlet up, connection on bottom)
Operating/Storage temperature	-45 to +70 °C (-49 to +158 °F)
Operating/Storage humidity	max. 90 % RH (non-condensing)
Protection type/Protection class	IP20 / II (double insulated)
Approvals	VDE, UL File No. E150057, EAC
Note	other voltages on request

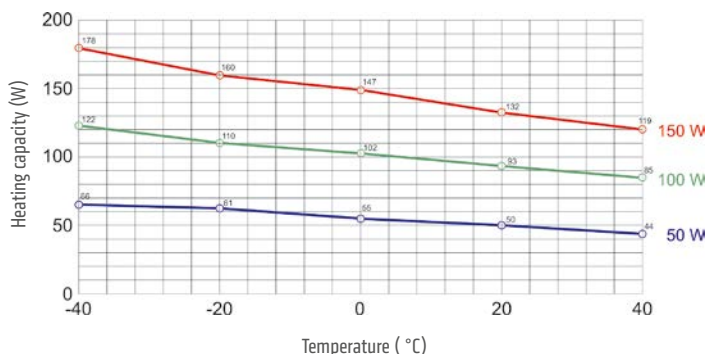
¹ Operating with voltages below AC/DC 140 V reduces heating performance by approx. 10 %.



Examples of connection



Heating capacity / Ambient temperature diagram CS 060



Art. No.	Heating capacity ²	Inrush current (max.)	Recommended pre-fuse T (time-delay)	Air outlet temperature ³	Dimensions	Weight (approx.)
06000.0-00	50 W	2.5 A	4.0 A	+86 °C (+186.8 °F)	110 x 60 x 90 mm	0.3 kg
06010.0-00	100 W	4.5 A	8.0 A	+120 °C (+248 °F)	110 x 60 x 90 mm	0.3 kg
06020.0-00	150 W	8.0 A	10.0 A	+145 °C (+293 °F)	150 x 60 x 90 mm	0.5 kg

² ambient temperature – see Heating capacity / ambient temperature diagram; ³ measured 50 mm above protective grille



SCATTERGOOD & JOHNSON LTD

ELECTRICAL ENGINEERING & FLUID CONTROL DISTRIBUTORS

Est.1899

At Scattergood & Johnson Ltd, we pride ourselves on being a technical distributor to specialist industries.

Working with a range of quality product suppliers across a number of specialist markets, we are not your average 'box shifter' - we are your technical and supply chain partner.

We fully support every product we sell - for free! Our internal team and external sales engineers can answer any product or application question, no matter the complexity.

Backing up this technical ability is a range of 50,000+ products available from stock for nationwide next day delivery (same day if required!), or you can collect what you need from any of our trade counters around the UK.

Select your specialist interest below to learn more about how we can help.



Online, In Branch and On the Road - Scattergood & Johnson Ltd, there when you need us.

www.scatts.co.uk