

Active Distributors ASi, IP20/IP67



2 x connectors for profile cable





Periphery connection

- via connecting wires
- M8 cable sockets
- M12 cable sockets
- 8 x push in terminals



(Figure similar)




Figure	Type	Inputs digital	Outputs digital	Input voltage (sensor supply) ⁽¹⁾	Output voltage (actuator supply) ⁽²⁾	ASi connection ⁽³⁾	Connection ⁽⁴⁾	ASi address ⁽⁵⁾	Special function	Art. no.
	IP67, depth 35 mm	4	2 x electronic	out of ASi	out of ASi	ASi profile cable	6 x M8 cable sockets, straight, 4 poles	1 AB slave	to control valves Festo CPE14 / VUVG-L14 via ASi	BWU3577
	IP67, depth 35 mm	4	4 x electronic	out of ASi	out of AUX	ASi profile cable	4 x M8 cable sockets, straight, 4 poles	1 AB slave	–	BWU3555
	IP67, depth 35 mm	2	2 x electronic	out of ASi	out of ASi	ASi profile cable	2 x M12 cable sockets, straight, 5 poles + 2 x M8 cable sockets, straight, 3 poles	1 AB slave	–	BWU3695
	IP67, depth 35 mm	4	–	out of ASi	–	ASi profile cable	4 x M12 cable sockets, straight, 5 poles	1 AB slave	–	BWU3632
	IP67, depth 35 mm	4	–	out of ASi	–	ASi profile cable	4 x M12 cable sockets, straight, 5 poles	1 AB slave	–	BWU3633
	IP67, depth 35 mm	4	–	out of AUX	–	ASi profile cable	3 x round cable/ connecting wires + 1 x M8 cable socket, straight, 4 poles	1 AB slave	–	BWU3608
	IP67, depth 35 mm	4	4 x electronic	out of ASi	out of AUX	ASi profile cable	2 x round cable/ connecting wires	1 AB slave	–	BWU3317
	IP67, depth 35 mm	4	4 x electronic	out of ASi	out of AUX	ASi profile cable	2 x M12 cable sockets, straight, 5 poles	1 AB slave	–	BW3507
	IP67, depth 35 mm	4	4 x electronic	out of ASi	out of ASi	ASi profile cable	2 x round cable/ connecting wires	1 AB slave	–	BWU3326
	IP67, depth 35 mm	3	4 x electronic	out of AUX	out of AUX	ASi profile cable	2 x M12 cable sockets, straight, 5 poles	1 AB slave	to connect K50Pro Banner Stacklight to ASi	BWU3785
	IP67, depth 35 mm	4	–	out of ASi	–	ASi profile cable	2 x round cable/ connecting wires	1 AB slave	–	BWU3374
	IP67, depth 35 mm	1	4 x electronic	out of ASi	out of ASi	ASi profile cable	1 x M12 cable sockets, straight, 5 poles + 1 x M12 cable sockets, angled, 5 poles	1 AB slave	to connect Banner K50 Series EZ-Light, Type K50L...PQ + Wenglor Light Curtains Pick-to-Light	BWU3534
	IP67, depth 35 mm	4	4 x electronic	out of ASi	out of ASi	ASi profile cable	1 x round cable/ connecting wires	1 AB slave	–	BW3500
	IP67, depth 35 mm	4	4 x electronic	out of ASi	out of ASi	ASi profile cable	1 x round cable/ connecting wires	1 AB slave	to connect Stack-Light Banner TL50GYRAQ + audible alarm (180 mA) to ASi	BWU3606
	IP67, depth 35 mm	4	4 x electronic	out of AUX	out of AUX	ASi profile cable	1 x M12 cable socket, straight, 8 poles	1 AB slave	to connect Euchner MGB to ASi	BW3377
	IP67, depth 35 mm	2	2 x electronic	out of AUX	out of AUX	ASi profile cable	1 x round cable/ connecting wires	1 AB slave	to control Linak LA12 drives	BWU3607

Active Distributors ASI, IP20/IP67



Figure	Type	Inputs digital	Outputs digital	Input voltage (sensor supply) (1)	Output voltage (actuator supply) (2)	ASi connection (3)	Connection (4)	ASi address (5)	Special function	Art. no.
	IP67, depth 35 mm	1	3 x electronic	out of ASi	out of ASi	ASi profile cable	1 x M12 cable socket, angled, 8 poles	1 AB slave	to connect Banner K50 Series EZ-LIGHT, Typ K50AP***F2Q to ASi	BWU3639
	IP67, depth 19 mm	4	–	out of AUX	–	ASi profile cable	2 x M12-cable sockets, straight, 5 poles	1 AB slave	–	BWU3498
	IP67, depth 19 mm	2	2 x electronic	out of AUX	out of AUX	ASi profile cable	1 x M12 cable sockets, straight, 5 poles + 1 x round cable/ connecting wires	1 AB slave	–	BWU3628
	IP67, depth 19 mm	2	2 x electronic	out of AUX	out of AUX	ASi profile cable	2 x M12 cable sockets, straight, 5 poles	1 AB slave	–	BWU3497
	IP67, depth 19 mm	2	2 x electronic	out of AUX	out of AUX	ASi profile cable	2 x round cables/ connecting wires	1 AB slave	–	BWU3602
	IP67, depth 19 mm	2	1 x electronic	out of AUX	out of AUX	ASi profile cable	2 x M12 cable sockets, angled, 5 poles	1 AB slave	–	BW3250
	IP67, depth 19 mm	2	2 x electronic	out of ASi	out of ASi	ASi profile cable	1 x M12 cable socket, straight, 8 poles	1 AB slave	–	BWU3400
	IP67, depth 19 mm	2	–	out of ASi	–	ASi profile cable	1 x M12 cable socket, angled, 5 poles	1 AB slave	–	BWU3642
	IP67, depth 19 mm	2	–	out of AUX	–	ASi profile cable	1 x M12 cable socket, angled, 5 poles	1 AB slave	–	BWU3564
	IP67, depth 19 mm	–	4 x electronic	–	out of AUX	ASi profile cable	1 x round cable/ connecting wires	1 AB slave	–	BW3300
	IP67, depth 19 mm	–	4 x electronic	–	out of AUX	ASi profile cable	1 x round cable/ connecting wires	1 AB slave	–	BWU3487
	IP67, depth 19 mm	–	4 x electronic	–	out of AUX	ASi profile cable	1 x M12 cable socket, straight, 5-poles	1 AB slave	to connect general-purpose display Banner K50 Pro to ASi	BWU4087
	IP67, depth 19 mm	4	–	out of AUX	–	ASi profile cable	8 x push in terminals	1 AB slave	–	BWU3349
	IP67, depth 19 mm	3	1 x electronic	out of AUX	out of AUX	ASi profile cable	8 x push in terminals	1 AB slave	–	BWU3414
	IP67, depth 19 mm	–	4 x electronic	–	out of AUX	ASi profile cable	8 x push in terminals	1 AB slave	–	BWU3342

- (1) **Input voltage (sensor supply):** inputs are supplied by ASi or by AUX (auxiliary 24 V power). If supplied by ASi, inputs shall not be connected to earth or to external potential.
- (2) **Output voltage (actuator supply):** outputs are supplied by ASi or by AUX (auxiliary 24 V power). If supplied by ASi, outputs shall not be connected to earth or to external potential
- (3) **ASi connection:** the connection to ASi as well to AUX (auxiliary 24 V power) is made via yellow resp. black ASi profile cable with piercing technology or via M12 socket (in IP20 via clamps).
- (4) **Connection:** further connection options are available on request.



- (5) **ASi address:** 1 AB slave (max. 62 AB slaves/ASi network), 2 AB slaves (max. 31 modules with 2 AB slaves), Single Slaves (max. 31 Single Slaves/ASi network), mixed use allowed.
For modules with two slaves the second slave is turned off as long as the first slave is addressed to address "0".
Upon request, slaves are available with specific ASi Slave profiles.

Active Distributors ASi, IP20/IP67



Article No.	BWU3374	BWU3632	BWU3633	BWU3608	BWU3349
General data					
Device type	input				
Connection					
ASi/AUX connection	profile cable and piercing				
Periphery connection	2 x round cable/connecting wires	4 x M12 cable sockets, straight, 5 poles		3 x round cable/connecting wires + 1 x M8 cable socket, straight, 4 poles	8 x push in terminals; wire section flexible (wire end ferrule without plastic sleeve): min. 0,2 mm ² ; max. 0,5 mm ² /AWG20
M12 wiring ⁽¹⁾	–	single wiring		–	
Round cable	0,5 m	0,3 m	2 m	1 m	–
max. allowed tensile strain 10 N					
ASi					
Profile	S-0.A.E (ID1=7 fixed)		S-0.A.E (ID1=7 default)	S-7.A.7 (ID1=7 fixed)	S-0.A.E (ID1=7 default)
Address	1 AB slave				
Required Master profile	≥M3		≥M4		≥M3
As of ASi specification	2.1		3.0		2.1
Operating voltage	30 V (18 ... 31.6 V)				
Max. current consumption	165 mA			45 mA	35 mA
Max. current consumption without sensor/ actuator supply	45 mA			45 mA	35 mA
AUX					
Operating voltage	–			24 V (18 ... 30 V _{DC})	
Max. current consumption	–			1 A	
Input					
Number	4				
Power supply	out of ASi			out of AUX	
Power supply of attached sensors	up to +40 °C	120 mA ⁽²⁾			1 A
	at +55 °C	80 mA ⁽²⁾			
	at +60 °C	60 mA ⁽²⁾			
Switching threshold	U < 5 V (low) U > 15 V (high)				
Display					
LED ASi/FLT (red/green)	green: ASi voltage on, slave online green/red: ASi voltage on, but slave offline green flashing/red: address 0 alternating green flashing/red flashing: peripheral fault ⁽³⁾ off: no ASi voltage				
LED AUX (green)	–			on: 24 V _{DC} AUX off: no 24 V _{DC} AUX	
LEDs I1 ... I4 (yellow)	state of inputs I1 ... I4				

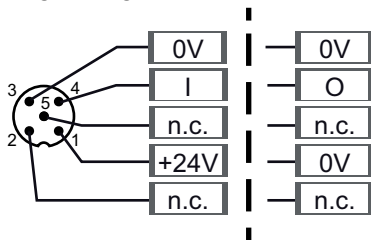
Active Distributors ASI, IP20/IP67



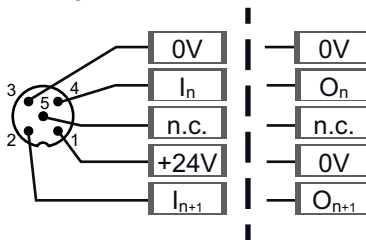
Article No.	BWU3374	BWU3632	BWU3633	BWU3608	BWU3349
Environment					
Applied standards	EN 61000-6-2 EN 61000-6-3 EN 61131-2 EN 60529				
Operating altitude	max. 2000 m				
Ambient temperature	-30 °C ... +60 °C ^{(2) (4)}			-30 °C ... +60 °C (no condensation permitted)	
Storage temperature	-25 °C ... +85 °C				
Housing	plastic, for screw mounting, suitable for cable ducts (≥35 mm installation depth)			plastic, for screw mounting, suitable for cable ducts (≥19 mm installation depth)	
Pollution degree	2				
Protection category	IP67 ⁽⁵⁾			IP20	
Maximum tolerable shock and vibration stress	≤15g, T≤11 ms 10 ... 55 Hz, 0,5 mm amplitude				
Insulation voltage	≥500 V				
Weight	100 g			50 g	
Dimensions (W / H / D) in mm	60 / 45 / 35			60 / 45 / 19	

(1) **M12 wiring:** either as a single-wiring, Y-wiring or mixed-wiring.

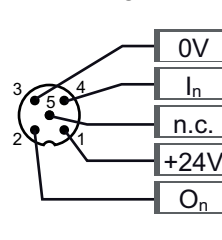
Single-wiring



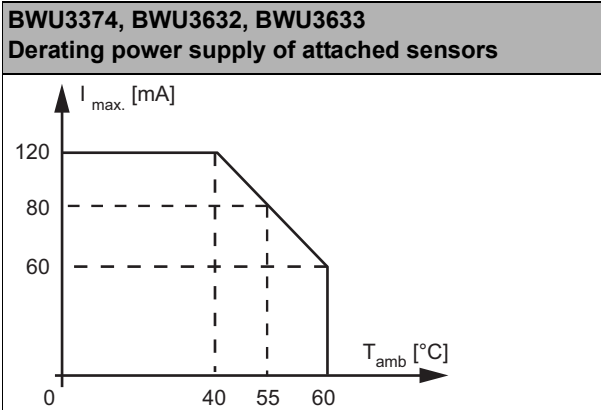
Y-wiring



Mixed-wiring



(2)



(3) see table "Peripheral fault indication"

(4) Down to -25 °C with flexibly mounted cable, -30 °C only with fixed mounted cable.

(5) Protection category IP67 can only be achieved, if also the cable connector fulfills IP67

Active Distributors ASi, IP20/IP67



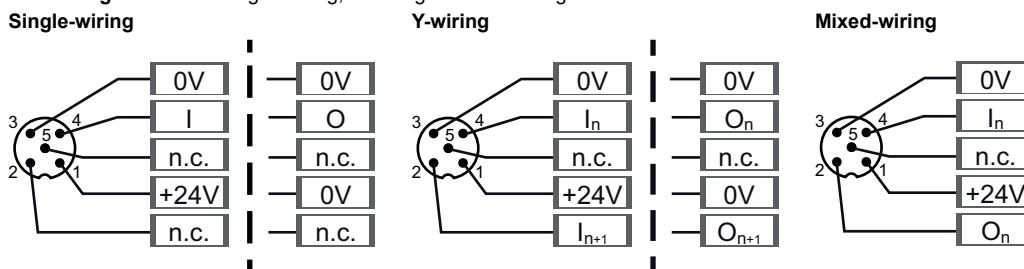
Article No.	BWU3642	BWU3564	BWU3498
General data			
Device type	input		
Connection			
ASi/AUX connection	profile cable and piercing		
Periphery connection	1 x M12 cable socket, angled, 5 poles	2 x M12 cable sockets, straight, 5 poles	
M12 wiring ⁽¹⁾	Y wiring		
Round cable	1 m	0,4 m	
	max. allowed tensile strain 10 N		
ASi			
Profile	S-7.A.E (ID1=7 default)		
Address	1 AB slave		
Required Master profile	≥M3		
As of ASi specification	2.1		
Operating voltage	30 V (18 ... 31.6 V)		
Max. current consumption	90 mA	35 mA	
Max. current consumption without sensor/ actuator supply	40 mA	35 mA	
AUX			
Operating voltage	–	24 V (18 ... 30 V _{DC})	
Max. current consumption	–	1 A	
Input			
Number	2		4
Power supply	out of ASi		out of AUX
Power supply of attached sensors	up to +50 °C	50 mA (up to +55 °C)	1 A ⁽⁴⁾
	at +60 °C	–	1 A
	at +70 °C	–	
Switching threshold	U < 5 V (low) U > 15 V (high)		
Display			
LED ASi/FLT (red/green)	green: ASi voltage on, slave online green/red: ASi voltage on, but slave offline green flashing/red: address 0 alternating green flashing/red flashing: peripheral fault ⁽²⁾ off: no ASi voltage		
LED AUX (green)	–	on: 24 V _{DC} AUX off: no 24 V _{DC} AUX	
LEDs I1 ... In (yellow)	state of inputs I1, I2		state of inputs I1 ... I4

Active Distributors ASI, IP20/IP67



Article No.	BWU3642	BWU3564	BWU3498
Environment			
Applied standards	EN 61000-6-2 EN 61000-6-3 EN 61131-2 EN 60529		
Operating altitude	max. 2000 m		
Ambient temperature	-30 °C ... +55 °C ⁽³⁾ (no condensation permitted)	-30 °C ... +70 °C ⁽³⁾ ⁽⁴⁾ (no condensation permitted)	-30 °C ... +70 °C ⁽³⁾
Storage temperature	-25 °C ... +85 °C		
Housing	plastic, for screw mounting, suitable for cable ducts (≥19 mm installation depth)		
Pollution degree	2		
Protection category	IP67		
Maximum tolerable shock and vibration stress	≤15g, T≤11 ms 10 ... 55 Hz, 0,5 mm amplitude		
Insulation voltage	≥ 500 V		
Weight	100 g		
Dimensions (W / H / D) in mm	60 / 45 / 19		

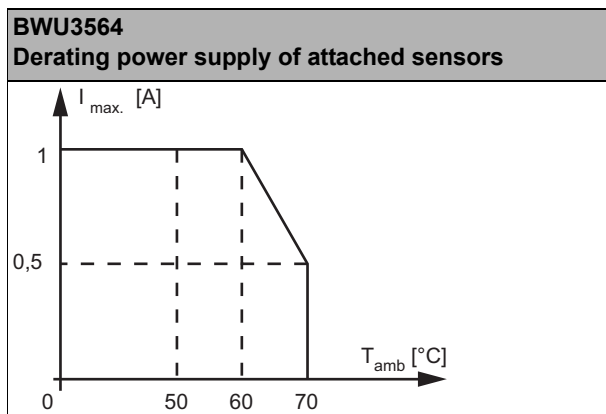
(1) **M12 wiring:** either as a single-wiring, Y-wiring or mixed-wiring.



(2) see table "Peripheral fault indication"

(3) Down to -25 °C with flexibly mounted cable, -30 °C only with fixed mounted cable.

(4)



Active Distributors ASi, IP20/IP67



Article No.	BWU3555	BW3507	BWU3317	BWU3785	BW3377
General data					
Device type	Input/output				
Connection					
ASi/AUX connection	profile cable and piercing				
Periphery connection	4 x M8 cable sockets, straight, 4 poles	2 x M12-cable sockets, straight, 5 poles	2 x round cable/ connecting wires	2 x M12-cable sockets, straight, 5 poles	1 x M12 cable socket, straight, 8 poles
M12 wiring ⁽¹⁾	Y wiring	-			
Round cable	0,2 m	1 m	1 m (including 0,30 m connecting wires)	X1: 0,25 m, X2: 2 m	1 m
max. allowed tensile strain 10 N					
ASi					
Profile	S-7.A.7 (ID1=7 fixed)				
Address	1 AB slave				
Required Master profile	≥M4				
As of ASi specification	3				
Operating voltage	30 V (18 ... 31.6 V)				
Max. current consumption	165 mA		180 mA	165 mA	45 mA
Max. current consumption without sensor/ actuator supply	45 mA		60 mA	45 mA	
AUX					
Operating voltage	24 V (18 ... 30 V _{DC})				
Max. current consumption	3 A				
Input					
Number	4			3	4
Power supply	out of ASi			out of AUX	
Power supply of attached sensors	up to +40 °C	120 mA ⁽²⁾		-	
	at +55 °C	80 mA ⁽²⁾			
	at +60 °C	60 mA ⁽²⁾			
Switching threshold	U < 5 V (low) U > 15 V (high)				
Output					
Number	4				
Power supply	out of AUX				
Max. output current	up to +40 °C	1 A per output, ∑ (Out) ≤ 3 A ⁽³⁾			
	at +55 °C	1 A per output, ∑ (Out) ≤ 2 A ⁽³⁾			
	at +60 °C	1 A per output, ∑ (Out) ≤ 1,5 A ⁽³⁾			
Display					
LED ASi/FLT (red/green)	green: ASi voltage on, slave online green/red: ASi voltage on, but slave offline green flashing/red: address 0 alternating green flashing/red flashing: peripheral fault ⁽⁴⁾ off: no ASi voltage				
LED AUX (green)	on: 24 V _{DC} AUX off: no 24 V _{DC} AUX				
LEDs I1 ... In (yellow)	state of inputs I1 ... I4			state of inputs I1 ... I3	state of inputs I1 ... I4
LED O1 ... On (yellow)	state of outputs O1 ... O4				

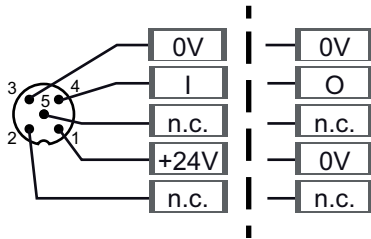
Active Distributors ASI, IP20/IP67



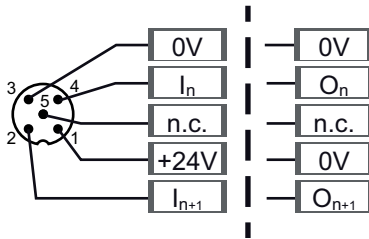
Article No.	BWU3555	BW3507	BWU3317	BWU3785	BW3377
Environment					
Applied standards	EN 61000-6-2 EN 61000-6-3 EN 61131-2 EN 60529				
Operating altitude	max. 2000 m				
Ambient temperature	-30 °C ... +60 °C (2) (3) (5)	-30 °C ... +60 °C (2) (3) (5) (no condensation permitted)			
Storage temperature	-25 °C ... +85 °C				
Housing	plastic, for screw mounting, suitable for cable ducts (≥35 mm installation depth)				
Pollution degree	2				
Protection category	IP67		IP67 (6)		IP67
Maximum tolerable shock and vibration stress	≤15g, T≤11 ms 10 ... 55 Hz, 0,5 mm amplitude				
Insulation voltage	≥500 V				
Weight	100 g				
Dimensions (W / H / D) in mm	60 / 45 / 35				

(1) **M12 wiring:** either as a single-wiring, Y-wiring or mixed-wiring.

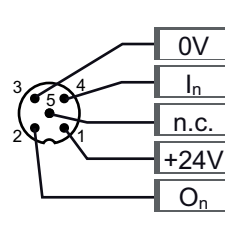
Single-wiring



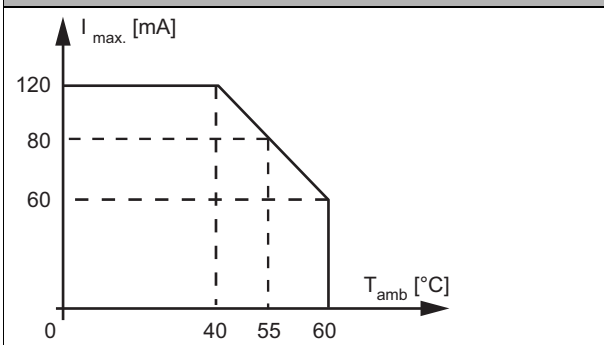
Y-wiring



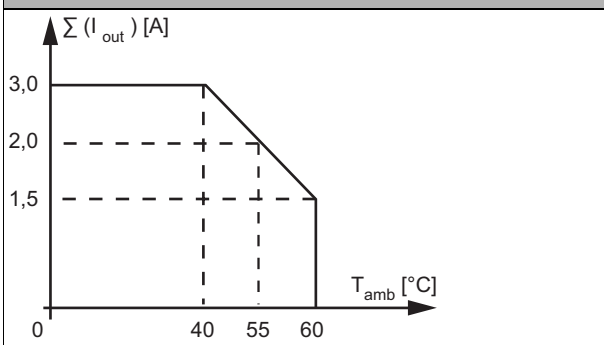
Mixed-wiring



(2) **BWU3317, BW3507, BWU3555**
Derating power supply of attached sensors



(3) **BWU3317, BW3507, BWU3555, BWU3785**
Derating total current of outputs



(4) **see table "Peripheral fault indication"**

(5) Down to -25 °C with flexibly mounted cable, -30 °C only with fixed mounted cable.

Active Distributors ASi, IP20/IP67



⁽⁶⁾ Protection category IP67 can only be achieved, if also the cable connector fulfills IP67

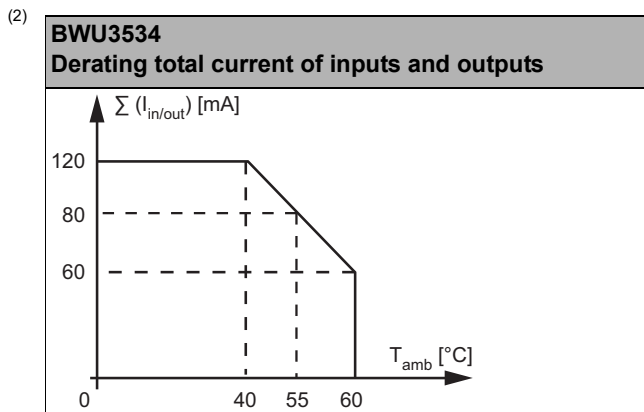
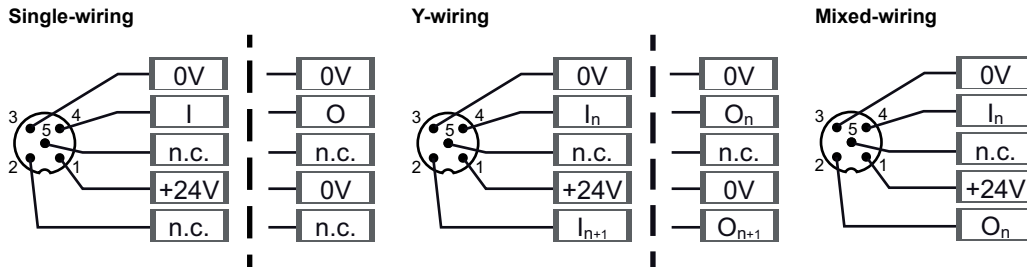
Article No.	BWU3534		BWU3414	
General data				
Device type	Input/output			
Connection				
ASi/AUX connection	profile cable and piercing			
Periphery connection	1 x M12 cable socket, straight, 5 poles + 1 x M12 cable socket, angled, 5 poles	8 x push in terminals; wire section flexible (wire end ferrule without plastic sleeve): min. 0,2 mm ² ; max. 0,5 mm ² / AWG20		
M12 wiring ⁽¹⁾	-			
Round cable	0,3 m	-		
	max. allowed tensile strain 10 N			
ASi				
Profile	S-7.A.7 (ID1=7 fixed)	S-7.A.E (ID1=7 default)		
Address	1 AB slave			
Required Master profile	≥M4	≥M3		
As of ASi specification	3	2.1		
Operating voltage	30 V (18 ... 31.6 V)			
Max. current consumption	165 mA	35 mA		
Max. current consumption without sensor/ actuator supply	45 mA	35 mA		
AUX				
Operating voltage	-	24 V (18 ... 30 V _{DC})		
Max. current consumption	-	1 A		
Input				
Number	1	3		
Power supply	out of ASi		out of AUX	
Power supply of attached sensors	up to +40 °C	120 mA, $\sum (In/Out) \leq 120 \text{ mA}^{(2)}$		$\sum (In/Out) 1 \text{ A}$
	at +55 °C	80 mA, $\sum (In/Out) \leq 80 \text{ mA}^{(2)}$		
	at +60 °C	60 mA, $\sum (In/Out) \leq 60 \text{ mA}^{(2)}$		
Switching threshold	U < 5 V (low) U > 15 V (high)			
Output				
Number	4	1		
Power supply	aus ASi		out of AUX	
Max. output current	up to +40 °C	120 mA, $\sum (In/Out) \leq 120 \text{ mA}^{(2)}$		250 mA per output $\sum (In/Out) 1 \text{ A}$
	at +55 °C	80 mA, $\sum (In/Out) \leq 80 \text{ mA}^{(2)}$		
	at +60 °C	60 mA, $\sum (In/Out) \leq 60 \text{ mA}^{(2)}$		
Display				
LED ASi/FLT (red/green)	green: ASi voltage on, slave online green/red: ASi voltage on, but slave offline green flashing/red: address 0 alternating green flashing/red flashing: peripheral fault ⁽³⁾ off: no ASi voltage			
LED AUX (green)	-	on: 24 V _{DC} AUX off: no 24 V _{DC} AUX		
LEDs I1 ... In (yellow)	state of input I1		state of inputs I1 ... I3	
LED O1 ... On (yellow)	state of outputs O1 ... O4		state of output O1	

Active Distributors ASi, IP20/IP67



Article No.	BWU3534	BWU3414
Environment		
Applied standards	EN 61000-6-2 EN 61000-6-3 EN 61131-2 EN 60529	
Operating altitude	max. 2000 m	
Ambient temperature	-30 °C ... +60 °C ⁽²⁾ ⁽³⁾ ⁽⁵⁾ (no condensation permitted)	
Storage temperature	-25 °C ... +85 °C	
Housing	plastic, for screw mounting, suitable for cable ducts (≥35 mm installation depth)	
Pollution degree	2	
Protection category	IP67	IP20
Maximum tolerable shock and vibration stress	≤15g, T≤11 ms 10 ... 55 Hz, 0,5 mm amplitude	
Insulation voltage	≥500 V	
Weight	100 g	50 g
Dimensions (W / H / D) in mm	60 / 45 / 35	60 / 45 / 19

(1) **M12 wiring:** either as a single-wiring, Y-wiring or mixed-wiring.



(3) see table "Peripheral fault indication"

Article No.	BWU3577	BWU3695
General data		
Device type	input/output	
Connection		
ASi/AUX connection	profile cable and piercing	
Periphery connection	6 x M8 cable sockets, straight, 4 poles	2 x M12 cable sockets, straight, 5 poles (inputs) + 2 x M8 cable sockets, straight, 3 poles (outputs)
M12 wiring ⁽¹⁾	-	
Round cable	I: 0,15 m, O: 0,50 m	I: 0,20 m O: 0,40 m
max. allowed tensile strain 10 N		

Active Distributors ASi, IP20/IP67



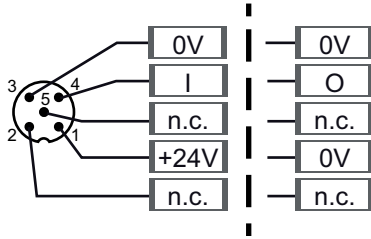
Article No.	BWU3577		BWU3695	
ASi				
Profile	S-7.A.7 (ID1=7 fixed)		S-7.A.E (ID1=7 default)	
Address	1 AB slave			
Required Master profile	≥M4		≥M3	
As of ASi specification	3		2.1	
Operating voltage	30 V (18 ... 31.6 V)			
Max. current consumption	245 mA			
Max. current consumption without sensor/ actuator supply	45 mA			
Input				
Number	4		2	
Power supply	out of ASi			
Power supply of attached sensors	up to +40 °C	200 mA, \sum (In/Out) ≤200 mA ⁽²⁾		
	at +55 °C	80 mA, \sum (In/Out) ≤80 mA ⁽²⁾		
	at +60 °C	60 mA, \sum (In/Out) ≤60 mA ⁽²⁾		
Switching threshold	U<5 V (low) U>15 V (high)			
Output				
Number	2			
Power supply	out of ASi			
Max. output current	up to +40 °C	200 mA, \sum (In/Out) ≤200 mA ⁽²⁾		
	at +55 °C	80 mA, \sum (In/Out) ≤80 mA ⁽²⁾		
	at +60 °C	60 mA, \sum (In/Out) ≤60 mA ⁽²⁾		
Display				
LED ASI/FLT (red/green)	green: ASi voltage on, slave online green/red: ASi voltage on, but slave offline green flashing/red: address 0 alternating green flashing/red flashing: peripheral fault ⁽³⁾ off: no ASi voltage			
LEDs I1 ... I4 (yellow)	state of inputs I1 ... I4		state of inputs I1 ... I2	
LED O1 ... O2 (yellow)	state of outputs O1, O2			
Environment				
Applied standards	EN 61000-6-2 EN 61000-6-3 EN 61131-2 EN 60529			
Operating altitude	max. 2000 m			
Ambient temperature	-30 °C ... +60 °C ⁽²⁾⁽⁴⁾⁽⁶⁾ (no condensation permitted)			
Storage temperature	-25 °C ... +85 °C			
Housing	plastic, for screw mounting, suitable for cable ducts (≥35 mm installation depth)			
Pollution degree	2			
Protection category	IP67 ⁽⁵⁾			
Maximum tolerable shock and vibration stress	≤15g, T≤11 ms 10 ... 55 Hz, 0,5 mm amplitude			
Insulation voltage	≥500 V			
Weight	100 g			
Dimensions (W / H / D) in mm	60 / 45 / 35			

Active Distributors ASI, IP20/IP67

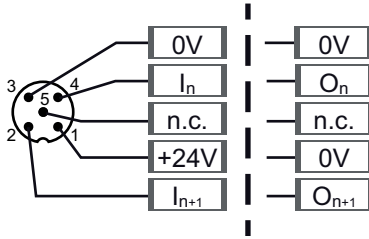


(1) **M12 wiring:** either as a single-wiring, Y-wiring or mixed-wiring.

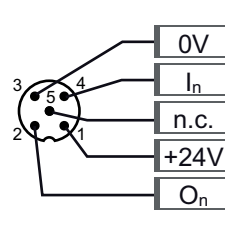
Single-wiring



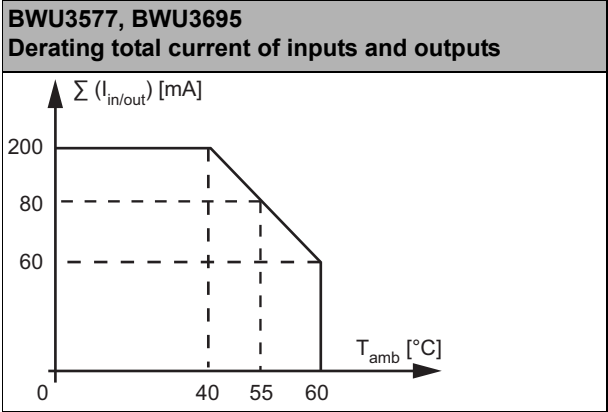
Y-wiring



Mixed-wiring



(2)



(3) see table "Peripheral fault indication"

(4) Down to -25 °C with flexibly mounted cable, -30 °C only with fixed mounted cable.

(5) Protection category IP67 can only be achieved, if also the cable connector fulfills IP67

Article No.	BWU3326	BW3500	BWU3606	BWU3639	BWU3400
General data					
Device type	input/output				
Connection					
ASi/AUX connection	profile cable and piercing				
Periphery connection	2 x round cable/ connecting wires	1 x round cable/ connecting wires	1 x M12 cable socket, angled, 8 poles	1 x M12 cable socket, straight, 8 poles	
M12 wiring ⁽¹⁾	-				
Round cable	1 m (including 0,30 m connecting wires)	5 m	2 m	0,3 m	1 m
max. allowed tensile strain 10 N					
ASi					
Profile	S-7.A.7 (ID1=7 fixed)		S-7.A.0 (ID1=7 default)	S-7.A.E (ID1=7 default)	
Address	1 AB slave				
Required Master profile	≥M4			≥M3	
As of ASi specification	3			2.1	
Operating voltage	30 V (18 ... 31.6 V)				
Max. current consumption	200 mA	165 mA	245 mA	165 mA	90 mA
Max. current consumption without sensor/ actuator supply	80 mA	45 mA	45 mA	45 mA	40 mA

Active Distributors ASi, IP20/IP67



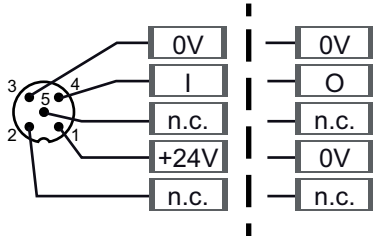
Article No.	BWU3326	BW3500	BWU3606	BWU3639	BWU3400
Input					
Number	4			1	2
Power supply	out of ASi				
Power supply of attached sensors	up to +40 °C	120 mA, $\sum (In/Out) \leq 120 \text{ mA}^{(2)}$	200 mA, $\sum (In/Out) \leq 200 \text{ mA}^{(6)}$	120 mA, $\sum (In/Out) \leq 120 \text{ mA}^{(2)}$	50 mA $\sum (In/Out) \leq 50 \text{ mA}$
	at +55 °C	80 mA, $\sum (In/Out) \leq 80 \text{ mA}^{(2)}$	80 mA, $\sum (In/Out) \leq 80 \text{ mA}^{(6)}$	80 mA, $\sum (In/Out) \leq 80 \text{ mA}^{(2)}$	
	at +60 °C	60 mA, $\sum (In/Out) \leq 60 \text{ mA}^{(2)}$	60 mA, $\sum (In/Out) \leq 60 \text{ mA}^{(6)}$	60 mA, $\sum (In/Out) \leq 60 \text{ mA}^{(2)}$	–
Switching threshold	U < 5 V (low) U > 15 V (high)				
Output					
Number	4			3	2
Power supply	out of ASi				
Max. output current	up to +40 °C	120 mA, $\sum (In/Out) \leq 120 \text{ mA}^{(2)}$	200 mA, $\sum (In/Out) \leq 200 \text{ mA}^{(6)}$	120 mA, $\sum (In/Out) \leq 120 \text{ mA}^{(2)}$	50 mA $\sum (In/Out) \leq 50 \text{ mA}$
	at +55 °C	80 mA, $\sum (In/Out) \leq 80 \text{ mA}^{(2) (6)}$			
	at +60 °C	60 mA, $\sum (In/Out) \leq 60 \text{ mA}^{(2) (6)}$			–
Display					
LED ASI/FLT (red/green)	green: ASi voltage on, slave online green/red: ASi voltage on, but slave offline green flashing/red: address 0 alternating green flashing/red flashing: peripheral fault ⁽³⁾ off: no ASi voltage				
LEDs I1 ... In (yellow)	state of inputs I1 ... I4			state of input I1	state of inputs I1, I2
LED O1 ... On (yellow)	state of outputs O1 ... O4			state of outputs O1 ... O3	state of outputs O1, O2
Environment					
Applied standards	EN 61000-6-2 EN 61000-6-3 EN 61131-2 EN 60529				
Operating altitude	max. 2000 m				
Ambient temperature	-30 °C ... +60 °C ^{(2) (4) (5)} (no condensation permitted)				-30 °C ... +55 °C ⁽⁴⁾ (no condensation permitted)
Storage temperature	-25 °C ... +85 °C				
Housing	plastic, for screw mounting, suitable for cable ducts ($\geq 35 \text{ mm}$ installation depth)				plastic, for screw mounting, suitable for cable ducts ($\geq 19 \text{ mm}$ installation depth)
Pollution degree	2				
Protection category	IP67 ⁽⁵⁾				
Maximum tolerable shock and vibration stress	$\leq 15g$, $T \leq 11 \text{ ms}$ 10 ... 55 Hz, 0,5 mm amplitude				
Insulation voltage	$\geq 500 \text{ V}$				
Weight	100 g				
Dimensions (W / H / D) in mm	60 / 45 / 35				60 / 45 / 19

Active Distributors ASi, IP20/IP67

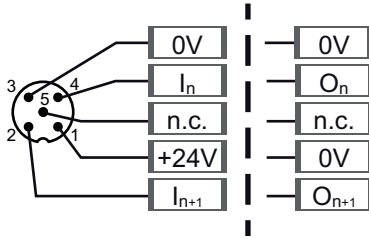


(1) **M12 wiring:** either as a single-wiring, Y-wiring or mixed-wiring.

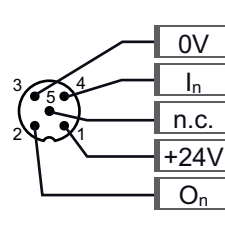
Single-wiring



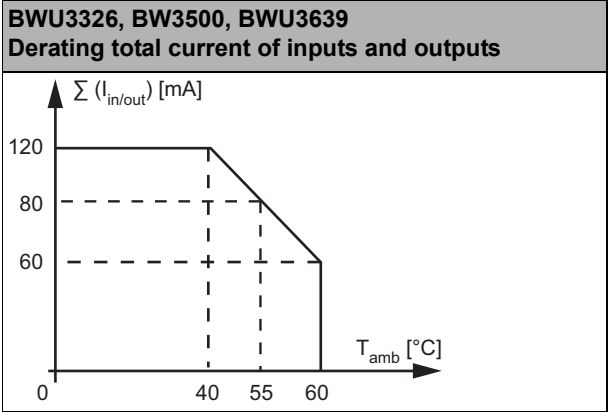
Y-wiring



Mixed-wiring



(2)

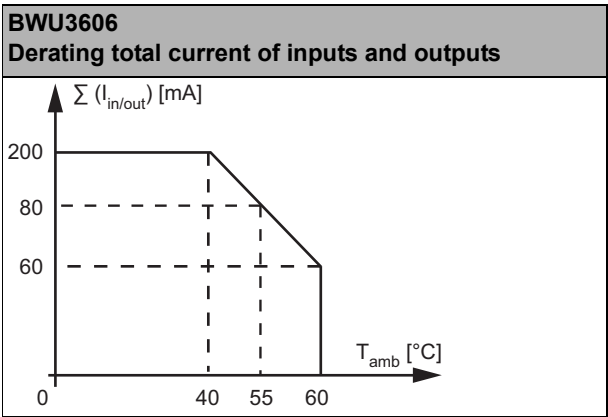


(3) see table "Peripheral fault indication"

(4) Down to -25 °C with flexibly mounted cable, -30 °C only with fixed mounted cable.

(5) Protection category IP67 can only be achieved, if also the cable connector fulfills IP67

(6)



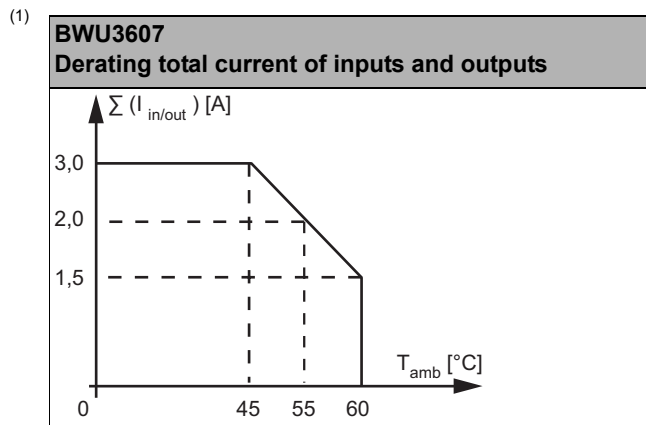
Article No.	BWU3607
General data	
Device type	input/output
Connection	
ASi/AUX connection	profile cable and piercing
Periphery connection	1 x round cable/connecting wires
Round cable	3 m (including 0,10 m connecting wires)
	max. allowed tensile strain 10 N

Active Distributors ASi, IP20/IP67



Article No.		BWU3607
ASi		
Profile	S-7.A.7 (ID1=7 fixed)	
Address	1 AB slave	
Required Master profile	≥M4	
As of ASi specification	3	
Operating voltage	30 V (18 ... 31.6 V)	
Max. current consumption	45 mA	
Max. current consumption without sensor/ actuator supply	45 mA	
AUX		
Operating voltage	24 V (18 ... 30 V _{DC})	
Max. current consumption	3 A	
Input		
Number	2	
Power supply	out of AUX	
Power supply of attached sensors	up to +45 °C	$\sum(\text{In/Out}) \leq 3 \text{ A}^{(1)}$
	at +55 °C	$\sum(\text{In/Out}) \leq 2 \text{ A}^{(1)}$
	at +60 °C	$\sum(\text{In/Out}) \leq 1,5 \text{ A}^{(1)}$
Switching threshold	U < 5 V (low) U > 15 V (high)	
Output		
Number	2	
Power supply	out of AUX	
Max. output current	up to +45 °C	1 A $\sum(\text{In/Out}) \leq 3 \text{ A}^{(1)}$
	at +55 °C	1 A $\sum(\text{In/Out}) \leq 2 \text{ A}^{(1)}$
	at +60 °C	1 A $\sum(\text{In/Out}) \leq 1,5 \text{ A}^{(1)}$
Display		
LED ASi/FLT (red/green)	green: ASi voltage on, slave online green/red: ASi voltage on, but slave offline green flashing/red: address 0 alternating green flashing/red flashing: peripheral fault ⁽²⁾ off: no ASi voltage	
LED AUX (green)	on: 24 V _{DC} AUX off: no 24 V _{DC} AUX	
LEDs I1 ... In (yellow)	state of inputs I1 ... I4	
LED O1 ... On (yellow)	state of outputs O1 ... O4	
Environment		
Applied standards	EN 61000-6-2 EN 61000-6-3 EN 61131-2 EN 60529	
Operating altitude	max. 2000 m	
Ambient temperature	-30 °C ... +60 °C (no condensation permitted)	
Storage temperature	-25 °C ... +85 °C	
Housing	plastic, for screw mounting, suitable for cable ducts (≥35 mm installation depth)	
Pollution degree	2	
Protection category	IP67 ⁽³⁾	
Maximum tolerable shock and vibration stress	≤15g, T≤11 ms, 10 ... 55 Hz, 0,5 mm amplitude	
Insulation voltage	≥500 V	
Weight	100 g	
Dimensions (W / H / D) in mm	60 / 45 / 35	

Active Distributors ASi, IP20/IP67



(2) see table "Peripheral fault indication"

(3) Protection category IP67 can only be achieved, if also the cable connector fulfills IP67.

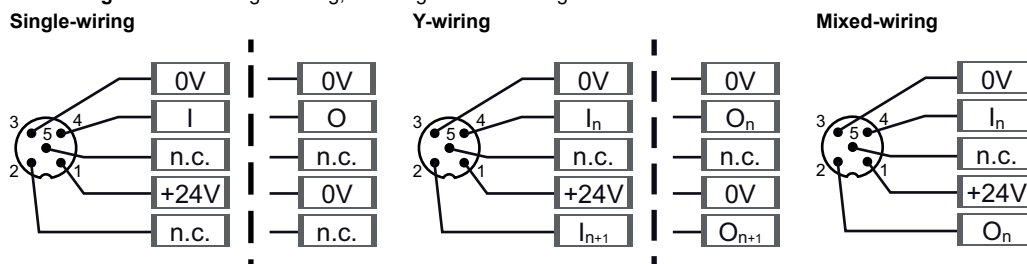
Article No.	BWU3342	BW3300	BWU3487	BWU4087
General data				
Device type	output			
Connection				
ASi/AUX connection	profile cable and piercing			
Periphery connection	8 x push in terminals; wire section flexible (wire end ferrule without plastic sleeve): min. 0,2 mm ² ; max. 0,5 mm ² /AWG20	1 x round cable/ connecting wires	1 x M12 cable socket, straight, 5 poles	
M12 wiring ⁽¹⁾	-			
Round cable	-	1 m	5 m	2 m
max. allowed tensile strain 10 N				
ASi				
Profile	S-7.A.7 (ID1=7 fixed)			
Address	1 AB slave			
Required Master profile	≥M4			
As of ASi specification	3.0			
Operating voltage	30 V (18 ... 31.6 V)			
Max. current consumption	35 mA			
Max. current consumption without sensor/ actuator supply	35 mA			
AUX				
Operating voltage	24 V (18 ... 30 V _{DC})			
Max. current consumption	1 A			
Output				
Number	4			
Power supply	out of AUX			
Max. output current	up to +50 °C	250 mA per output, Σ (Out) 1 A		
	at +60 °C			
	at +70 °C			

Active Distributors ASi, IP20/IP67



Article No.	BWU3342	BW3300	BWU3487	BWU4087
Display				
LED ASi/FLT (red/green)	green: ASi voltage on, slave online green/red: ASi voltage on, but slave offline green flashing/red: address 0 alternating green flashing/red flashing: peripheral fault ⁽²⁾ off: no ASi voltage			
LED AUX (green)	on: 24 V _{DC} AUX off: no 24 V _{DC} AUX			
LED O1 ...On (yellow)	state of outputs O1 ... O4			
Environment				
Applied standards	EN 61000-6-2 EN 61000-6-3 EN 61131-2 EN 60529			
Operating altitude	max. 2000 m			
Ambient temperature	-30 °C ... +70 °C (no condensation permitted)			
Storage temperature	-25 °C ... +85 °C			
Housing	plastic, for screw mounting, suitable for cable ducts (≥19 mm installation depth)			
Pollution degree	2			
Protection category	IP20			IP67 ⁽³⁾
Maximum tolerable shock and vibration stress	≤15g, T≤11 ms 10 ... 55 Hz, 0,5 mm amplitude			
Insulation voltage	≥ 500 V			
Weight	50 g			100 g
Dimensions (W / H / D) in mm	60 / 45 / 19			

⁽¹⁾ **M12 wiring:** either as a single-wiring, Y-wiring or mixed-wiring.



⁽²⁾ see table "Peripheral fault indication"

⁽³⁾ Protection category IP67 can only be achieved, if also the cable connector fulfills IP67

Article No.	BW3250	BWU3497	BWU3628	BWU3602
General data				
Device type	input/output			
Connection				
ASi/AUX connection	profile cable and piercing			
Periphery connection	2 x M12 cable sockets, angled, 5 poles	2 x M12 cable sockets, straight, 5 poles	inputs: 1 x M12 cable sockets, straight, 5 poles + outputs: 1 x round cable / connecting wire	2 x round cable / connecting wires
M12 wiring ⁽¹⁾	1 x Y wiring+ 1 x mixed wiring	Y wiring		-
Round cable	1 m	0,4 m	I: 0,4 m O: 1,5 m	1 m
allowed tensile strain 10 N				

Active Distributors ASi, IP20/IP67



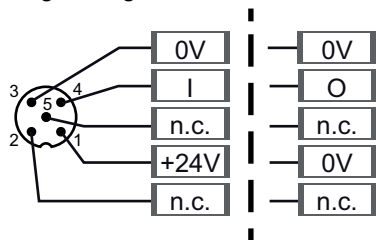
Article No.	BW3250	BWU3497	BWU3628	BWU3602
ASi				
Profile	S-7.A.E (ID1=7 default)			
Address	1 AB slave			
Required Master profile	≥M3			
As of ASi specification	2.1			
Operating voltage	30 V (18 ... 31.6 V)			
Max. current consumption	35 mA			
Max. current consumption without sensor/ actuator supply	35 mA			
AUX				
Operating voltage	24 V (18 ... 30 V _{DC})			
Max. current consumption	2 A	1 A		
Input				
Number	2			
Power supply	out of AUX			
Power supply of attached sensors	up to +50 °C	1 A ⁽²⁾	∑(In/Out) 1 A ⁽⁶⁾	
	at +60 °C			
	at +70 °C	0,5 A ⁽²⁾	∑(In/Out) 0,5 A ⁽⁶⁾	
Switching threshold	U<5 V (low) U>15 V (high)			
Output				
Number	1	2		
Power supply	out of AUX			
Max. output current	up to +50 °C	1 A ⁽³⁾	∑(In/Out) 1 A ⁽⁶⁾	
	at +60 °C			
	at +70 °C	0,5 A ⁽³⁾	∑(In/Out) 0,5 A ⁽⁶⁾	
Display				
LED ASI/FLT (red/green)	green: ASi voltage on, slave online green/red: ASi voltage on, but slave offline green flashing/red: address 0 alternating green flashing/red flashing: peripheral fault ⁽⁴⁾ off: no ASi voltage			
LED AUX (green)	on: 24 V _{DC} AUX off: no 24 V _{DC} AUX			
LEDs I1 ... In (yellow)	state of inputs I1, I2			
LED O1 ... On (yellow)	state of output O1	state of outputs O1, O2		
Environment				
Applied standards	EN 61000-6-2 EN 61000-6-3 EN 61131-2 EN 60529			
Operating altitude	max. 2000 m			
Ambient temperature	-30 °C ... +70 °C ⁽²⁾⁽³⁾⁽⁵⁾⁽⁶⁾ (no condensation permitted)			-30 °C ... +70 °C ⁽⁶⁾⁽⁵⁾
Storage temperature	-25 °C ... +85 °C			
Housing	plastic, for screw mounting, suitable for cable ducts (≥19 mm installation depth)			
Pollution degree	2			
Protection category	IP67			
Maximum tolerable shock and vibration stress	≤15g, T≤11 ms 10 ... 55 Hz, 0,5 mm amplitude			
Insulation voltage	≥ 500 V			
Weight	100 g			
Dimensions (W / H / D) in mm	60 / 45 / 19			

Active Distributors ASI, IP20/IP67

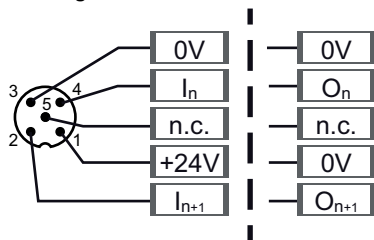


(1) **M12 wiring:** either as a single-wiring, Y-wiring or mixed-wiring.

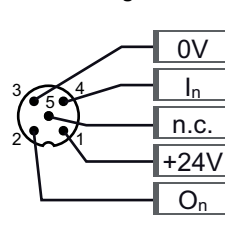
Single-wiring



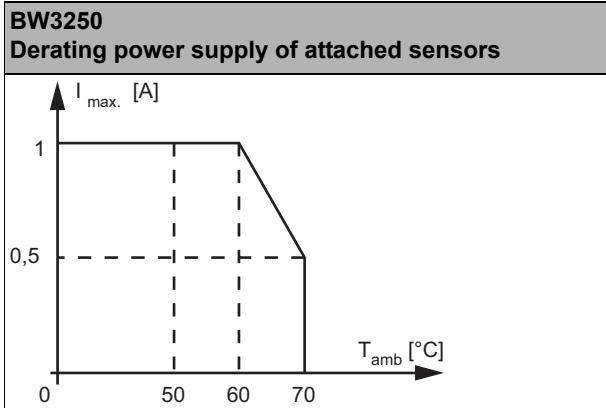
Y-wiring



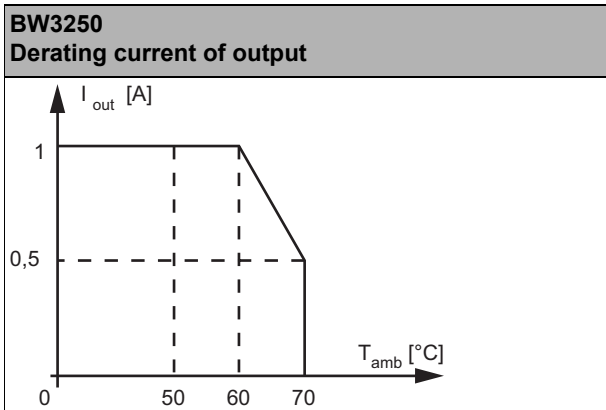
Mixed-wiring



(2)



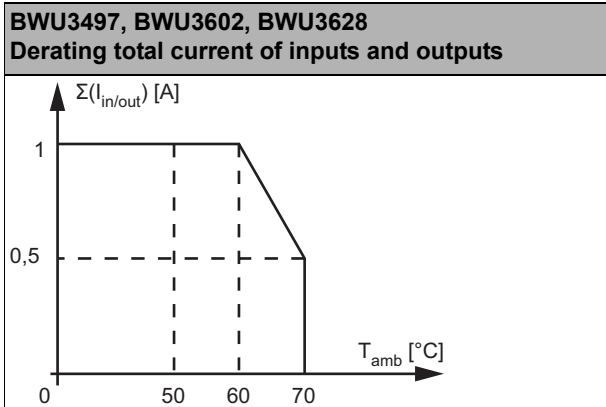
(3)



(4) **see table "Peripheral fault indication"**

(5) Down to -25 °C with flexibly mounted cable, -30 °C only with fixed mounted cable.

(6)



Active Distributors ASi, IP20/IP67



UL-specifications (UL61010) BW3250, BW3300, BWU3317, BWU3326, BWU3342, BWU3349, BWU3374, BW3377, BWU3400, BWU3414, BWU3487, BWU3497, BWU348, BW3500, BW3507, BWU3534, BWU3555, BWU3564, BWU3577, BWU3602, BWU3606, BWU3607, BWU3608, BWU3628, BWU3632, BWU3633, BWU3639, BWU3642, BWU3695, BWU3785	
External protection	An isolated source with a secondary open circuit voltage of $\leq 30 V_{DC}$ with a 3 A maximum over current protection. Over current protection is not required when a Class 2 source is employed.
In general	UL mark does not provide UL certification for any functional safety rating or aspects of the above devices.

Article no.	Peripheral fault indication		
	Overload sensor supply	Output short circuited	AUX voltage missing
BW3250	•	•	•
BW3300	–	•	•
BWU3317	•	–	•
BWU3326	•	–	–
BWU3342	–	•	•
BWU3349	•	–	•
BWU3374	•	–	–
BW3377	–	–	•
BWU3400	•	•	–
BWU3414	•	•	•
BWU3487	–	•	•
BWU3497	•	•	•
BWU3498	•	–	•
BW3500	•	–	–
BW3507	•	–	•
BWU3534	•	–	–
BWU3555	•	–	•
BWU3564	•	–	•
BWU3577	•	–	–
BWU3602	•	•	•
BWU3606	•	–	–
BWU3607	–	–	•
BWU3608	–	–	•
BWU3628	•	•	•
BWU3632	•	–	–
BWU3633	•	–	–
BWU3639	•	–	–
BWU3642	•	–	–
BWU3695	•	–	–
BWU3785	–	–	•
BWU4087	–	•	•

Active Distributors ASi, IP20/IP67



Programming	ASi bit assignment			
	D3	D2	D1	D0
	input			
BWU3534, BWU3639	I4	–	–	–
BW3250, BWU3400, BWU3497, BWU3564, BWU3602, BWU3607, BWU3628, BWU3642, BWU3695	–	–	I2	I1
BWU3414, BWU3785	–	I3	I2	I1
BWU3317, BWU3326, BWU3349, BWU3374, BW3377, BWU3498, BW3500, BW3507, BWU3555, BWU3577, BWU3606, BWU3608, BWU3632, BWU3633	I4	I3	I2	I1
	output			
BW3250, BWU3414	–	–	–	O1
BWU3400, BWU3497, BWU3577, BWU3602, BWU3607, BWU3628, BWU3695	–	–	O2	O1
BWU3639	–	O3	O2	O1
BW3300, BWU3317, BWU3326, BWU3342, BW3377, BWU3487, BW3500, BW3507, BWU3534, BWU3555, BWU3606, BWU3785	O4	O3	O2	O1

Programming	ASi bit assignment			
	parameter bit			
	P3	P2	P1	P0
BW3250, BWU3317, BW3377, BWU3414, BWU3497, BW3507, BWU3555, BWU3564, BWU3602, BWU3608, BWU3628, BWU3785	not used	0= on / 1= off (synchronous I/O mode)	0= off / 1= on (peripheral fault, if AUX missing)	0= off / 1= on (Watchdog)
BW3300, BWU3326, BWU3342, BWU3487, BW3500, BWU4087			not used	
BWU3374, BWU3400, BWU3534, BWU3577, BWU3606, BWU3607, BWU3633, BWU3639, BWU3695			0= on / 1= off (data input filter 128 µs)	
BWU3349, BWU3498			0= off / 1= on (peripheral fault)	
BWU3632, BWU3642			not used	

Active Distributors ASI, IP20/IP67



Pin assignment

Signal name	Explanation
Ix	digital input x
Ox	digital output x
24V _{ext out}	power supply, out of external voltage, positive pole (AUX, actuator supply)
0V _{ext out}	power supply, out of external voltage, negative pole (AUX, actuator supply)
24V _{out of ASi}	power supply, out of ASi, positive pole (sensor supply)
0V _{out of ASi}	power supply, out of ASi, negative pole (sensor supply)
ASi +, ASi -	connection to ASi bus
n.c. (not connected)	not connected

Connections: round cable/connecting wires												
Article no.	connec.	BN	WH	BU	BK	PK	GY	RD	GN	YE	OG	
BWU3374	X1	24 V out of ASi	I4	0 V _{out of ASi}	I3	-	-	-	-	-	-	
	X2	24 V out of ASi	I2	0 V _{out of ASi}	I1	-	-	-	-	-	-	
BW3300 / BWU3487	X1	O1	0 V _{1 ext.out}	O2	O3	0 V _{2 ext.out}	O4	-	-	-	-	
	X2	O1	0 V _{2 ext.out}	O2	O3	0 V _{3 ext.out}	O4	-	-	-	-	
BWU3317	X1	I1	I2	I3	I4	0 V _{1 out of ASi}	24 V out of ASi	-	-	-	-	
	X2	O1	0 V _{2 ext.out}	O2	O3	0 V _{3 ext.out}	O4	-	-	-	-	
BWU3326	X1	I1	I2	I3	I4	0 V _{1 out of ASi}	24 V out of ASi	-	-	-	-	
	X2	O1	0 V _{2 out of ASi}	O2	O3	0 V _{3 out of ASi}	O4	-	-	-	-	
BW3500 / BWU3606	X1	I1	I2	I3	I4	O4	O3	O1	O2	0 V out of ASi	24 V out of ASi	
	X2	24 V ext.out	I2	0 V ext.out	I1	-	-	-	-	-	-	
BWU3602	X1	24 V ext.out	I2	0 V ext.out	I1	-	-	-	-	-	-	
	X2	24 V ext.out	O2	0 V ext.out	O1	-	-	-	-	-	-	

Active Distributors ASi, IP20/IP67



Connections: round cable/connecting wires												
Article no.	connec.	BN	WH	BU	BK	PK	GY	RD	GN	YE	OG	
BWU3607	X1	24 V ext out	I1	0 V ext out	O1	I2	O2	-	-	-	-	
		<p>The reference potential of sensors/actors has to be connected with the reference potential of the active distributor (AUX).</p>										
BWU3608	X1	24 V ext out	-	0 V ext out	I2							
	X3	24 V ext out	-	0 V ext out	I1							
	X4	24 V ext out	-	0 V ext out	I3	-	-	-	-	-	-	
	M8 connection	Pin1	Pin2	Pin3	Pin4							
	X2	24 V ext out	n.c.	0 V ext out	I4							
BWU3628	X2	24 V ext out	O2	0 V ext out	O1	-	-	-	-	-	-	
	M12 connection	Pin1	Pin2	Pin3	Pin4	Pin5						
	X1	24 V ext out	I2	0 V ext out	I1	n.c.						

Connections: M8 cable sockets, straight, 4 poles						
Article no.	M8 connection	Pin1	Pin2	Pin3	Pin4	
BWU3555	X1	24V out of ASi	I4	0V out of ASi	I3	
	X2	n.c.	O4	0 V ext out	O3	
	X3	24V out of ASi	I2	0V out of ASi	I1	
	X4	n.c.	O2	0 V ext out	O1	
BWU3577	X1	24 V out of ASi	n.c.	0 V out of ASi	I3	
	X2	24 V out of ASi	n.c.	0 V out of ASi	I4	
	X3	24 V out of ASi	n.c.	0 V out of ASi	I1	
	X4	24 V out of ASi	n.c.	0 V out of ASi	I2	
	X5	n.c.	n.c.	0 V out of ASi	O1	
	X6	n.c.	n.c.	0 V out of ASi	O2	

Active Distributors ASI, IP20/IP67



Connections: M8, M12 cable sockets						
Article no.	M12 connection	Pin1	Pin2	Pin3	Pin4	Pin5
BW3695	X1	24V out of ASI	n.c.	0V out of ASI	I1	n.c.
	X3	24V out of ASI	n.c.	0V out of ASI	I2	n.c.
	M8 connection	Pin1	-	Pin3	Pin4	-
	X2	n.c.	-	0V out of ASI	O1	-
	X4	n.c.	-	0V out of ASI	O2	-

Connections: M12 cable sockets, straight, 5 poles						
Article no.	M12 connection	Pin1	Pin2	Pin3	Pin4	Pin5
BWU3633	X1	24V out of ASI	n.c.	0V out of ASI	I3	n.c.
	X2	24V out of ASI	n.c.	0V out of ASI	I4	n.c.
	X3	24V out of ASI	n.c.	0V out of ASI	I1	n.c.
	X4	24V out of ASI	n.c.	0V out of ASI	I2	n.c.

Connections: M12 cable sockets, straight/angled, 5 poles						
Article no.	M12 connection	Pin1	Pin2	Pin3	Pin4	Pin5
BW3250	X1	24 V _{ext out}	I2	0 V _{ext out}	I1	n.c.
	X2	24 V _{ext out}	O1	0 V _{ext out}	I1	n.c.
BW3507	X1	I1	I2	I3	I4	24 V out of ASI
	X2	O1	0 V ext out	O2	O3	O4
BWU3497	X1	24 V _{ext out}	I2	0 V _{ext out}	I1	n.c.
	X2	24 V _{ext out}	O2	0 V _{ext out}	O1	n.c.
BWU3785	X1	24 V out of AUX	I2	0 V _{ext out}	I1	I3
	X2	O2	O3	0 V _{ext out}	O1	O4

Active Distributors ASi, IP20/IP67



Connections: M12 cable sockets, straight/angled, 5 poles							
Article no.	M12 connection	Pin1	Pin2	Pin3	Pin4	Pin5	
BWU3498	X1	24 V ext out	I2	0 V ext out	I1	n.c.	
	X2	24 V ext out	I4	0 V ext out	I3	n.c.	
BWU3534	X1 (straight)	24 V out of ASi	O4	0 V out of ASi	I4	n.c.	
	X2 (angled)	O3	O1	0 V out of ASi	O2	n.c.	
BWU3642	X1	24 V out of ASi	I2	0 V out of ASi	I1	n.c.	
BWU3564	X1	24 V ext out	I2	0 V ext out	I1	n.c.	
BWU4087	X1	O2	O3	0 V ext out	O1	O4	
<p>The reference potential of sensors/actors has to be connected with the reference potential of the active distributor (AUX).</p>							
BWU3632	X1	24V out of ASi	n.c.	0V out of ASi	I2	n.c.	
	X2	24V out of ASi	n.c.	0V out of ASi	I4	n.c.	
	X3	24V out of ASi	n.c.	0V out of ASi	I1	n.c.	
	X4	24V out of ASi	n.c.	0V out of ASi	I3	n.c.	

Connections: M12 cable sockets, straight, 8 poles										
Article no.	M8 connection	Pin1 (---)	Pin2 (BN)	Pin3 (WH)	Pin4 (BK)	Pin5 (GY)	Pin6 (PK)	Pin7 (BU)	Pin8 (---)	
BWU3400	X1	n.c.	24 V out of ASi	0 V out of ASi	I1	I2	O1	O2	n.c.	

Active Distributors ASi, IP20/IP67

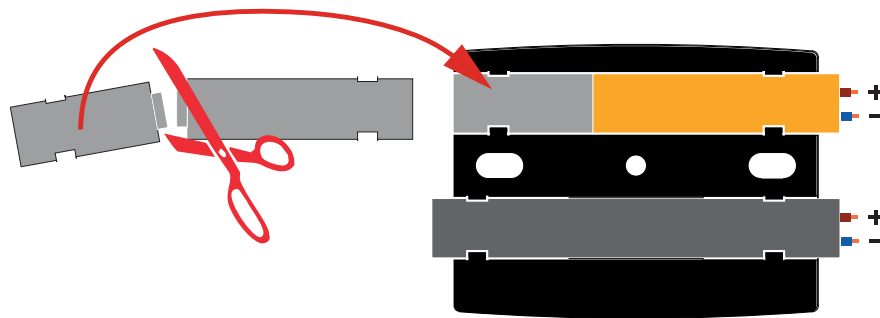
Connections: M12 cable sockets, straight/angled, 8 poles										
Article no.	connection	Pin1 (WH)	Pin2 (BN)	Pin3 (GN)	Pin4 (YE)	Pin5 (GY)	Pin6 (PK)	Pin7 (BU)	Pin8 (RD)	
BW3377	X1	I1	I2	I3	I4	O1	O2	O3	O4	
<p>The reference potential of sensors/actors has to be connected with the reference potential of the active distributor (AUX).</p>										
BWU3639	X1	I4	24 V out of ASi	O2	O1	n.c.	n.c.	0V	O3	

Connections: push in terminals									
Article no.	X1.1	X1.2	X1.3	X1.4	X1.5	X1.6	X1.7	X1.8	
BWU3349	I1	I2	I3	I4	24 V ₁ ext.out	0 V ₁ ext.out	24 V ₂ ext.out	0 V ₂ ext.out	
BWU3342	O1	0 V 1 ext.out	O2	0 V ₂ ext.out	O3	0 V ₃ ext.out	O4	0 V ₄ ext.out	
BWU3414	I1	I2	I3	O1	24 V ₁ ext.out	0 V ₁ ext.out	24 V ₂ ext.out	0 V ₂ ext.out	

Line termination with sealing profile



max. IP54



Accessories:

- Sealing profile IP67 (IDC plug), 60 mm (art. no. BW3282)
- ASi addressing cable with M12 connector, connecting cable for handheld ASi address programming devices for the addressing of active distributors (art. no. BW3304)
- ASi addressing cable with COMBICON connector, connecting cable for ASi Master/Gateways for the addressing of active distributors (art. no. BW3305)



SCATTERGOOD & JOHNSON LTD

ELECTRICAL ENGINEERING & FLUID CONTROL DISTRIBUTORS

Est.1899

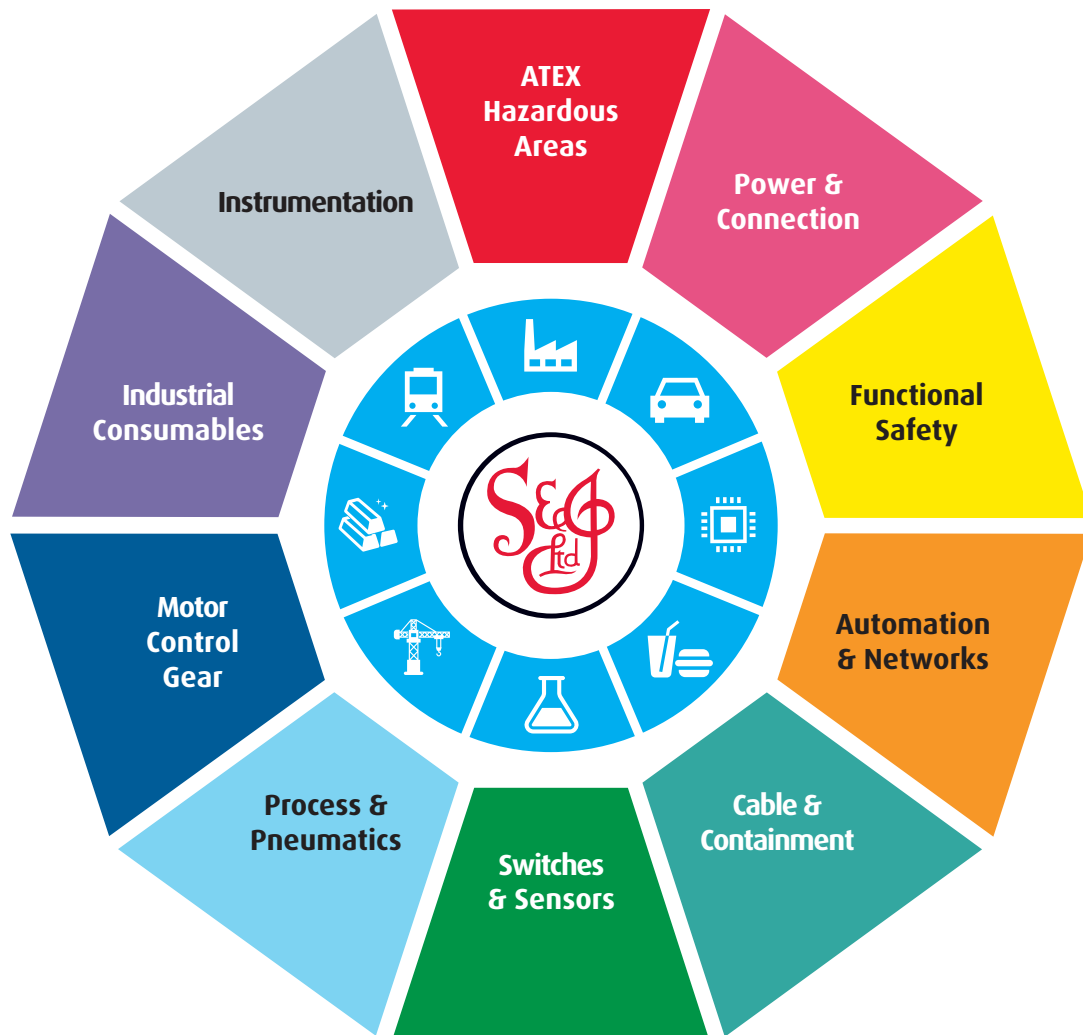
At Scattergood & Johnson Ltd, we pride ourselves on being a technical distributor to specialist industries.

Working with a range of quality product suppliers across a number of specialist markets, we are not your average 'box shifter' - we are your technical and supply chain partner.

We fully support every product we sell - for free! Our internal team and external sales engineers can answer any product or application question, no matter the complexity.

Backing up this technical ability is a range of 50,000+ products available from stock for nationwide next day delivery (same day if required!), or you can collect what you need from any of our trade counters around the UK.

Select your specialist interest below to learn more about how we can help.



Online, In Branch and On the Road - Scattergood & Johnson Ltd, there when you need us.

www.scatts.co.uk