DOWNLOADED FROM WWW.SCATTS.CO.UK

Active Distributors ASi, IP20/IP67

Bihl + Wiedemann

2 x connectors for profile cable

Periphery connection

- via connecting wires
- M8 cable sockets
- M12 cable sockets
- 8 x push in terminals



(Figure similar)

Figure	Type	Inputs digital	Outputs digital	Input voltage (sensor supply) (1)	Output voltage (actuator supply) (2)	ASi connection (3)	Connection (4)	ASi address (5)	Special function	Art. no.
	IP67, depth 35 mm	4	2 x electronic	out of ASi	out of ASi	ASi profile cable	6 x M8 cable sockets, straight, 4 poles	1 AB slave	to control valves Festo CPE14 / VUVG-L14 via ASi	**BWU3577**
	IP67, depth 35 mm	4	4 x electronic	out of ASi	out of AUX	ASi profile cable	4 x M8 cable sockets, straight, 4 poles	1 AB slave	–	**BWU3555**
	IP67, depth 35 mm	2	2 x electronic	out of ASi	out of ASi	ASi profile cable	2 x M12 cable sockets, straight, 5 poles + 2 x M8 cable sockets, straight, 3 poles	1 AB slave	–	**BWU3695**
	IP67, depth 35 mm	4	–	out of ASi	–	ASi profile cable	4 x M12 cable sockets, straight, 5 poles	1 AB slave	–	**BWU3632**
	IP67, depth 35 mm	4	–	out of ASi	–	ASi profile cable	4 x M12 cable sockets, straight, 5 poles	1 AB slave	–	**BWU3633**
	IP67, depth 35 mm	4	–	out of AUX	–	ASi profile cable	3 x round cable/ connecting wires + 1 x M8 cable socket, straight, 4 poles	1 AB slave	–	**BWU3608**
	IP67, depth 35 mm	4	4 x electronic	out of ASi	out of AUX	ASi profile cable	2 x round cable/ connecting wires	1 AB slave	–	**BWU3317**
	IP67, depth 35 mm	4	4 x electronic	out of ASi	out of AUX	ASi profile cable	2 x M12 cable sockets, straight, 5 poles	1 AB slave	–	**BW3507**
	IP67, depth 35 mm	4	4 x electronic	out of ASi	out of ASi	ASi profile cable	2 x round cable/ connecting wires	1 AB slave	–	**BWU3326**
	IP67, depth 35 mm	3	4 x electronic	out of AUX	out of AUX	ASi profile cable	2 x M12 cable sockets, straight, 5 poles	1 AB slave	to connect K50Pro Banner Stacklight to ASi	**BWU3785**
	IP67, depth 35 mm	4	–	out of ASi	–	ASi profile cable	2 x round cable/ connecting wires	1 AB slave	–	**BWU3374**
	IP67, depth 35 mm	1	4 x electronic	out of ASi	out of ASi	ASi profile cable	1 x M12 cable sockets, straight, 5 poles + 1 x M12 cable sockets, angled, 5 poles	1 AB slave	to connect Banner K50 Series EZ-Light, Type K50L...PQ + Wenglor Light Curtains Pick-to-Light	**BWU3534**
	IP67, depth 35 mm	4	4 x electronic	out of ASi	out of ASi	ASi profile cable	1 x round cable/ connecting wires	1 AB slave	–	**BW3500**
	IP67, depth 35 mm	4	4 x electronic	out of ASi	out of ASi	ASi profile cable	1 x round cable/ connecting wires	1 AB slave	to connect Stack-Light Banner TL50GYRAQ + audible alarm (180 mA) to ASi	**BWU3606**
	IP67, depth 35 mm	4	4 x electronic	out of AUX	out of AUX	ASi profile cable	1 x M12 cable socket, straight, 8 poles	1 AB slave	to connect Euchner MGB to ASi	**BW3377**
	IP67, depth 35 mm	2	2 x electronic	out of AUX	out of AUX	ASi profile cable	1 x round cable/ connecting wires	1 AB slave	to control Linak LA12 drives	**BWU3607**

DOWNLOADED FROM WWW.SCATTS.CO.UK

DOWNLOADED FROM WWW.SCATTS.CO.UK

Active Distributors ASi, IP20/IP67

Bihl + Wiedemann

Figure	Type	Inputs digital	Outputs digital	Input voltage (sensor supply) (1)	Output voltage (actuator supply) (2)	ASi connection (3)	Connection (4)	ASi address (5)	Special function	Art. no.
	IP67, depth 35 mm	1	3 x electronic	out of ASi	out of ASi	ASi profile cable	1 x M12 cable socket, angled, 8 poles	1 AB slave	to connect Banner K50 Series EZ-LIGHT, Typ K50AP***F2Q to ASi	**BWU3639**
	IP67, depth 19 mm	4	–	out of AUX	–	ASi profile cable	2 x M12-cable sockets, straight, 5 poles	1 AB slave	–	**BWU3498**
	IP67, depth 19 mm	2	2 x electronic	out of AUX	out of AUX	ASi profile cable	1 x M12 cable sockets, straight, 5 poles + 1 x round cable/ connecting wires	1 AB slave	–	**BWU3628**
	IP67, depth 19 mm	2	2 x electronic	out of AUX	out of AUX	ASi profile cable	2 x M12 cable sockets, straight, 5 poles	1 AB slave	–	**BWU3497**
	IP67, depth 19 mm	2	2 x electronic	out of AUX	out of AUX	ASi profile cable	2 x round cables/ connecting wires	1 AB slave	–	**BWU3602**
	IP67, depth 19 mm	2	1 x electronic	out of AUX	out of AUX	ASi profile cable	2 x M12 cable sockets, angled, 5 poles:	1 AB slave	–	**BW3250**
	IP67, depth 19 mm	2	2 x electronic	out of ASi	out of ASi	ASi profile cable	1 x M12 cable socket, straight, 8 poles	1 AB slave	–	**BWU3400**
	IP67, depth 19 mm	2	–	out of ASi	–	ASi profile cable	1 x M12 cable socket, angled, 5 poles	1 AB slave	–	**BWU3642**
	IP67, depth 19 mm	2	–	out of AUX	–	ASi profile cable	1 x M12 cable socket, angled, 5 poles	1 AB slave	–	**BWU3564**
	IP67, depth 19 mm	–	4 x electronic	–	out of AUX	ASi profile cable	1 x round cable/ connecting wires	1 AB slave	–	**BW3300**
	IP67, depth 19 mm	–	4 x electronic	–	out of AUX	ASi profile cable	1 x round cable/ connecting wires	1 AB slave	–	**BWU3487**
	IP67, depth 19 mm	-	4 x electronic	–	out of AUX	ASi profile cable	1 x M12 cable socket, straight, 5-poles	1 AB slave	to connect general-purpose display Banner K50 Pro to ASi	**BWU4087**
	IP67, depth 19 mm	4	–	out of AUX	–	ASi profile cable	8 x push in terminals	1 AB slave	–	**BWU3349**
	IP67, depth 19 mm	3	1 x electronic	out of AUX	out of AUX	ASi profile cable	8 x push in terminals	1 AB slave	–	**BWU3414**
	IP67, depth 19 mm	–	4 x electronic	–	out of AUX	ASi profile cable	8 x push in terminals	1 AB slave	–	**BWU3342**

(1) I**nput voltage (sensor supply):** inputs are supplied by ASi or by AUX (auxiliary 24 V power). If supplied by ASi, inputs shall not be connected to earth or to external potential.

(2) **Output voltage (actuator supply):** outputs are supplied by ASi or by AUX (auxiliary 24 V power). If supplied by ASi, outputs shall not be connected to earth or to external potential

(3) **ASi connection:** the connection to ASi as well to AUX (auxiliary 24 V power) is made via yellow resp. black ASi profile cable with piercing technology or via M12 socket (in IP20 via clamps).

(4) **Connection**: further connection options are available on request.

M12 cable socket, angled	M12 cable socket, straight	M8 cable socket, straight	round cable / connecting wires	Push in terminals
PUR line: oil resistant				
				

(5) **ASi address:** 1 AB slave (max. 62 AB slaves/ASi network), 2 AB slaves (max. 31 modules with 2 AB slaves), Single Slaves (max. 31 Single Slaves/ASi network), mixed use allowed.
For modules with two slaves the second slave is turned off as long as the first slave is addressed to address "0".
Upon request, slaves are available with specific ASi Slave profiles.

DOWNLOADED FROM WWW.SCATTS.CO.UK

DOWNLOADED FROM WWW.SCATTS.CO.UK

Active Distributors ASi, IP20/IP67

Article No.	BWU3374	BWU3632	BWU3633	BWU3608	BWU3349
General data					
Device type	input				
Connection					
ASi/AUX connection	profile cable and piercing				
Periphery connection	2 x round cable/connecting wires	4 x M12 cable sockets, straight, 5 poles		3 x round cable/connecting wires + 1 x M8 cable socket, straight, 4 poles	8 x push in terminals; wire section flexible (wire end ferrule without plastic sleeve): min. 0,2 mm^2; max. 0,5 mm^2/AWG20
M12 wiring (1)	–	single wiring		–	
Round cable	0,5 m	0,3 m	2 m	1 m	–
	max. allowed tensile strain 10 N				
ASi					
Profile	S-0.A.E (ID1=7 fixed)		S-0.A.E (ID1=7 default)	S-7.A.7 (ID1=7 fixed)	S-0.A.E (ID1=7 default)
Address	1 AB slave				
Required Master profile	≥M3		≥M4		≥M3
As of ASi specification	2.1		3.0		2.1
Operating voltage	30 V (18 … 31.6 V)				
Max. current consumption	165 mA			45 mA	35 mA
Max. current consumption without sensor/ actuator supply	45 mA			45 mA	35 mA
AUX					
Operating voltage	–			24 V (18 … 30 V_{DC})	
Max. current consumption	–			1 A	
Input					
Number	4				
Power supply	out of ASi			out of AUX	
Power supply of attached sensors, up to +40 °C	120 mA (2)			1 A	
Power supply of attached sensors, at +55 °C	80 mA (2)				
Power supply of attached sensors, at +60 °C	60 mA (2)				
Switching threshold	U<5 V (low) U>15 V (high)				
Display					
LED ASI/FLT (red/green)	green: ASi voltage on, slave online green/red: ASi voltage on, but slave offline green flashing/red: address 0 alternating green flashing/red flashing: peripheral fault (3) off: no ASi voltage				
LED AUX (green)	–			on: 24 V_{DC} AUX off: no 24 V_{DC} AUX	
LEDs I1 ... In (yellow)	state of inputs I1 ... I4				

DOWNLOADED FROM WWW.SCATTS.CO.UK

DOWNLOADED FROM WWW.SCATTS.CO.UK

Active Distributors ASi, IP20/IP67

Article No.	BWU3374	BWU3632	BWU3633	BWU3608	BWU3349
Environment					
Applied standards	EN 61000-6-2 EN 61000-6-3 EN 61131-2 EN 60529				
Operating altitude	max. 2000 m				
Ambient temperature	-30 °C … +60 °C (2) (4)			-30 °C … +60 °C (no condensation permitted)	
Storage temperature	-25 °C … +85 °C				
Housing	plastic, for screw mounting, suitable for cable ducts (≥35 mm installation depth)				plastic, for screw mounting, suitable for cable ducts (≥19 mm installation depth)
Pollution degree	2				
Protection category	IP67 (5)				IP20
Maximum tolerable shock and vibration stress	≤15*g*, T≤11 ms 10 ... 55 Hz, 0,5 mm amplitude				
Insulation voltage	≥500 V				
Weight	100 g				50 g
Dimensions (W / H / D) in mm	60 / 45 / 35				60 / 45 / 19

(1) **M12 wiring:** either as a single–wiring, Y–wiring or mixed-wiring.

Single-wiring **Y-wiring** **Mixed-wiring**

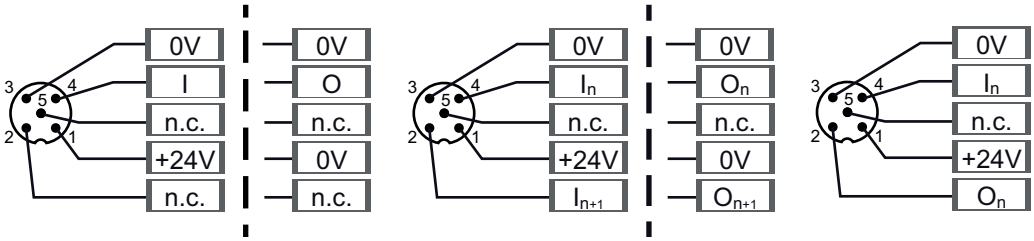

(2)

BWU3374, BWU3632, BWU3633
Derating power supply of attached sensors

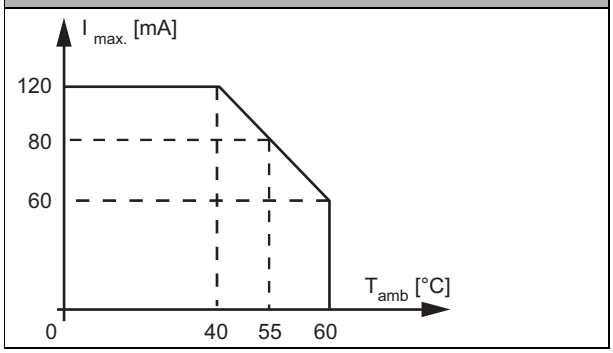

(3) **see table "Peripheral fault indication"**

(4) Down to -25 °C with flexibly mounted cable, -30 °C only with fixed mounted cable.

(5) Protection category IP67 can only be achieved, if also the cable connector fulfills IP67

DOWNLOADED FROM WWW.SCATTS.CO.UK

DOWNLOADED FROM WWW.SCATTS.CO.UK

Active Distributors ASi, IP20/IP67

Article No.	BWU3642	BWU3564	BWU3498
General data			
Device type	input		
Connection			
ASi/AUX connection	profile cable and piercing		
Periphery connection	1 x M12 cable socket, angled, 5 poles		2 x M12 cable sockets, straight, 5 poles
M12 wiring (1)	Y wiring		
Round cable	1 m		0,4 m
	max. allowed tensile strain 10 N		
ASi			
Profile	S-7.A.E (ID1=7 default)		
Address	1 AB slave		
Required Master profile	≥M3		
As of ASi specification	2.1		
Operating voltage	30 V (18 … 31.6 V)		
Max. current consumption	90 mA	35 mA	
Max. current consumption without sensor/ actuator supply	40 mA	35 mA	
AUX			
Operating voltage	–	24 V (18 … 30 V_{DC})	
Max. current consumption	–	1 A	
Input			
Number	2		4
Power supply	out of ASi	out of AUX	
Power supply of attached sensors, up to +50 °C	50 mA (up to +55 °C)	1 A (4)	1 A
Power supply of attached sensors, at +60 °C	–		
Power supply of attached sensors, at +70 °C		0,5 A (4)	
Switching threshold	U<5 V (low) U>15 V (high)		
Display			
LED ASI/FLT (red/green)	green: ASi voltage on, slave online green/red: ASi voltage on, but slave offline green flashing/red: address 0 alternating green flashing/red flashing: peripheral fault (2) off: no ASi voltage		
LED AUX (green)	–	on: 24 V_{DC} AUX off: no 24 V_{DC} AUX	
LEDs I1 ... In (yellow)	state of inputs I1, I2		state of inputs I1 ... I4

DOWNLOADED FROM WWW.SCATTS.CO.UK

DOWNLOADED FROM WWW.SCATTS.CO.UK

Article No.	BWU3642	BWU3564	BWU3498
Environment			
Applied standards	EN 61000-6-2 EN 61000-6-3 EN 61131-2 EN 60529		
Operating altitude	max. 2000 m		
Ambient temperature	-30 °C … +55 °C (3) (no condensation permitted)	-30 °C … +70 °C (3) (4) (no condensation permitted)	-30 °C … +70 °C (3)
Storage temperature	-25 °C … +85 °C		
Housing	plastic, for screw mounting, suitable for cable ducts (≥19 mm installation depth)		
Pollution degree	2		
Protection category	IP67		
Maximum tolerable shock and vibration stress	≤15*g*, T≤11 ms 10 ... 55 Hz, 0,5 mm amplitude		
Insulation voltage	≥ 500 V		
Weight	100 g		
Dimensions (W / H / D) in mm	60 / 45 / 19		

(1) **M12 wiring:** either as a single–wiring, Y–wiring or mixed-wiring.

Single-wiring

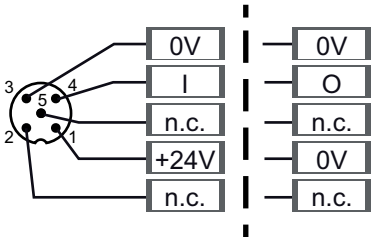

Y-wiring

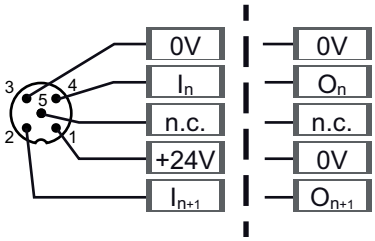

Mixed-wiring

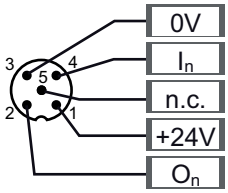

(2) **see table "Peripheral fault indication"**

(3) Down to -25 °C with flexibly mounted cable, -30 °C only with fixed mounted cable.

(4)

BWU3564
Derating power supply of attached sensors

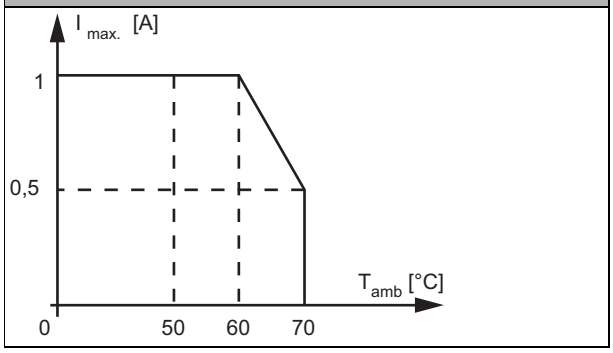

DOWNLOADED FROM WWW.SCATTS.CO.UK

DOWNLOADED FROM WWW.SCATTS.CO.UK

Active Distributors ASi, IP20/IP67

Article No.		BWU3555	BW3507	BWU3317	BWU3785	BW3377
General data						
Device type		Input/output				
Connection						
ASi/AUX connection		profile cable and piercing				
Periphery connection		4 x M8 cable sockets, straight, 4 poles	2 x M12-cable sockets, straight, 5 poles	2 x round cable/ connecting wires	2 x M12-cable sockets, straight, 5 poles	1 x M12 cable socket, straight, 8 poles
M12 wiring (1)		Y wiring	–			
Round cable		0,2 m	1 m	1 m (including 0,30 m connecting wires)	X1: 0,25 m, X2: 2 m	1 m
		max. allowed tensile strain 10 N				
ASi						
Profile		S-7.A.7 (ID1=7 fixed)				
Address		1 AB slave				
Required Master profile		≥M4				
As of ASi specification		3				
Operating voltage		30 V (18 … 31.6 V)				
Max. current consumption		165 mA		180 mA	165 mA	45 mA
Max. current consumption without sensor/ actuator supply		45 mA		60 mA	45 mA	
AUX						
Operating voltage		24 V (18 … 30 V_{DC})				
Max. current consumption		3 A				
Input						
Number		4			3	4
Power supply		out of ASi			out of AUX	
Power supply of attached sensors	up to +40 °C	120 mA (2)			–	
	at +55 °C	80 mA (2)				
	at +60 °C	60 mA (2)				
Switching threshold		U<5 V (low) U>15 V (high)				
Output						
Number		4				
Power supply		out of AUX				
Max. output current	up to +40 °C	1 A per output, ∑ (Out) ≤3 A (3)				
	at +55 °C	1 A per output, ∑ (Out) ≤2 A (3)				
	at +60 °C	1 A per output, ∑ (Out) ≤1,5 A (3)				
Display						
LED ASI/FLT (red/green)		green: ASi voltage on, slave online green/red: ASi voltage on, but slave offline green flashing/red: address 0 alternating green flashing/red flashing: peripheral fault (4) off: no ASi voltage				
LED AUX (green)		on: 24 V_{DC} AUX off: no 24 V_{DC} AUX				
LEDs I1 ... In (yellow)		state of inputs I1 ... I4			state of inputs I1 ... I3	state of inputs I1 ... I4
LED O1 ...On (yellow)		state of outputs O1 ... O4				

DOWNLOADED FROM WWW.SCATTS.CO.UK

DOWNLOADED FROM WWW.SCATTS.CO.UK

Article No.	BWU3555	BW3507	BWU3317	BWU3785	BW3377
Environment					
Applied standards	EN 61000-6-2 EN 61000-6-3 EN 61131-2 EN 60529				
Operating altitude	max. 2000 m				
Ambient temperature	-30 °C … +60 °C (2) (3) (5)	-30 °C … +60 °C (2) (3) (5) (no condensation permitted)			
Storage temperature	-25 °C … +85 °C				
Housing	plastic, for screw mounting, suitable for cable ducts (≥35 mm installation depth)				
Pollution degree	2				
Protection category	IP67		IP67 (6)	IP67	
Maximum tolerable shock and vibration stress	≤15*g*, T≤11 ms 10 ... 55 Hz, 0,5 mm amplitude				
Insulation voltage	≥500 V				
Weight	100 g				
Dimensions (W / H / D) in mm	60 / 45 / 35				

(1) **M12 wiring:** either as a single–wiring, Y–wiring or mixed-wiring.

Single-wiring **Y-wiring** **Mixed-wiring**

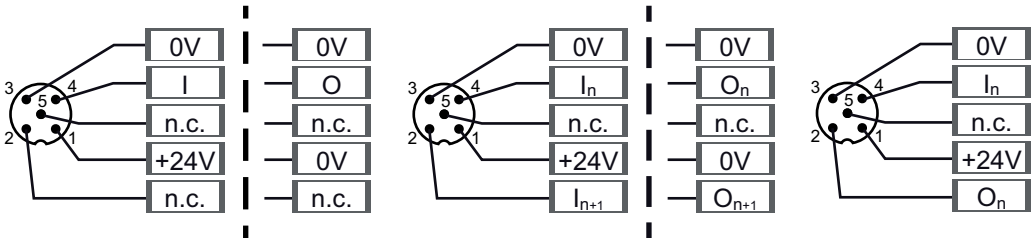

(2)

BWU3317, BW3507, BWU3555
Derating power supply of attached sensors

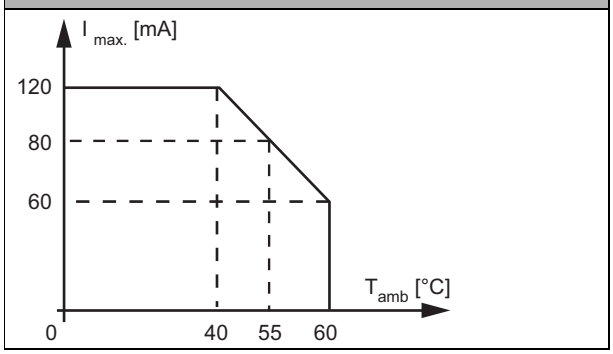

(3)

BWU3317, BW3507, BWU3555, BWU3785
Derating total current of outputs

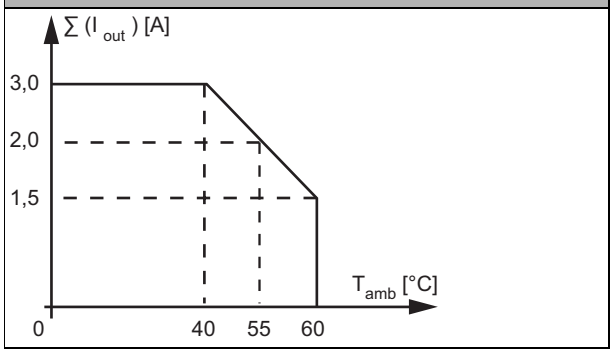

(4) **see table "Peripheral fault indication"**

(5) Down to -25 °C with flexibly mounted cable, -30 °C only with fixed mounted cable.

DOWNLOADED FROM WWW.SCATTS.CO.UK

DOWNLOADED FROM WWW.SCATTS.CO.UK

(6) Protection category IP67 can only be achieved, if also the cable connector fulfills IP67

Article No.		BWU3534	BWU3414
General data			
Device type		Input/output	
Connection			
ASi/AUX connection		profile cable and piercing	
Periphery connection		1 x M12 cable socket, straight, 5 poles + 1 x M12 cable socket, angled, 5 poles	8 x push in terminals; wire section flexible (wire end ferrule without plastic sleeve): min. 0,2 mm^2; max. 0,5 mm^2/ AWG20
M12 wiring (1)		–	
Round cable		0,3 m	–
		max. allowed tensile strain 10 N	
ASi			
Profile		S-7.A.7 (ID1=7 fixed)	S-7.A.E (ID1=7 default)
Address		1 AB slave	
Required Master profile		≥M4	≥M3
As of ASi specification		3	2.1
Operating voltage		30 V (18 … 31.6 V)	
Max. current consumption		165 mA	35 mA
Max. current consumption without sensor/ actuator supply		45 mA	35 mA
AUX			
Operating voltage		–	24 V (18 … 30 V_{DC})
Max. current consumption		–	1 A
Input			
Number		1	3
Power supply		out of ASi	out of AUX
Power supply of attached sensors	up to +40 °C	120 mA, ∑ (In/Out) ≤120 mA (2)	∑ (In/Out) 1 A
	at +55 °C	80 mA, ∑ (In/Out) ≤80 mA (2)	
	at +60 °C	60 mA, ∑ (In/Out) ≤60 mA (2)	
Switching threshold		U<5 V (low) U>15 V (high)	
Output			
Number		4	1
Power supply		aus ASi	out of AUX
Max. output current	up to +40 °C	120 mA, ∑ (In/Out) ≤120 mA (2)	250 mA per output ∑ (In/Out) 1 A
	at +55 °C	80 mA, ∑ (In/Out) ≤80 mA (2)	
	at +60 °C	60 mA, ∑ (In/Out) ≤60 mA (2)	
Display			
LED ASI/FLT (red/green)		green: ASi voltage on, slave online green/red: ASi voltage on, but slave offline green flashing/red: address 0 alternating green flashing/red flashing: peripheral fault (3) off: no ASi voltage	
LED AUX (green)		–	on: 24 V_{DC} AUX off: no 24 V_{DC} AUX
LEDs I1 ... In (yellow)		state of input I1	state of inputs I1 ... I3
LED O1 ...On (yellow)		state of outputs O1 ... O4	state of output O1

DOWNLOADED FROM WWW.SCATTS.CO.UK

DOWNLOADED FROM WWW.SCATTS.CO.UK

Article No.	BWU3534	BWU3414
Environment		
Applied standards	EN 61000-6-2 EN 61000-6-3 EN 61131-2 EN 60529	
Operating altitude	max. 2000 m	
Ambient temperature	-30 °C … +60 °C (2) (3) (5) (no condensation permitted)	
Storage temperature	-25 °C … +85 °C	
Housing	plastic, for screw mounting, suitable for cable ducts (≥35 mm installation depth)	
Pollution degree	2	
Protection category	IP67	IP20
Maximum tolerable shock and vibration stress	≤15*g*, T≤11 ms 10 ... 55 Hz, 0,5 mm amplitude	
Insulation voltage	≥500 V	
Weight	100 g	50 g
Dimensions (W / H / D) in mm	60 / 45 / 35	60 / 45 / 19

(1) **M12 wiring:** either as a single–wiring, Y–wiring or mixed-wiring.

Single-wiring **Y-wiring** **Mixed-wiring**

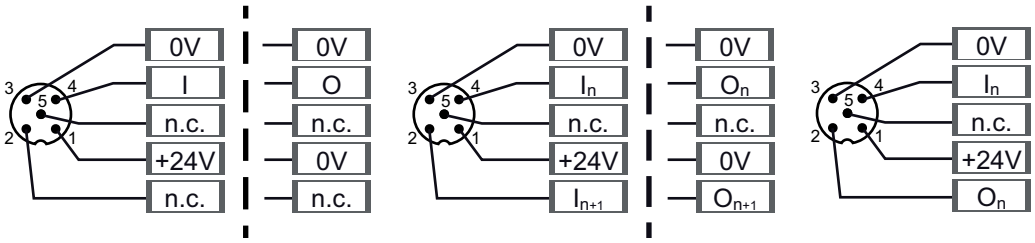

(2)

BWU3534
Derating total current of inputs and outputs

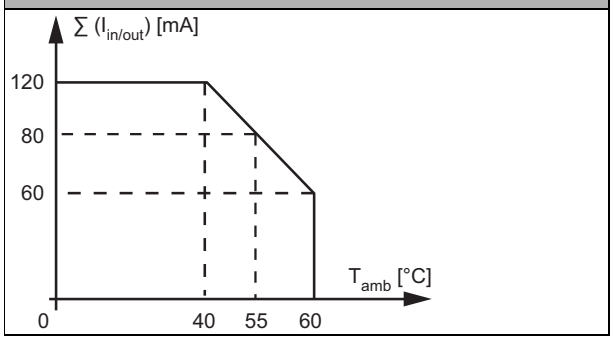

(3) **see table "Peripheral fault indication"**

Article No.	BWU3577	BWU3695
General data		
Device type	input/output	
Connection		
ASi/AUX connection	profile cable and piercing	
Periphery connection	6 x M8 cable sockets, straight,4 poles	2 x M12 cable sockets, straight, 5 poles (inputs) + 2 x M8 cable sockets, straight, 3 poles (outputs)
M12 wiring (1)	–	
Round cable	I: 0,15 m, O: 0,50 m	I: 0,20 m O: 0,40 m
	max. allowed tensile strain 10 N	

DOWNLOADED FROM WWW.SCATTS.CO.UK

DOWNLOADED FROM WWW.SCATTS.CO.UK

Active Distributors ASi, IP20/IP67

Article No.		BWU3577	BWU3695
ASi			
Profile		S-7.A.7 (ID1=7 fixed)	S-7.A.E (ID1=7 default)
Address		1 AB slave	
Required Master profile		≥M4	≥M3
As of ASi specification		3	2.1
Operating voltage		30 V (18 … 31.6 V)	
Max. current consumption		245 mA	
Max. current consumption without sensor/ actuator supply		45 mA	
Input			
Number		4	2
Power supply		out of ASi	
Power supply of attached sensors	up to +40 °C	200 mA, ∑ (In/Out) ≤200 mA (2)	
	at +55 °C	80 mA, ∑ (In/Out) ≤80 mA (2)	
	at +60 °C	60 mA, ∑ (In/Out) ≤60 mA (2)	
Switching threshold		U<5 V (low) U>15 V (high)	
Output			
Number		2	
Power supply		out of ASi	
Max. output current	up to +40 °C	200 mA, ∑ (In/Out) ≤200 mA (2)	
	at +55 °C	80 mA, ∑ (In/Out) ≤80 mA (2)	
	at +60 °C	60 mA, ∑ (In/Out) ≤60 mA (2)	
Display			
LED ASI/FLT (red/green)		green: ASi voltage on, slave online green/red: ASi voltage on, but slave offline green flashing/red: address 0 alternating green flashing/red flashing: peripheral fault (3) off: no ASi voltage	
LEDs I1 ... In (yellow)		state of inputs I1 ... I4	state of inputs I1 ... I2
LED O1 ...On (yellow)		state of outputs O1, O2	
Environment			
Applied standards		EN 61000-6-2 EN 61000-6-3 EN 61131-2 EN 60529	
Operating altitude		max. 2000 m	
Ambient temperature		-30 °C … +60 °C (2) (4) (6) (no condensation permitted)	
Storage temperature		-25 °C … +85 °C	
Housing		plastic, for screw mounting, suitable for cable ducts (≥35 mm installation depth)	
Pollution degree		2	
Protection category		IP67 (5)	
Maximum tolerable shock and vibration stress		≤15*g*, T≤11 ms 10 ... 55 Hz, 0,5 mm amplitude	
Insulation voltage		≥500 V	
Weight		100 g	
Dimensions (W / H / D) in mm		60 / 45 / 35	

DOWNLOADED FROM WWW.SCATTS.CO.UK

DOWNLOADED FROM WWW.SCATTS.CO.UK

(1) **M12 wiring:** either as a single–wiring, Y–wiring or mixed-wiring.

Single-wiring **Y-wiring** **Mixed-wiring**

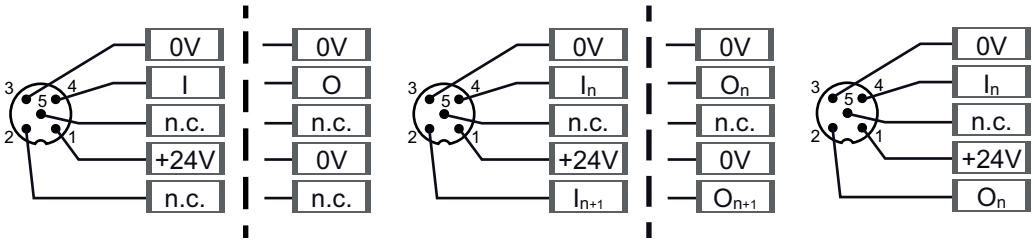

(2)

BWU3577, BWU3695
Derating total current of inputs and outputs

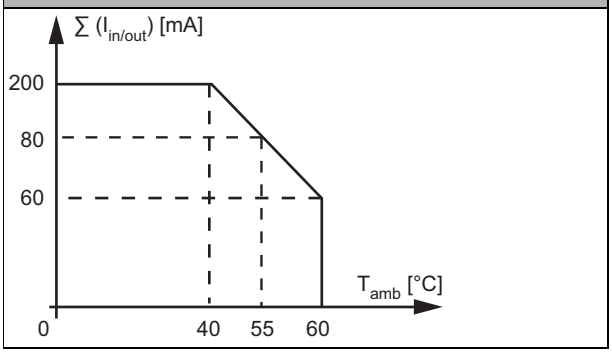

(3) **see table "Peripheral fault indication"**

(4) Down to -25 °C with flexibly mounted cable, -30 °C only with fixed mounted cable.

(5) Protection category IP67 can only be achieved, if also the cable connector fulfills IP67

Article No.	BWU3326	BW3500	BWU3606	BWU3639	BWU3400
General data					
Device type	input/output				
Connection					
ASi/AUX connection	profile cable and piercing				
Periphery connection	2 x round cable/ connecting wires	1 x round cable/ connecting wires		1 x M12 cable socket, angled, 8 poles	1 x M12 cable socket, straight, 8 poles
M12 wiring (1)	–				
Round cable	1 m (including 0,30 m connecting wires)	5 m	2 m	0,3 m	1 m
	max. allowed tensile strain 10 N				
ASi					
Profile	S-7.A.7 (ID1=7 fixed)			S-7.A.0 (ID1=7 default)	S-7.A.E (ID1=7 default)
Address	1 AB slave				
Required Master profile	≥M4				≥M3
As of ASi specification	3				2.1
Operating voltage	30 V (18 … 31.6 V)				
Max. current consumption	200 mA	165 mA	245 mA	165 mA	90 mA
Max. current consumption without sensor/ actuator supply	80 mA	45 mA	45 mA	45 mA	40 mA

DOWNLOADED FROM WWW.SCATTS.CO.UK

DOWNLOADED FROM WWW.SCATTS.CO.UK

Active Distributors ASi, IP20/IP67

Bihl + Wiedemann

Article No.		BWU3326	BW3500	BWU3606	BWU3639	BWU3400
Input						
Number		4			1	2
Power supply		out of ASi				
Power supply of attached sensors	up to +40 °C	120 mA, ∑ (In/Out) ≤120 mA (2)		200 mA, ∑ (In/Out) ≤200 mA (6)	120 mA, ∑ (In/Out) ≤120 mA (2)	50 mA ∑ (In/Out) ≤50 mA
	at +55 °C	80 mA, ∑ (In/Out) ≤80 mA (2)		80 mA, ∑ (In/Out) ≤80 mA (6)	80 mA, ∑ (In/Out) ≤80 mA (2)	
	at +60 °C	60 mA, ∑ (In/Out) ≤60 mA (2)		60 mA, ∑ (In/Out) ≤60 mA (6)	60 mA, ∑ (In/Out) ≤60 mA (2)	–
Switching threshold		U<5 V (low) U>15 V (high)				
Output						
Number		4			3	2
Power supply		out of ASi				
Max. output current	up to +40 °C	120 mA, ∑ (In/Out) ≤120 mA (2)		200 mA, ∑ (In/Out) ≤200 mA (6)	120 mA, ∑ (In/Out) ≤120 mA (2)	50 mA ∑ (In/Out) ≤50 mA
	at +55 °C	80 mA, ∑ (In/Out) ≤80 mA (2) (6)				
	at +60 °C	60 mA, ∑ (In/Out) ≤60 mA (2) (6)				–
Display						
LED ASI/FLT (red/green)		green: ASi voltage on, slave online green/red: ASi voltage on, but slave offline green flashing/red: address 0 alternating green flashing/red flashing: peripheral fault (3) off: no ASi voltage				
LEDs I1 ... In (yellow)		state of inputs I1 ... I4			state of input I1	state of inputs I1, I2
LED O1 ...On (yellow)		state of outputs O1 ... O4			state of outputs O1 ... O3	state of outputs O1, O2
Environment						
Applied standards		EN 61000-6-2 EN 61000-6-3 EN 61131-2 EN 60529				
Operating altitude		max. 2000 m				
Ambient temperature		-30 °C … +60 °C (2) (4) (5) (no condensation permitted)				-30 °C …+55 °C (4) (no condensation permitted)
Storage temperature		-25 °C … +85 °C				
Housing		plastic, for screw mounting, suitable for cable ducts (≥35 mm installation depth)				plastic, for screw mounting, suitable for cable ducts (≥19 mm installation depth)
Pollution degree		2				
Protection category		IP67 (5)				
Maximum tolerable shock and vibration stress		≤15*g*, T≤11 ms 10 ... 55 Hz, 0,5 mm amplitude				
Insulation voltage		≥500 V				
Weight		100 g				
Dimensions (W / H / D) in mm		60 / 45 / 35				60 / 45 / 19

DOWNLOADED FROM WWW.SCATTS.CO.UK

DOWNLOADED FROM WWW.SCATTS.CO.UK

(1) **M12 wiring:** either as a single–wiring, Y–wiring or mixed-wiring.

Single-wiring **Y-wiring** **Mixed-wiring**

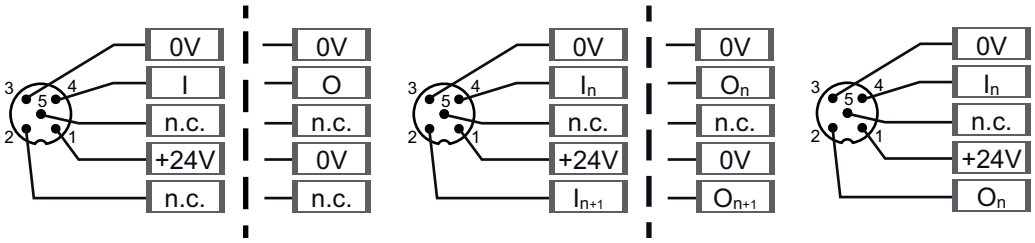

(2)

BWU3326, BW3500, BWU3639
Derating total current of inputs and outputs

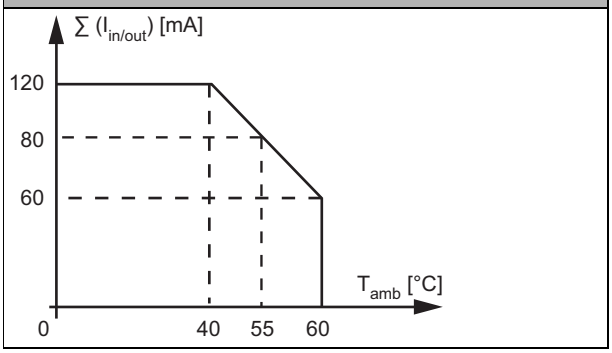

(3) **see table "Peripheral fault indication"**

(4) Down to -25 °C with flexibly mounted cable, -30 °C only with fixed mounted cable.

(5) Protection category IP67 can only be achieved, if also the cable connector fulfills IP67

(6)

BWU3606
Derating total current of inputs and outputs

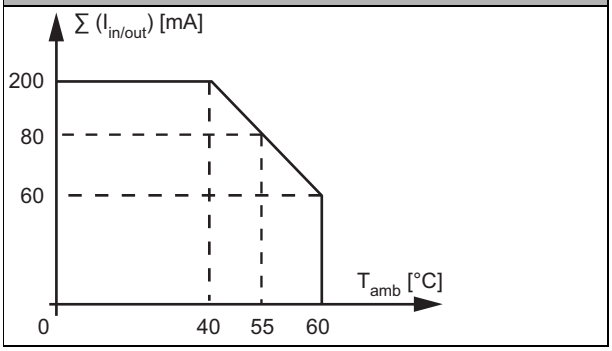

Article No.	BWU3607
General data	
Device type	input/output
Connection	
ASi/AUX connection	profile cable and piercing
Periphery connection	1 x round cable/connecting wires
Round cable	3 m (including 0,10 m connecting wires)
	max. allowed tensile strain 10 N

DOWNLOADED FROM WWW.SCATTS.CO.UK

DOWNLOADED FROM WWW.SCATTS.CO.UK

Active Distributors ASi, IP20/IP67

Article No.		BWU3607
ASi		
Profile		S-7.A.7 (ID1=7 fixed)
Address		1 AB slave
Required Master profile		≥M4
As of ASi specification		3
Operating voltage		30 V (18 … 31.6 V)
Max. current consumption		45 mA
Max. current consumption without sensor/ actuator supply		45 mA
AUX		
Operating voltage		24 V (18 … 30 V_{DC})
Max. current consumption		3 A
Input		
Number		2
Power supply		out of AUX
Power supply of attached sensors	up to +45 °C	∑(In/Out) ≤ 3 A (1)
	at +55 °C	∑(In/Out) ≤ 2 A (1)
	at +60 °C	∑(In/Out) ≤ 1,5 A (1)
Switching threshold		U<5 V (low) U>15 V (high)
Output		
Number		2
Power supply		out of AUX
Max. output current	up to +45 °C	1 A ∑(In/Out) ≤ 3 A (1)
	at +55 °C	1A ∑(In/Out) ≤ 2 A (1)
	at +60 °C	1 A ∑(In/Out) ≤ 1,5 A (1)
Display		
LED ASI/FLT (red/green)		green: ASi voltage on, slave online green/red: ASi voltage on, but slave offline green flashing/red: address 0 alternating green flashing/red flashing: peripheral fault (2) off: no ASi voltage
LED AUX (green)		on: 24 V_{DC} AUX off: no 24 V_{DC} AUX
LEDs I1 ... In (yellow)		state of inputs I1 ... I4
LED O1 ...On (yellow)		state of outputs O1 ... O4
Environment		
Applied standards		EN 61000-6-2 EN 61000-6-3 EN 61131-2 EN 60529
Operating altitude		max. 2000 m
Ambient temperature		-30 °C … +60 °C (no condensation permitted)
Storage temperature		-25 °C … +85 °C
Housing		plastic, for screw mounting,suitable for cable ducts (≥35 mm installation depth)
Pollution degree		2
Protection category		IP67 (3)
Maximum tolerable shock and vibration stress		≤15*g*, T≤11 ms, 10 ... 55 Hz, 0,5 mm amplitude
Insulation voltage		≥500 V
Weight		100 g
Dimensions (W / H / D) in mm		60 / 45 / 35

DOWNLOADED FROM WWW.SCATTS.CO.UK

DOWNLOADED FROM WWW.SCATTS.CO.UK

(1)

BWU3607
Derating total current of inputs and outputs

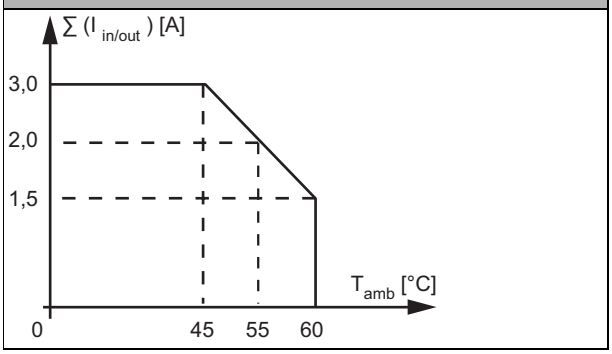

(2) **see table "Peripheral fault indication"**

(3) Protection category IP67 can only be achieved, if also the cable connector fulfills IP67.

Article No.		BWU3342	BW3300	BWU3487	BWU4087
General data					
Device type		output			
Connection					
ASi/AUX connection		profile cable and piercing			
Periphery connection		8 x push in terminals; wire section flexible (wire end ferrule without plastic sleeve): min. 0,2 mm^2; max. 0,5 mm^2/AWG20	1 x round cable/ connecting wires		1 x M12 cable socket, straight, 5 poles
M12 wiring (1)		–			
Round cable		–	1 m	5 m	2 m
			max. allowed tensile strain 10 N		
ASi					
Profile		S-7.A.7 (ID1=7 fixed)			
Address		1 AB slave			
Required Master profile		≥M4			
As of ASi specification		3.0			
Operating voltage		30 V (18 … 31.6 V)			
Max. current consumption		35 mA			
Max. current consumption without sensor/ actuator supply		35 mA			
AUX					
Operating voltage		24 V (18 … 30 V_{DC})			
Max. current consumption		1 A			
Output					
Number		4			
Power supply		out of AUX			
Max. output current	up to +50 °C	250 mA per output, ∑ (Out) 1 A			
	at +60 °C				
	at +70 °C				

DOWNLOADED FROM WWW.SCATTS.CO.UK

DOWNLOADED FROM WWW.SCATTS.CO.UK

Active Distributors ASi, IP20/IP67

Article No.	BWU3342	BW3300	BWU3487	BWU4087
Display				
LED ASI/FLT (red/green)	green: ASi voltage on, slave online green/red: ASi voltage on, but slave offline green flashing/red: address 0 alternating green flashing/red flashing: peripheral fault (2) off: no ASi voltage			
LED AUX (green)	on: 24 V_{DC} AUX off: no 24 V_{DC} AUX			
LED O1 ...On (yellow)	state of outputs O1 ... O4			
Environment				
Applied standards	EN 61000-6-2 EN 61000-6-3 EN 61131-2 EN 60529			
Operating altitude	max. 2000 m			
Ambient temperature	-30 °C … +70 °C (no condensation permitted)			
Storage temperature	-25 °C … +85 °C			
Housing	plastic, for screw mounting, suitable for cable ducts (≥19 mm installation depth)			
Pollution degree	2			
Protection category	IP20	IP67 (3)		
Maximum tolerable shock and vibration stress	≤15*g*, T≤11 ms 10 ... 55 Hz, 0,5 mm amplitude			
Insulation voltage	≥ 500 V			
Weight	50 g	100 g		
Dimensions (W / H / D) in mm	60 / 45 / 19			

(1) **M12 wiring:** either as a single–wiring, Y–wiring or mixed-wiring.

Single-wiring

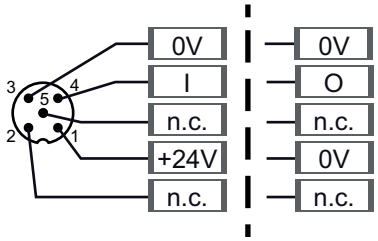

Y-wiring

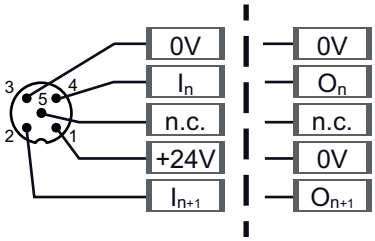

Mixed-wiring

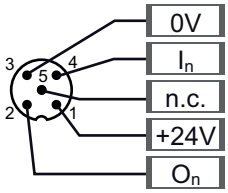

(2) **see table "Peripheral fault indication"**

(3) Protection category IP67 can only be achieved, if also the cable connector fulfills IP67

Article No.	BW3250	BWU3497	BWU3628	BWU3602
General data				
Device type	input/output			
Connection				
ASi/AUX connection	profile cable and piercing			
Periphery connection	2 x M12 cable sockets, angled, 5 poles	2 x M12 cable sockets, straight, 5 poles	inputs: 1 x M12 cable sockets, straight, 5 poles + outputs: 1 x round cable / connecting wire	2 x round cable / connecting wires
M12 wiring (1)	1 x Y wiring+ 1 x mixed wiring	Y wiring		–
Round cable	1 m	0,4 m	I: 0,4 m O: 1,5 m	1 m
	allowed tensile strain 10 N			

DOWNLOADED FROM WWW.SCATTS.CO.UK

DOWNLOADED FROM WWW.SCATTS.CO.UK

Active Distributors ASi, IP20/IP67

Bihl + Wiedemann

Article No.		BW3250	BWU3497	BWU3628	BWU3602
ASi					
Profile		S-7.A.E (ID1=7 default)			
Address		1 AB slave			
Required Master profile		≥M3			
As of ASi specification		2.1			
Operating voltage		30 V (18 … 31.6 V)			
Max. current consumption		35 mA			
Max. current consumption without sensor/ actuator supply		35 mA			
AUX					
Operating voltage		24 V (18 … 30 V_{DC})			
Max. current consumption		2 A	1 A		
Input					
Number		2			
Power supply		out of AUX			
Power supply of attached sensors	up to +50 °C	1 A (2)	∑(In/Out) 1 A (6)		
	at +60 °C				
	at +70 °C	0,5 A (2)	∑(In/Out) 0,5 A (6)		
Switching threshold		U<5 V (low) U>15 V (high)			
Output					
Number		1	2		
Power supply		out of AUX			
Max. output current	up to +50 °C	1 A (3)	∑(In/Out) 1 A (6)		
	at +60 °C				
	at +70 °C	0,5 A (3)	∑(In/Out) 0,5 A (6)		
Display					
LED ASI/FLT (red/green)		green: ASi voltage on, slave online green/red: ASi voltage on, but slave offline green flashing/red: address 0 alternating green flashing/red flashing: peripheral fault (4) off: no ASi voltage			
LED AUX (green)		on: 24 V_{DC} AUX off: no 24 V_{DC} AUX			
LEDs I1 ... In (yellow)		state of inputs I1, I2			
LED O1 ...On (yellow)		state of output O1	state of outputs O1, O2		
Environment					
Applied standards		EN 61000-6-2 EN 61000-6-3 EN 61131-2 EN 60529			
Operating altitude		max. 2000 m			
Ambient temperature		-30 °C … +70 °C (2) (3) (5) (6) (no condensation permitted)			-30 °C … +70 °C (6) (5)
Storage temperature		-25 °C … +85 °C			
Housing		plastic, for screw mounting, suitable for cable ducts (≥19 mm installation depth)			
Pollution degree		2			
Protection category		IP67			
Maximum tolerable shock and vibration stress		≤15*g*, T≤11 ms 10 ... 55 Hz, 0,5 mm amplitude			
Insulation voltage		≥ 500 V			
Weight		100 g			
Dimensions (W / H / D) in mm		60 / 45 / 19			

DOWNLOADED FROM WWW.SCATTS.CO.UK

DOWNLOADED FROM WWW.SCATTS.CO.UK

(1) **M12 wiring:** either as a single–wiring, Y–wiring or mixed-wiring.

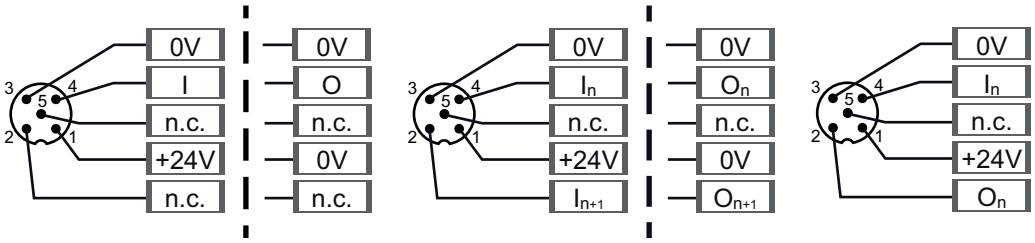

(2)

BW3250
Derating power supply of attached sensors

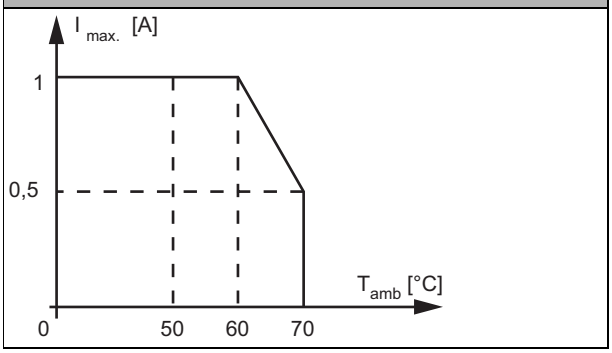

(3)

BW3250
Derating current of output

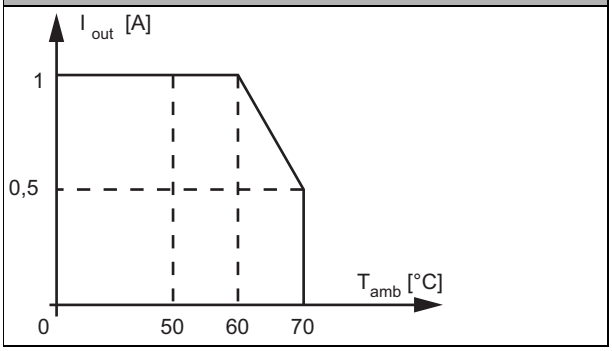

(4) **see table "Peripheral fault indication"**

(5) Down to -25 °C with flexibly mounted cable, -30 °C only with fixed mounted cable.

(6)

BWU3497, BWU3602, BWU3628
Derating total current of inputs and outputs

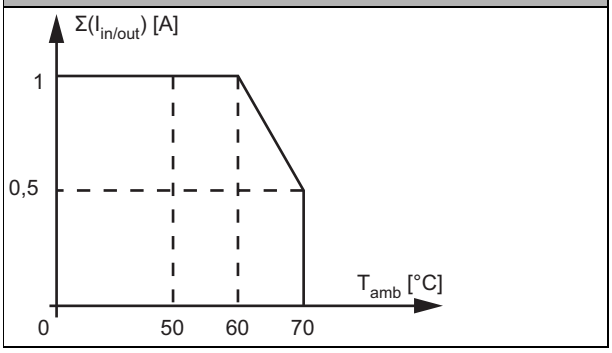

DOWNLOADED FROM WWW.SCATTS.CO.UK

DOWNLOADED FROM WWW.SCATTS.CO.UK

UL-specifications (UL61010) BW3250, BW3300, BWU3317, BWU3326, BWU3342, BWU3349, BWU3374, BW3377, BWU3400, BWU3414, BWU3487, BWU3497, BWU348, BW3500, BW3507, BWU3534, BWU3555, BWU3564, BWU3577, BWU3602, BWU3606, BWU3607, BWU3608, BWU3628, BWU3632, BWU3633, BWU3639, BWU3642, BWU3695, BWU3785	
External protection	An isolated source with a secondary open circuit voltage of ≤30 V_{DC} with a 3 A maximum over current protection. Over current protection is not required when a Class 2 source is employed.
In general	UL mark does not provide UL certification for any functional safety rating or aspects of the above devices.

Article no.	Peripheral fault indication		
	Overload sensor supply	Output short circuited	AUX voltage missing
BW3250	●	●	●
BW3300	–	●	●
BWU3317	●	–	●
BWU3326	●	–	–
BWU3342	–	●	●
BWU3349	●	–	●
BWU3374	●	–	–
BW3377	–	–	●
BWU3400	●	●	–
BWU3414	●	●	●
BWU3487	–	●	●
BWU3497	●	●	●
BWU3498	●	–	●
BW3500	●	–	–
BW3507	●	–	●
BWU3534	●	–	–
BWU3555	●	–	●
BWU3564	●	–	●
BWU3577	●	–	–
BWU3602	●	●	●
BWU3606	●	–	–
BWU3607	–	–	●
BWU3608	–	–	●
BWU3628	●	●	●
BWU3632	●	–	–
BWU3633	●	–	–
BWU3639	●	–	–
BWU3642	●	–	–
BWU3695	●	–	–
BWU3785	–	–	●
BWU4087	–	●	●

DOWNLOADED FROM WWW.SCATTS.CO.UK

DOWNLOADED FROM WWW.SCATTS.CO.UK

Programming	ASi bit assignment			
	D3	D2	D1	D0
	input			
BWU3534, BWU3639	I4	–	–	–
BW3250, BWU3400, BWU3497, BWU3564, BWU3602, BWU3607, BWU3628, BWU3642, BWU3695	–	–	I2	I1
BWU3414, BWU3785	–	I3	I2	I1
BWU3317, BWU3326, BWU3349, BWU3374, BW3377, BWU3498, BW3500, BW3507, BWU3555, BWU3577, BWU3606, BWU3608, BWU3632, BWU3633	I4	I3	I2	I1
	output			
BW3250, BWU3414	–	–	–	O1
BWU3400, BWU3497, BWU3577, BWU3602, BWU3607, BWU3628, BWU3695	–	–	O2	O1
BWU3639	–	O3	O2	O1
BW3300, BWU3317, BWU3326, BWU3342, BW3377, BWU3487, BW3500, BW3507, BWU3534, BWU3555, BWU3606, BWU3785	O4	O3	O2	O1

Programming	ASi bit assignment			
	parameter bit			
	P3	P2	P1	P0
BW3250, BWU3317, BW3377, BWU3414, BWU3497, BW3507, BWU3555, BWU3564, BWU3602, BWU3608, BWU3628, BWU3785	not used	0= on / 1= off (synchronous I/O mode)	0= off / 1= on (peripheral fault, if AUX missing)	0= off / 1= on (Watchdog)
BW3300, BWU3326, BWU3342, BWU3487, BW3500, BWU4087			not used	
BWU3374, BWU3400, BWU3534, BWU3577, BWU3606, BWU3607, BWU3633, BWU3639, BWU3695			0= on / 1= off (data input filter 128 µs)	
BWU3349, BWU3498				0= off / 1= on (peripheral fault)
BWU3632, BWU3642				not used

DOWNLOADED FROM WWW.SCATTS.CO.UK

DOWNLOADED FROM WWW.SCATTS.CO.UK

Pin assignment

Signal name	Explanation
Ix	digital input x
Ox	digital output x
$24V_{ext\ out}$	power supply, out of external voltage, positive pole (AUX, actuator supply)
$0V_{ext\ out}$	power supply, out of external voltage, negative pole (AUX, actuator supply)
$24V_{out\ of\ ASi}$	power supply, out of ASi, positive pole (sensor supply)
$0V_{out\ of\ ASi}$	power supply, out of ASi, negative pole (sensor supply)
ASi +, ASi -	connection to ASi bus
n.c. (not connected)	not connected

Connections: round cable/connecting wires

Article no.	connec.	BN	WH	BU	BK	PK	GY	RD	GN	YE	OG	
BWU3374	X1	24 V out of ASi	I4	0 $V_{out\ of\ ASi}$	I3	–	–	–	–	–	–	
	X2	24 V out of ASi	I2	0 $V_{out\ of\ ASi}$	I1							
BW3300 / BWU3487	X1	O1	0 V_1 ext.out	O2	O3	0 V_2 ext.out	O4	–	–	–	–	
BWU3317	X1	I1	I2	I3	I4	0 V_1 out of ASi	24 V out of ASi	–	–	–	–	
	X2	O1	0 V_2 ext out	O2	O3	0 V_3 ext out	O4					
BWU3326	X1	I1	I2	I3	I4	0 V_1 out of ASi	24 V out of ASi	–	–	–	–	
	X2	O1	0 V_2 out of ASi	O2	O3	0 V_3 out of ASi	O4					
BW3500 / BWU3606	X1	I1	I2	I3	I4	O4	O3	O1	O2	0 V out of ASi	24 V out of ASi	
BWU3602	X1	24 V ext out	I2	0 V ext out	I1	–	–	–	–	–	–	
	X2	24 V ext out	O2	0 V ext out	O1							

DOWNLOADED FROM WWW.SCATTS.CO.UK

DOWNLOADED FROM WWW.SCATTS.CO.UK

Connections: round cable/connecting wires

Article no.	connec.	BN	WH	BU	BK	PK	GY	RD	GN	YE	OG
BWU3607	**X1**	24 V ext out	I1	0 V_{ext} out	O1	I2	O2	–	–	–	–
		The reference potential of sensors/actors has to be connected with the reference potential of the active distributor (AUX).									
BWU3608	**X1**	24 V ext out	–	0 V ext out	I2	–	–	–	–	–	–
	X3	24 V ext out	–	0 V ext out	I1						
	X4	24 V ext out	–	0 V ext out	I3						
	M8 connec-tion	**Pin1**	**Pin2**	**Pin3**	**Pin4**						
	X2	24 V ext out	n.c.	0 V ext out	I4						
BWU3628	**X2**	24 V ext out	O2	0 V ext out	O1	–	–	–	–	–	–
	M12 connec-tion	**Pin1**	**Pin2**	**Pin3**	**Pin4**	**Pin5**					
	X1	24 V ext out	I2	0 V ext out	I1	n.c.					

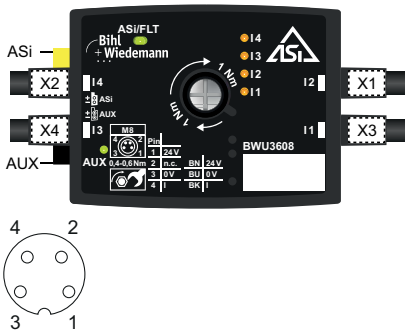

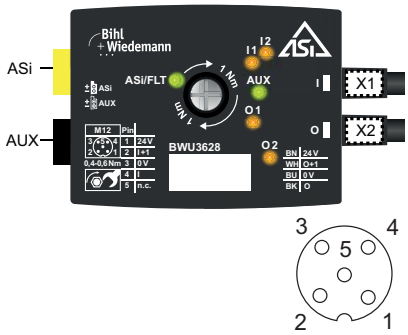

Connections: M8 cable sockets, straight, 4 poles

Article no.	M8 connection	Pin1	Pin2	Pin3	Pin4
BWU3555	**X1**	24V out of ASi	I4	0V out of ASi	I3
	X2	n.c.	O4	0 V ext out	O3
	X3	24V out of ASi	I2	0V out of ASi	I1
	X4	n.c.	O2	0 V ext out	O1
BWU3577	**X1**	24 V out of ASi	n.c.	0 V out of ASi	I3
	X2	24 V out of ASi	n.c.	0 V out of ASi	I4
	X3	24 V out of ASi	n.c.	0 V out of ASi	I1
	X4	24 V out of ASi	n.c.	0 V out of ASi	I2
	X5	n.c.	n.c.	0 V out of ASi	O1
	X6	n.c.	n.c.	0 V out of ASi	O2

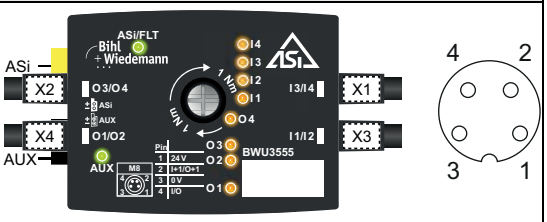

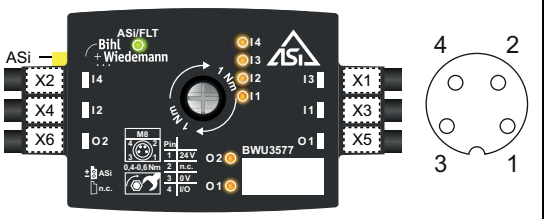

DOWNLOADED FROM WWW.SCATTS.CO.UK

DOWNLOADED FROM WWW.SCATTS.CO.UK

Connections: M8, M12 cable sockets

Article no.	M12 connection	Pin1	Pin2	Pin3	Pin4	Pin5
BW3695	X1	24V out of ASi	n.c.	0V out of ASi	I1	n.c.
	X3	24V out of ASi	n.c.	0V out of ASi	I2	n.c.
	M8 connection	**Pin1**	**–**	**Pin3**	**Pin4**	**–**
	X2	n.c.	–	0V out of ASi	O1	–
	X4	n.c.	–	0V out of ASi	O2	–

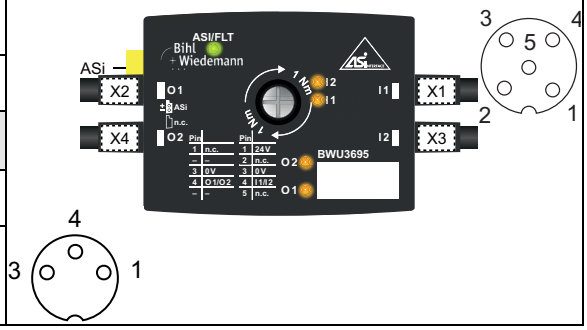

Connections: M12 cable sockets, straight, 5 poles

Article no.	M12 connection	Pin1	Pin2	Pin3	Pin4	Pin5
BWU3633	X1	24V out of ASi	n.c.	0V out of ASi	I3	n.c.
	X2	24V out of ASi	n.c.	0V out of ASi	I4	n.c.
	X3	24V out of ASi	n.c.	0V out of ASi	I1	n.c.
	X4	24V out of ASi	n.c.	0V out of ASi	I2	n.c.

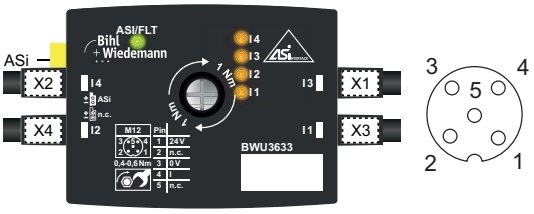

Connections: M12 cable sockets, straight/angled, 5 poles

Article no.	M12 connection	Pin1	Pin2	Pin3	Pin4	Pin5
BW3250	X1	24 $V_{ext\ out}$	I2	0 $V_{ext\ out}$	I1	n.c.
	X2	24 $V_{ext\ out}$	O1	0 $V_{ext\ out}$	I1	n.c.
BW3507	X1	I1	I2	I3	I4	24 V out of ASi
	X2	O1	0 V ext out	O2	O3	O4
BWU3497	X1	24 $V_{ext\ out}$	I2	0 $V_{ext\ out}$	I1	n.c.
	X2	24 $V_{ext\ out}$	O2	0 $V_{ext\ out}$	O1	n.c.
BWU3785	X1	24 V out of AUX	I2	0 $V_{ext\ out}$	I1	I3
	X2	O2	O3	0 $V_{ext\ out}$	O1	O4

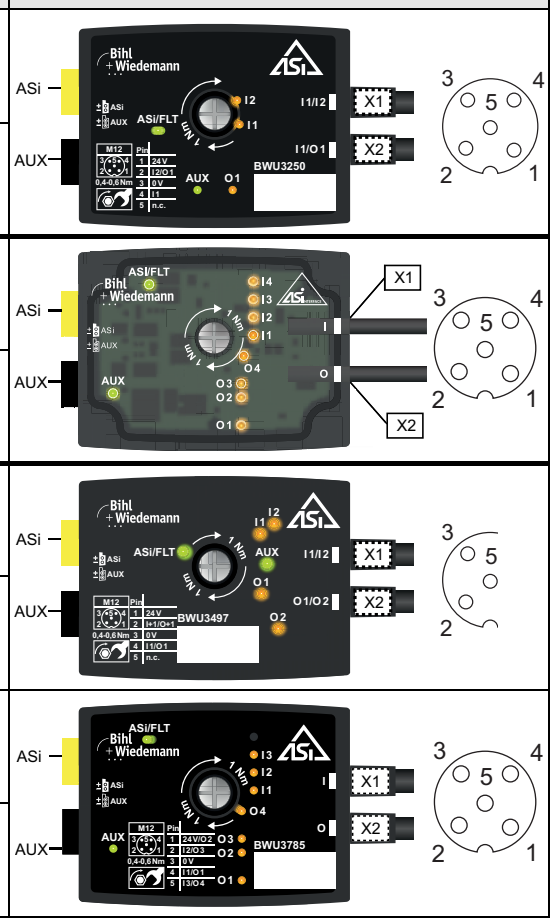

DOWNLOADED FROM WWW.SCATTS.CO.UK

DOWNLOADED FROM WWW.SCATTS.CO.UK

Active Distributors ASi, IP20/IP67

Bihl + Wiedemann

Connections: M12 cable sockets, straight/angled, 5 poles

Article no.	M12 connection	Pin1	Pin2	Pin3	Pin4	Pin5
BWU3498	X1	24 V ext out	I2	0 V ext out	I1	n.c.
	X2	24 V ext out	I4	0 V ext out	I3	n.c.
BWU3534	X1 (straight)	24 V out of ASi	O4	0 V out of ASi	I4	n.c.
	X2 (angled)	O3	O1	0 V out of ASi	O2	n.c.
BWU3642	X1	24 V out of ASi	I2	0 V out of ASi	I1	n.c.
BWU3564	X1	24 $V_{ext\ out}$	I2	0 $V_{ext\ out}$	I1	n.c.
BWU4087	X1	O2	O3	0 V ext out	O1	O4
BWU3632	X1	24V out of ASi	n.c.	0V out of ASi	I2	n.c.
	X2	24V out of ASi	n.c.	0V out of ASi	I4	n.c.
	X3	24V out of ASi	n.c.	0V out of ASi	I1	n.c.
	X4	24V out of ASi	n.c.	0V out of ASi	I3	n.c.

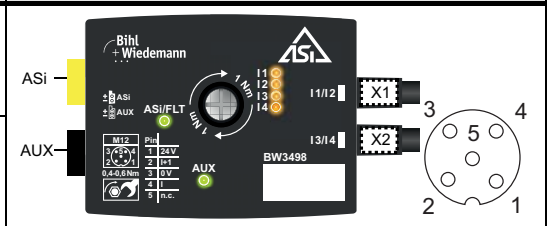

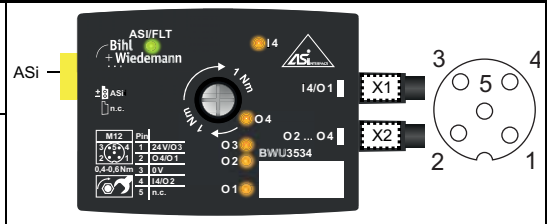

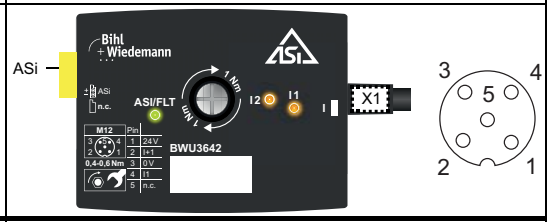



The reference potential of sensors/actors has to be connected with the reference potential of the active distributor (AUX).

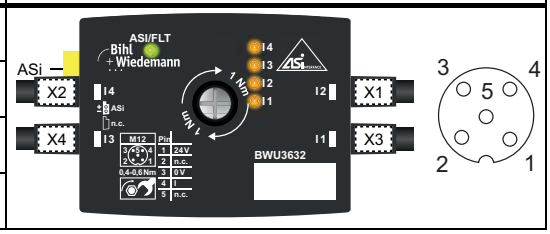

Connections:: M12 cable sockets, straight, 8 poles

Article no.	M8 connection	Pin1 (---)	Pin2 (BN)	Pin3 (WH)	Pin4 (BK)	Pin5 (GY)	Pin6 (PK)	Pin7 (BU)	Pin8 (---)
BWU3400	X1	n.c.	24 V out of ASi	0 V out of ASi	I1	I2	O1	O2	n.c.



DOWNLOADED FROM WWW.SCATTS.CO.UK

DOWNLOADED FROM WWW.SCATTS.CO.UK

Active Distributors ASi, IP20/IP67

Bihl + Wiedemann

Connections: M12 cable sockets, straight/angled, 8 poles										
Article no.	**connection**	**Pin1 (WH)**	**Pin2 (BN)**	**Pin3 (GN)**	**Pin4 (YE)**	**Pin5 (GY)**	**Pin6 (PK)**	**Pin7 (BU)**	**Pin8 (RD)**	
BW3377	**X1**	I1	I2	I3	I4	O1	O2	O3	O4	
	The reference potential of sensors/actors has to be connected with the reference potential of the active distributor (AUX).									
BWU3639	**X1**	I4	24 V out of ASi	O2	O1	n.c.	n.c	0V	O3	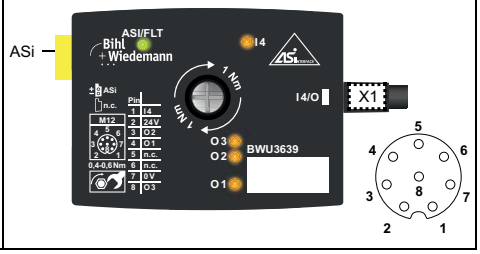

Connections: push in terminals								
Article no.	**X1.1**	**X1.2**	**X1.3**	**X1.4**	**X1.5**	**X1.6**	**X1.7**	**X1.8**
BWU3349	I1	I2	I3	I4	24 V_1 ext.out	0 V_1 ext.out	24 V_2 ext.out	0 V_2 ext.out
BWU3342	O1	0 V 1 ext out	O2	0 V_2 ext out	O3	0 V_3 ext out	O4	0 V_4 ext out
BWU3414	I1	I2	I3	O1	24 V_1 ext.out	0 V_1 ext.out	24 V_2 ext.out	0 V_2 ext.out

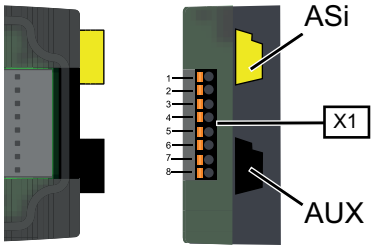

Line termination with sealing profile

max. IP54

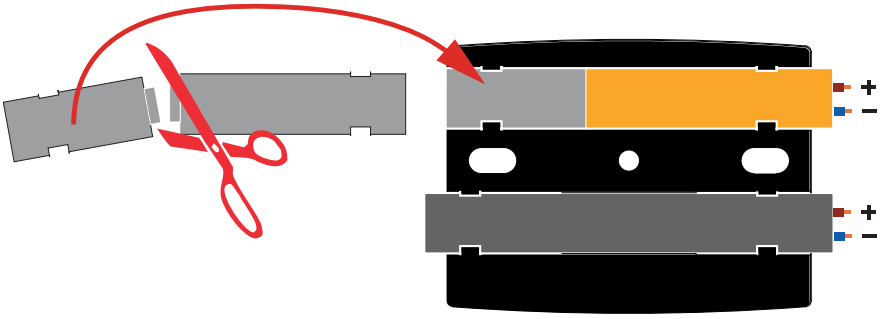

Accessories:

- **Sealing profile IP67 (IDC plug), 60 mm (art. no. BW3282)**
- **ASi addressing cable with M12 connector, connecting cable for handheld ASi address programming devices for the addressing of active distributors (art. no. BW3304)**
- **ASi addressing cable with COMBICON connector, connecting cable for ASi Master/Gateways for the addressing of active distributors (art. no. BW3305)**

DOWNLOADED FROM WWW.SCATTS.CO.UK

SCATTERGOOD & JOHNSON LTD
ELECTRICAL ENGINEERING & FLUID CONTROL DISTRIBUTORS
Est.1899

At Scattergood & Johnson Ltd, we pride ourselves on being a technical distributor to specialist industries.

Working with a range of quality product suppliers across a number of specialist markets, we are not your average 'box shifter' - we are your technical and supply chain partner.

We fully support every product we sell - for free! Our internal team and external sales engineers can answer any product or application question, no matter the complexity.

Backing up this technical ability is a range of 50,000+ products available from stock for nationwide next day delivery (same day if required!), or you can collect what you need from any of our trade counters around the UK.

Select your specialist interest below to learn more about how we can help.

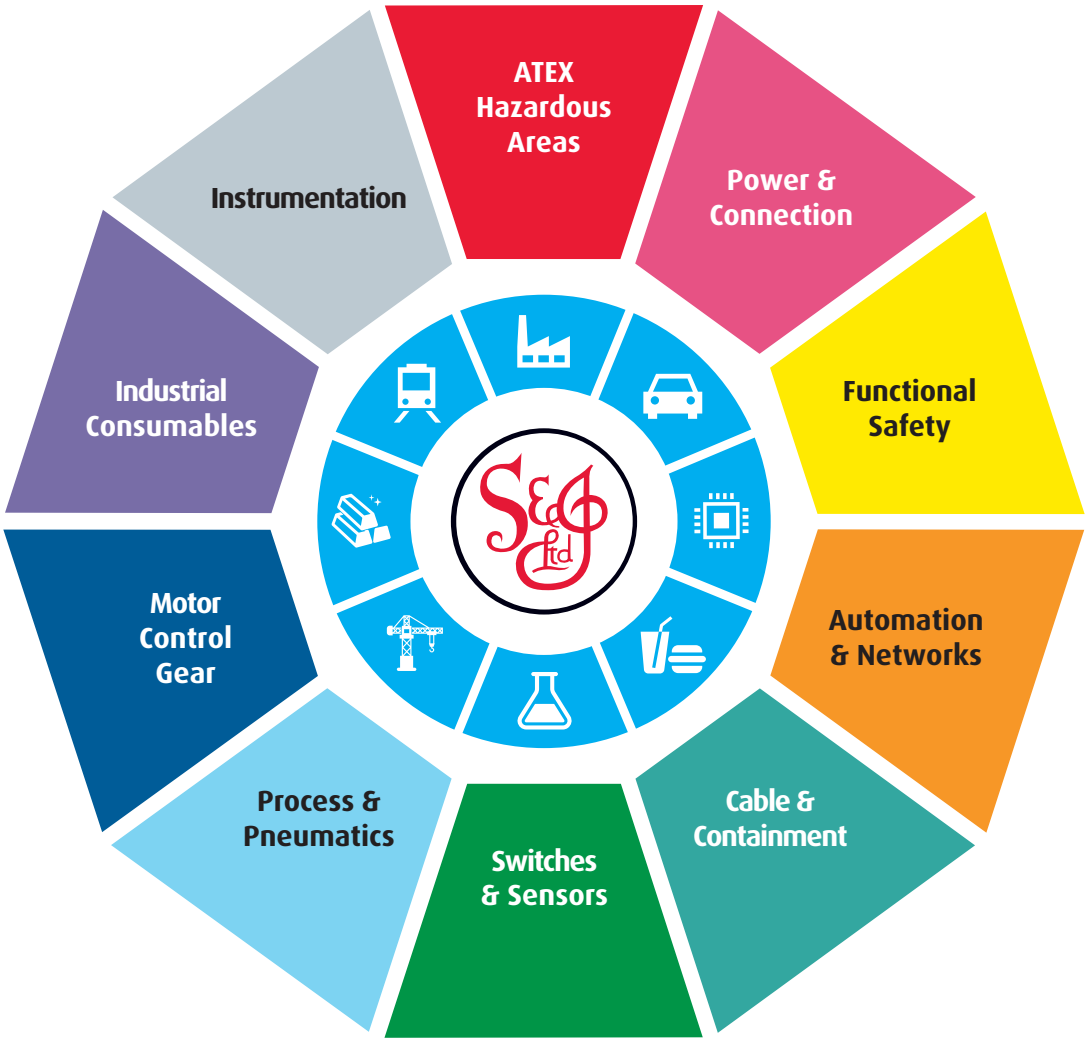

Online, In Branch and On the Road - Scattergood & Johnson Ltd, there when you need us.

www.scatts.co.uk