

2.12

Ex-Linear light fittings for fluorescent lamps

nLLK 08 18 W - 58 W
(Zone 2, 21, 22)

The lighting solution for hazardous areas in Zones 2, 21 and 22

The linear luminaires series nLLK 08 for fluorescent lamps combines the latest lighting technology with the requirements of a harsh and hazardous environment. This luminaire is available both as a ceiling mounted luminaire (nLLK), as well as a pole mounted light fitting (nLLM) in 3 sizes (18, 36 or 58 W).

Long-term safety

The luminaires of this robust lighting series with plastic enclosure are equipped with a highly-efficient electronic ballast, which has a reliable EOL circuit. Thus, the lamps are checked for proper operation and shut down safely in the event of a malfunction at the end of their service life. With these luminaires, you are always on the safe side.

Simple and cost-effective installation

In conjunction with the generously dimensioned terminal compartment, the standard single-ended through-wiring allows a cost-effective installation. The double-sided locking facility with 10 or 20 latch points allows the protective bowl to be hinged on both sides, meaning that the fitting can be mounted on either side.

Just in case: The emergency lighting version

Safety is always our top priority. That is why we offer the nLLK 08 light fitting series with a built-in V-CG-S module. These luminaires can be connected to a CEAG emergency supply system with individual function monitoring. In the event of an emergency, they provide a reliable illumination of your safety and escape routes. The N variants (Section 1.2.92) are available as emergency light fittings with a self-contained battery unit.

NEC Standards







The tried and tested luminaires of the types nLLK 982217 (2 x 17 W) and nLLK 924232 (2 x 32 W) are available for use according to NEC-standards.



Features

- Cost-effective installation due to single-ended through-wiring
- EVG with EOL monitoring
- Double-sided safety lock
- High degree of protection IP66
- Connection to CEAG emergency light monitoring systems possible (CG-S)

Ordering details

Type	Content	Terminals	Through-wiring single-ended	Through-wiring twin-ended	Cable gland/ thread	Threaded plug	Blanking plug	Order No.
nLLK 08018/18								
	nLLK 08018/18 (2 x 18 W)	1/3-1K	1 x 3	x	–	1 x M25, plastic	1 x M25	1 3465 218 001
	nLLK 08018/18 (2 x 18 W)	2/5-2K	2 x 5	–	x	2 x M25, plastic	2 x M25 1	1 3465 218 011
	nLLK 08018/18 (2 x 18 W)	2/6-2M ¹⁾	2 x 6	–	x	4 x M20, metal thread	2 x M20	1 3465 218 021
	nLLK 08018/18 (2 x 18 W)	1/3-1M ¹⁾	1 x 3	x	–	2 x M20, metal thread	1 x M20	1 3465 218 031
nLLK 08036								
	nLLK 08036 (1 x 36 W)	1/3-1K	1 x 3	x	–	1 x M25, plastic	1 x M25	1 3465 136 001
	nLLK 08036 (1 x 36 W)	2/5-2K	2 x 5	–	x	2 x M25, plastic	2 x M25 1	1 3465 136 011
	nLLK 08036 (1 x 36 W)	2/6-2M ¹⁾	2 x 6	–	x	4 x M20, metal thread	2 x M20	1 3465 136 021
nLLK 08036/36								
	nLLK 08036/36 (2 x 36 W)	1/3-1K	1 x 3	x	–	1 x M25, plastic	1 x M25	1 3465 236 001
	nLLK 08036/36 (2 x 36 W)	2/5-2K	2 x 5	–	x	2 x M25, plastic	2 x M25 1	1 3465 236 011
	nLLK 08036/36 (2 x 36 W)	2/6-2M ¹⁾	2 x 6	–	x	4 x M20, metal thread	2 x M20	1 3465 236 021
	nLLK 08036/36 (2 x 36 W)	1/6-1M ¹⁾	1 x 3	x	–	2 x M20 metal thread	1 x M20	1 3465 236 031
nLLM 080... Pole mounting light fitting								
	nLLM 08018/18 (2 x 18 W)	1/3-1K	1 x 3	–	–	1 x M25, plastic	–	1 3465 218 101
	nLLM 08036/36 (2 x 36 W)	1/3-1K	1 x 3	–	–	1 x M25, plastic	–	1 3465 236 101
nLLK 08058								
	nLLK 08058 (1 x 58 W)	1/3-1K	1 x 3	x	–	1 x M25, plastic	1 x M25	1 3465 158 001
	nLLK 08058 (1 x 58 W)	2/5-2K	2 x 5	–	x	2 x M25, plastic	2 x M25 1	1 3465 158 011
	nLLK 08058 (1 x 58 W)	2/6-2M ¹⁾	2 x 6	–	x	4 x M20, metal thread	2 x M20	1 3465 158 021
nLLK 08058/58								
	nLLK 08058/58 (2 x 58 W)	1/3-1K	1 x 3	x	–	1 x M25, plastic	1 x M25	1 3465 258 001
	nLLK 08058/58 (2 x 58 W)	2/5-2K	2 x 5	–	x	2 x M25, plastic	2 x M25 1	1 3465 258 011
	nLLK 08058/58 (2 x 58 W)	2/6-2M ¹⁾	2 x 6	–	x	4 x M20, metal thread	2 x M20	1 3465 258 021

Scope of delivery without lamp and fixing accessories

Metal cable glands see catalogue part 2: 2.3.12 ff











¹⁾ with metal thread, without cable gland

2.12

Ordering details

nLLK 08 18 W - 58 W / nLLK 98 ...

Ordering details

Type	Content	Terminals	Through-wiring single-ended	Through-wiring twin-ended	Cable gland/ thread	Threaded plug	Blanking plug	Order No.
nLLK 08... V-CG-S ²⁾								
	nLLK 08018/18 V-CG-S (2 x 18 W)	2 x 6	—	x	2 x M25, plastic	2 x M25	1	1 3465 218 912
	nLLK 08018/18 V-CG-S (2 x 18 W)	2 x 6	—	x	4 x M20, metal thread	2 x M20		1 3465 218 922
	nLLK 08036/36 V-CG-S (2 x 36 W)	2 x 6	—	x	2 x M25, plastic	2 x M25	1	1 3465 236 912
	nLLK 08036/36 V-CG-S (2 x 36 W)	2 x 6	—	x	4 x M20, metal thread	2 x M20		1 3465 236 922
	nLLK 08058/58 V-CG-S (2 x 58 W)	2 x 6	—	x	2 x M25, plastic	2 x M25	1	1 3465 258 912
	nLLK 08058/58 V-CG-S (2 x 58 W)	2 x 6	—	x	4 x M20, metal thread	2 x M20		1 3465 258 922
nLLK 98... CSA ³⁾								
	nLLK 98 2217/UNV (2 x 17 W)	2 x 5	—	x	2 x 3/4" NPT Myers Hub Adapter	4 x M25		1 3465 217 021
	nLLK 98 2217/347 (2 x 17 W - 347 V AC)	2 x 5	—	x	2 x 3/4" NPT Myers Hub Adapter	4 x M25		1 3465 217 347
	nLLK 98 4232/UNV (2 x 32 W)	2 x 5	—	x	2 x 3/4" NPT Myers Hub Adapter	4 x M25		1 3465 232 021
	nLLK 98 4232/347 (2 x 32 W - 347 V AC)	2 x 5	—	x	2 x 3/4" NPT Myers Hub Adapter	4 x M25		1 3465 232 347

Scope of delivery without lamp and fixing accessories

Metal cable glands see catalogue part 2: 2.3.12 ff

¹⁾ with metal thread, without cable gland²⁾ for operation with CEAG-emergency supply system³⁾ for use accord. NEC-standards

Accessories

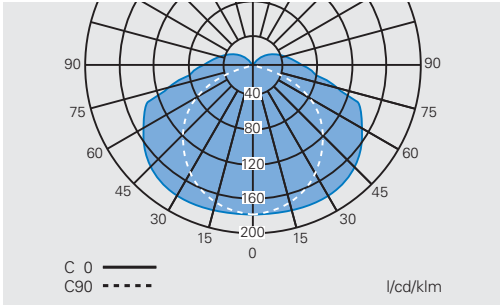
Type	Application	Order No.
Single sided through wiring 2/6 with 2 entries M25, incl. terminals and mounting material	for nLLM 08 pole mounting light fitting	2 2218 602 000

Dimension drawing / Polar curve

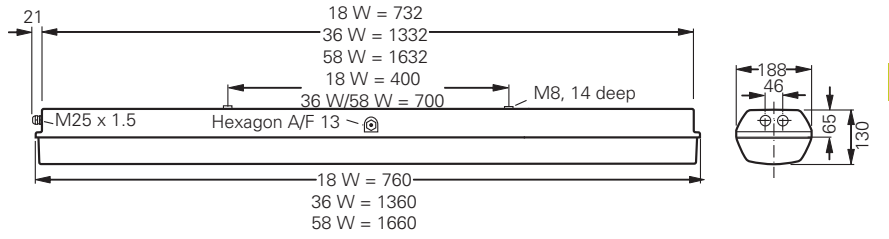
nLLK 08 18 W - 58 W / nLLK 98 ...

2.12

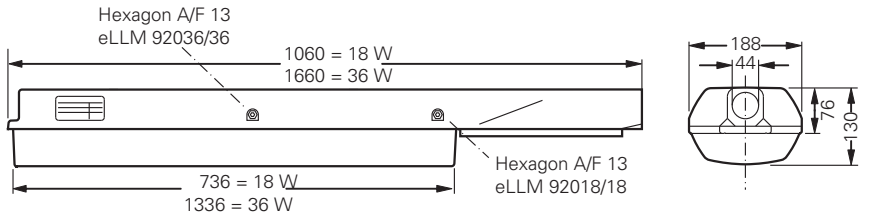
Polar curve nLLK/M 08018/18 / nLLK/M 08036/36



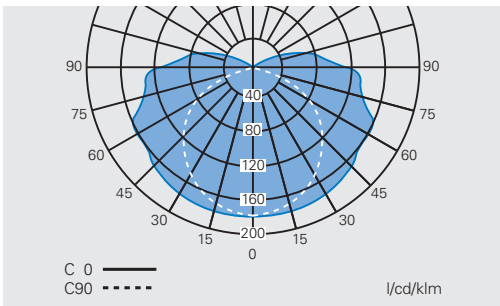
nLLK 08...



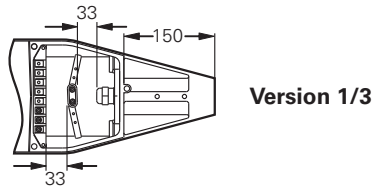
nLLM 08...



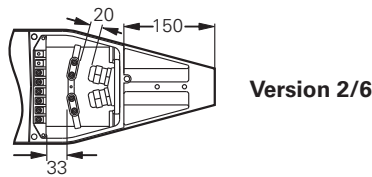
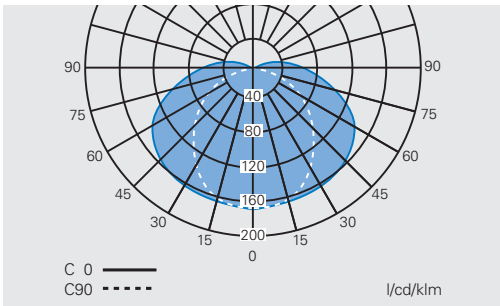
Polar curve nLLK/M 08036 / nLLK 08058



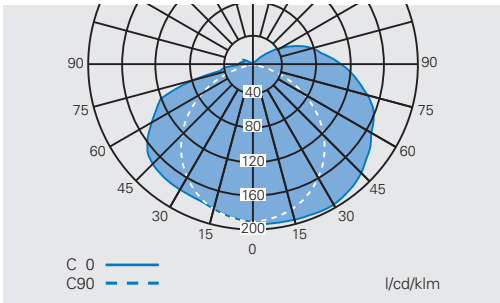
nLLM 08...



Polar curve nLLK 08058/58



Polar curve nLLK/M 08018/18 V-CG-S / nLLK/M 08036/36 V-CG-S



Dimensions in mm

2.12

Technical data

nLLK 08018/18 (2 x 18 W) / nLLK 08036 (1 x 36 W) / nLLK 08036/36 (2 x 36 W)



Technical data

	nLLK 08018/18 (2 x 18 W)	nLLK 08036 (1 x 36 W) / nLLK 08036/36 (2 x 36 W)
Type Examination Certificate	BVS 09 ATEX E 147	BVS 09 ATEX E 147
EC-Type Examination Certificate	BVS 09 ATEX E 162	BVS 09 ATEX E 162
IECEX Certificate of Conformity	IECEX BVS 11.0065 IECEX BVS 12.0069	IECEX BVS 11.0065 IECEX BVS 12.0069
Marking accd. to 94/9/EC	⊕ II 3 G Ex nA e IIC T4 Gc ⊕ II 2 D Ex tb IIIC T80 °C Db	⊕ II 3 G Ex nA e IIC T4 Gc ⊕ II 2 D Ex tb IIIC T80 °C Db
Marking accd. to IECEx	Ex nA e IIC T4 Gc Ex tb IIIC T80°C Db	Ex nA e IIC T4 Gc Ex tb IIIC T80°C Db
Permissible ambient temperature	-25 °C up to +55 °C	-25 °C up to +55 °C
IK-class according to EN 50102	IK 10 Δ 20 J	IK 10 Δ 20 J
Rated voltage	220 - 240 V AC 220 - 240 V DC	220 - 240 V AC 220 - 240 V DC
Rated current	0.16 A	0.16 A / 0.34 A
Frequency	50 - 60 Hz	50 - 60 Hz
Power factor cos ϕ	≥ 0.95	≥ 0.95
Circuit	EVG	EVG
Protection class	I	I
Lamp / Illuminant	2 x T26 / 18 W (T8)	1 x T26 / 36 W (T8) / 2 x T26 / 36 W (T8)
Rated luminous flux	2700 lm ¹⁾	3350 lm ¹⁾ / 6700 lm ¹⁾
Lamp cap	G13 accd. to IEC 60061-1	G13 accd. to IEC 60061-1
Light output ratio	78 %	86 % / 78 %
Dimensions (L x W x H)	760 x 188 x 130 mm	1360 x 188 x 130 mm
Connecting terminals	L1, N, PE (optional L1, L2, L3, N, PE) max. 2 x 2.5 mm ² , cage clamp; optional screw terminal max. 2 x 6 mm ² single wire (L1, L2, L3, L, N, PE)	L1, N, PE (optional L1, L2, L3, N, PE) max. 2 x 2.5 mm ² , cage clamp; optional screw terminal max. 2 x 6 mm ² single wire (L1, L2, L3, L, N, PE)
Enclosure colour	RAL 7035 light grey	RAL 7035 light grey
Enclosure material	glass-fibre reinforced polyester	glass-fibre reinforced polyester
Weight	3.6 kg	5.6 kg / 5.8 kg
Cable glands / gland plates / enclosure drilling	Ex-e cable glands M25 x 1.5 (plastic), option: M20 x 1.5 metal thread ²⁾	Ex-e cable glands M25 x 1.5 (plastic), option: M20 x 1.5 metal thread ²⁾
Degree of protection accd. to EN 60529	IP66	IP66
Protective cover / protective bowl	Polycarbonate	Polycarbonate

¹⁾ depends on used lamps²⁾ with dustcover if entry/thread is not closed



Technical data

nLLK 08058 (1 x 58 W) / nLLK 08058/58 (2 x 58 W)

Type Examination Certificate	BVS 09 ATEX E 147
EC-Type Examination Certificate	BVS 09 ATEX E 162
IECEX Certificate of Conformity	IECEX BVS 11.0065 IECEX BVS 12.0069
Marking accd. to 94/9/EC	⊕ II 3 G Ex nA e IIC T4 Gc ⊕ II 2 D Ex tb IIIC T80 °C Db
Marking accd. to IECEx	Ex nA e IIC T4 Gc Ex tb IIIC T80 °C Db
Permissible ambient temperature	-25 °C up to +50 °C / -25 °C up to +45 °C
IK-class according to EN 50102	IK 10 ± 20 J
Rated voltage	220 - 240 V AC 220 - 240 V DC
Rated current	0.27 A / 0.53 A
Frequency	50 - 60 Hz
Power factor cos φ	≥ 0.95
Circuit	EVG
Protection class	I
Lamp / Illuminant	1 x T26 / 58 W (T8) / 2 x T26 / 58 W (T8)
Rated luminous flux	5200 lm ¹⁾ / 10400 lm ¹⁾
Lamp cap	G13 accd. to IEC 60061-1
Light output ratio	83 % / 72 %
Dimensions (L x W x H)	1660 x 188 x 130 mm
Connecting terminals	L1, N, PE (optional L1, L2, L3, N, PE) max. 2 x 2.5 mm ² , cage clamp; optional screw terminal max. 2 x 6 mm ² single wire (L1, L2, L3, L, N, PE)
Enclosure colour	RAL 7035 light grey
Enclosure material	glass-fibre reinforced polyester
Weight	6.7 kg / 6.9 kg
Cable glands / gland plates / enclosure drilling	Ex-e cable glands M25 x 1.5 (plastic), option: M20 x 1.5 metal thread ²⁾
Degree of protection accd. to EN 60529	IP66
Protective cover / protective bowl	Polycarbonate

¹⁾ depends on used lamps

²⁾ with dustcover if entry/thread is not closed

2.12

Technical data

nLLK08018/18 V-CG-S / nLLK08036/36 V-CG-S / nLLK08058/58 V-CG-S



Technical data

	nLLK 08018/18 V-CG-S (2 x 18 W)	nLLK 08036/36 V-CG-S (2 x 36 W) / nLLK 08058/58 V-CG-S (2 x 58 W)
Type Examination Certificate	BVS 09 ATEX E 147	BVS 09 ATEX E 147
EC-Type Examination Certificate	BVS 09 ATEX E 162	BVS 09 ATEX E 162
IECEX Certificate of Conformity	IECEX BVS 11.0065 IECEX BVS 12.0069	IECEX BVS 11.0065 IECEX BVS 12.0069
Marking accd. to 94/9/EC	⊕ II 3 G Ex nA e IIC T4 Gc ⊕ II 2 D Ex tb IIIC T80 °C Db	⊕ II 3 G Ex nA e IIC T4 Gc ⊕ II 2 D Ex tb IIIC T80 °C Db
Marking accd. to IECEx	Ex nA e IIC T4 Gc Ex tb IIIC T80°C Db	Ex nA e IIC T4 Gc Ex tb IIIC T80°C Db
Permissible ambient temperature	-25 °C up to +50 °C	-25 °C up to +50 °C (2 x 36 W)/ -25 °C up to +45 °C (2 x 58 W) -25 °C up to +40 °C (2 x 58 W with through-wiring)
IK-class according to EN 50102	IK 10 Δ 20 J	IK 10 Δ 20 J
Rated voltage	220 - 254 V AC 195 - 250 V DC	220 - 254 V AC 195 - 250 V DC
Rated current	0.19 A	0.35 A / 0.54 A
Frequency	50 - 60 Hz	50 - 60 Hz
Power factor cos ϕ	≥ 0.95	≥ 0.95
Circuit	EVG/V-CG-S	EVG/V-CG-S
Protection class	I	I
Lamp / Illuminant	2 x T26 / 18 W (T8)	2 x T26 / 36 W (T8) / 2 x T26 / 58 W (T8)
Rated luminous flux	2700 lm ¹⁾	6700 lm ¹⁾ / 10400 lm ¹⁾
Lamp cap	G13 accd. to IEC 60061-1	G13 accd. to IEC 60061-1
Light output ratio	78 %	78 % / 72 %
Luminous flux in emergency operation	1350 lm ¹⁾	3350 lm ¹⁾ / 5200 lm ¹⁾
Dimensions (L x W x H)	760 x 188 x 130 mm	1360 x 188 x 130 mm / 1660 x 188 x 130 mm
Connecting terminals	L1, L2, L3, N, PE screw-type terminals max. 2 x 6 mm ² , single wire	L1, L2, L3, N, PE screw-type terminals max. 2 x 6 mm ² , single wire
Enclosure colour	RAL 7035 light grey	RAL 7035 light grey
Enclosure material	glass-fibre reinforced polyester	glass-fibre reinforced polyester
Weight	5.6 kg	7.2 kg / 8.9 kg
Cable glands / gland plates / enclosure drilling	Ex-e cable glands M25 x 1.5 (plastic), option: M20 x 1.5 metal thread ²⁾	Ex-e cable glands M25 x 1.5 (plastic), option: M20 x 1.5 metal thread ²⁾
Degree of protection accd. to EN 60529	IP66	IP66
Protective cover / protective bowl	Polycarbonate	Polycarbonate

¹⁾ depends on used lamps²⁾ with dustcover if entry/thread is not closed



2

Technical data

	nLLK 98 2217 (2 x 17 W)	nLLK 98 4232 (2 x 32 W)
Marking accd. to CEC 018	Ex nA II T4 Class II Div. 1 Gr. E, F and G	Ex nA II T4 Class II Div. 1 Gr. E, F and G
Marking accd. to NEC 500/505	Class I, Zone 2, AEx nA II T4 Class II, Division 2, Groups F and G	Class I, Zone 2, AEx nA II T4 Class II, Division 2, Groups F and G
Certificate of Compliance	CSA 10.2325079	CSA 10.2325079
Permissible ambient temperature	-25 °C up to +40 °C	-25 °C up to +40 °C
Rated voltage	120 - 277 V AC option: 347 V AC	120 - 277 V AC option: 347 V AC
Rated current	0.21 A / 0.12 A	0.34 A / 0.17 A
Frequency	60 Hz	60 Hz
Power factor cos φ	≥ 0.95	≥ 0.95
Circuit	EVG	EVG
Protection class	I	I
Lamp / Illuminant	2 x F17 T8	2 x F32 T8
Rated luminous flux	2600 lm ¹⁾	6600 lm ¹⁾
Lamp cap	G13 accd. to IEC 60061-1	G13 accd. to IEC 60061-1
Light output ratio	78%	78%
Dimensions (L x W x H)	760 x 188 x 130 mm	1360 x 188 x 130 mm
Connecting terminals	L1, L2, L3, L, N, PE screw-type terminals max. 2 x 6 mm ² single wire	L1, L2, L3, L, N, PE screw-type terminals max. 2 x 6 mm ² single wire
Enclosure colour	RAL 7035 light grey	RAL 7035 light grey
Enclosure material	glass-fibre reinforced polyester	glass-fibre reinforced polyester
Weight	3.8 kg	6 kg
Cable glands / gland plates / enclosure drilling	3/4" NPT metal thread with dustcover	3/4" NPT metal thread with dustcover
Degree of protection accd. to EN 60529	IP65	IP65
Protective cover / protective bowl	Polycarbonate	Polycarbonate

¹⁾ depends on used lamps





SCATTERGOOD & JOHNSON LTD

ELECTRICAL ENGINEERING & FLUID CONTROL DISTRIBUTORS

Est.1899

At Scattergood & Johnson Ltd, we pride ourselves on being a technical distributor to specialist industries.

Working with a range of quality product suppliers across a number of specialist markets, we are not your average 'box shifter' - we are your technical and supply chain partner.

We fully support every product we sell - for free! Our internal team and external sales engineers can answer any product or application question, no matter the complexity.

Backing up this technical ability is a range of 50,000+ products available from stock for nationwide next day delivery (same day if required!), or you can collect what you need from any of our trade counters around the UK.

Select your specialist interest below to learn more about how we can help.



Online, In Branch and On the Road - Scattergood & Johnson Ltd, there when you need us.

www.scatts.co.uk