

**Ex-key-operated switch for panel mounting****Key-operated switch****4 Technical data****Key-operated switch Type 418 8195**

	Complete certificate <sup>1)</sup>	Component certificate
Marking accd. to 2014/34/EU	II 2 G Ex de IIC T6	II 2 G Ex de IIC/IIB Gb I M2 Ex de I Mb
EC-Type Examination Certificate	PTB 99 ATEX 1034	IBExU 14 ATEX 1030 U
IECEX Certificate of Conformity		IECEX IBE 14.0005 U
Marking accd. to IECEx		Ex de IIC/IIB Gb Ex de I Mb
Operating temperature range	-55 °C up to +80 °C	-45 °C up to +80 °C (IIC) -60 °C up to +80 °C (IIB)
Permissible ambient temperature	-25 °C up to +50 °C	
Application temperature <sup>2)</sup>		-45 °C up to +55 °C (IIC) -60 °C up to +55 °C (IIB)
Rated voltage	400 V AC	500 V AC
Rated current	16 A	16 A
Rated current with gold contact points	0.4 A	0.4 A
Rated making-/rated breaking capacity accd. EN 60947-5-1	AC-15: U <sub>e</sub> 250 V / I <sub>e</sub> 6 A U <sub>e</sub> 400 V / I <sub>e</sub> 4 A DC-13: U <sub>e</sub> 24 V / I <sub>e</sub> 6 A U <sub>e</sub> 220 V / I <sub>e</sub> 1 A	AC-15: U <sub>e</sub> 250 V / I <sub>e</sub> 6 A U <sub>e</sub> 500 V / I <sub>e</sub> 4 A DC-13: U <sub>e</sub> 24 V / I <sub>e</sub> 6 A U <sub>e</sub> 220 V / I <sub>e</sub> 1 A
Connecting terminals	2 x 2.5 mm <sup>2</sup>	2 x 2.5 mm <sup>2</sup>
Degree of protection accd. to EN 60529	IP66 <sup>1)</sup>	IP00
Dimensions (L x W x H)	approx. 188 x 38 x 67 mm	approx. 139 x 38 x 57 mm
Weight	0.30kg	0.25 kg
Cable gland	M25x1.5 Ø 6 - 15 mm	--
Type of mounting	Ø 30.3 mm fixing hole	Ø 30.3 mm fixing hole
Enclosure colour	grey	grey
Gasket material	Neoprene (standard), Fluoric Silicone or Viton on request	

<sup>1)</sup> with protective cover IP66<sup>2)</sup> The limits of the operating temperature range and the max. permissible temperature rise of the components have to be taken into account. See also pages 2.4.34/35.

**Ex-key-operated switch for panel mounting**



**Key-operated switch**

**Ordering code for components A - B - C1 - (C2)**

**Code**            **A**            **B**            **C**  
**Order No.**        **GHG 418 8195 R5** \_    \_

Code	Component	Code	
A	Key-operated switch	GHG 418 8195	
Code	Circuit	Contacts	Code
			<b>silver contact points</b> <b>gold contact points</b>
B	2 NC		4                            7
	2 NO		5                            8
Code	Inscription	Code	
C	1 - 0 - II	07	
	Fern - 0 - Ort	08	
	Hand - 0 - Auto	09	

**Example for order No.**

Switching mechanism	Contact-system	Label	Order No.		
			A	C	D
<b>Key-operated switch, without protective cover</b>					
4		1 0 II	<b>GHG 418 8195 R 5 4</b>	<b>07</b>	
4		FERN 0 ORT	<b>GHG 418 8195 R 5 4</b>	<b>08</b>	
4		HAND 0 AUTO	<b>GHG 418 8195 R 5 4</b>	<b>09</b>	
5		1 0 II	<b>GHG 418 8195 R 5 5</b>	<b>07</b>	
5		FERN 0 ORT	<b>GHG 418 8195 R 5 5</b>	<b>08</b>	
5		HAND 0 AUTO	<b>GHG 418 8195 R 5 5</b>	<b>09</b>	

Switch can be locked in all positions and key can be removed in all positions

**Key-operated switch with gold contact points, without protective cover**

4		1 0 II	<b>GHG 418 8195 R 5 7</b>	<b>07</b>	
4		FERN 0 ORT	<b>GHG 418 8195 R 5 7</b>	<b>08</b>	
4		HAND 0 AUTO	<b>GHG 418 8195 R 5 7</b>	<b>09</b>	
5		1 0 II	<b>GHG 418 8195 R 5 8</b>	<b>07</b>	
5		FERN 0 ORT	<b>GHG 418 8195 R 5 8</b>	<b>08</b>	
5		HAND 0 AUTO	<b>GHG 418 8195 R 5 8</b>	<b>09</b>	

**Accessories**

Type	OU	Order No.
Protective cover to meet IP66	5	<b>GHG 410 1939 R0002</b>

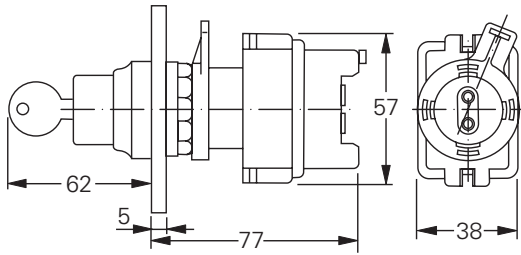
Please pay attention that only order units (OU) according to the ordering details can be delivered.

**Ex-key-operated switch for panel mounting**

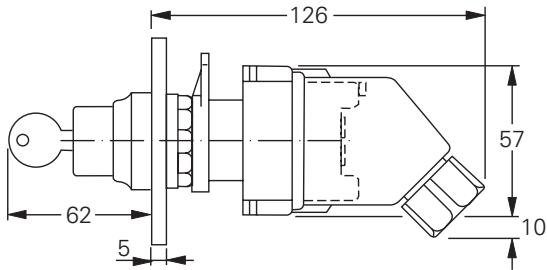


**Key-operated switch**

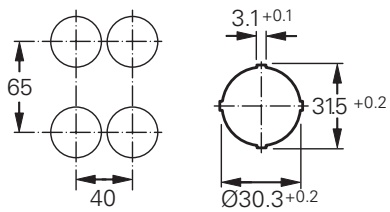
**4 Dimension drawing**



**Key-operated switch without protective cover**



**Key-operated switch with protective cover**



**Minimum distances**

Dimensions in mm



# SCATTERGOOD & JOHNSON LTD

ELECTRICAL ENGINEERING & FLUID CONTROL DISTRIBUTORS

Est.1899

At Scattergood & Johnson Ltd, we pride ourselves on being a technical distributor to specialist industries.

Working with a range of quality product suppliers across a number of specialist markets, we are not your average 'box shifter' - we are your technical and supply chain partner.

We fully support every product we sell - for free! Our internal team and external sales engineers can answer any product or application question, no matter the complexity.

Backing up this technical ability is a range of 50,000+ products available from stock for nationwide next day delivery (same day if required!), or you can collect what you need from any of our trade counters around the UK.

Select your specialist interest below to learn more about how we can help.



Online, In Branch and On the Road - Scattergood & Johnson Ltd, there when you need us.

# [www.scatts.co.uk](http://www.scatts.co.uk)