




Series 200 · 240 · 250 E2 medium

For new constructions:
Series "E2/1000"
2400/2500 ▶ page 5.84

igus® E-ChainSystems®

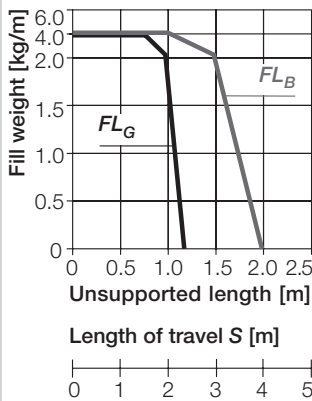


- ① Double stop dog for long unsupported length
- ② Snap-open, hinged to left or right, accessible from the top
- ③ Integrated strain relief possible
- ④ Large pins for long service life
- ⑤ Lateral glide surfaces for side-mounted operation
- ⑥ Tapered insertion point for easy assembly
- ⑦ Cable-friendly, smooth interior with modular interior separation
- ⑧ Dirt-repellent, contoured exterior
- ⑨ Series 240 snap-open along inner radius can be combined with Series 250 snap-open along outer radius



Phone +49- (0) 22 03-96 49-800
Fax +49- (0) 22 03-96 49-222

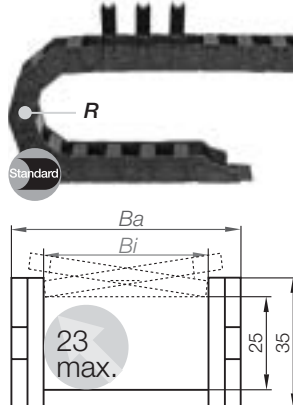
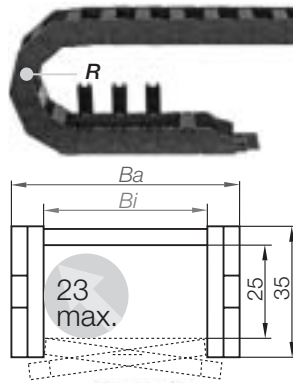
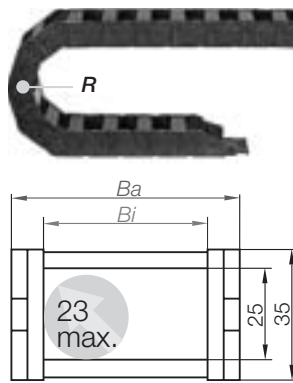
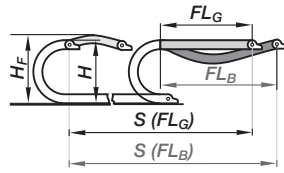
igus® GmbH
51147 Cologne



Unsupported length

FL_G = with straight upper run

FL_B = with permitted sag



Series 200 - non snap-open

Part No.	Bi [mm]	Ba [mm]	R [mm] Bending Radii
200.02.□.0	25	41	055 075 100
200.03.□.0	38	54	125 150 175
200.05.□.0	57	73	200 225 250
200.07.□.0	77	93	Radii for all widths!
200.09.□.0	90	106	
200.10.□.0	103	119	
200.12.□.0	125	141	

Supplement Part No. with required radius. Example: 200.10. 100.0
Bending radii listed above can be combined with every chain width!

Series 240 - snap-open along inner radius

Part No.	Bi [mm]	Ba [mm]	R [mm] Bending Radii
240.02.□.0	25	41	055 075 100
240.03.□.0	38	54	125 150 175
240.05.□.0	57	73	200 225 250
240.07.□.0	77	93	Radii for all widths!
240.09.□.0	90	106	
240.10.□.0	103	119	
240.12.□.0	125	141	

Supplement Part No. with required radius. Example: 240.10. 100.0
Bending radii listed above can be combined with every chain width!

Series 250 - snap-open along outer radius

Part No.	Bi [mm]	Ba [mm]	R [mm] Bending Radii
250.02.□.0	25	41	055 075 100
250.03.□.0	38	54	125 150 175
250.05.□.0	57	73	200 225 250
250.07.□.0	77	93	Radii for all widths!
250.09.□.0	90	106	
250.10.□.0	103	119	
250.12.□.0	125	141	

Supplement Part No. with required radius. Example: 250.10. 100.0
Bending radii listed above can be combined with every chain width!

Part No. structure



250. 10. 100.0

- Color black
- Bending radius
- Width
- Series



Order example 2,0 m complete E-Chain®

(Indicate chain-lengths or number of links)

2,0 m (44 links) **Series 250.10.100.0**

+ 2 separators **211** assembled each 2nd link

+ 1 set mounting brackets + tie-wrap plates **2100.34PZB**

Series 200 · 240 · 250 E2 medium



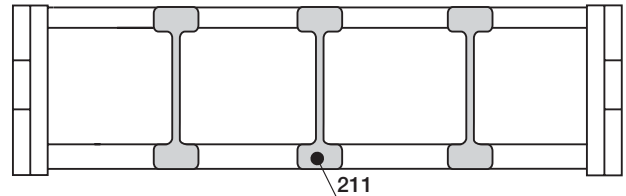
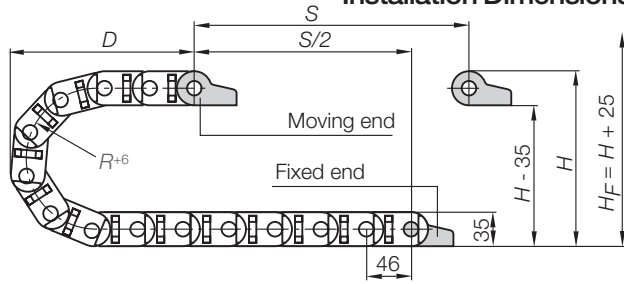
200
240
250
E2 medium

Pitch = 46 mm Links per m = 22 Chain length = $S/2 + K$

R	055	075	100	125	150	175	200	225	250
H ⁺⁴	145	185	235	285	335	385	435	485	535
D	125	150	170	195	220	245	270	295	320
K	276	346	414	496	578	660	742	814	920

The required clearance height is $H_F = H + 25$ mm (with 1,5 kg/m fill weight). Please consult igus® if space is particularly restricted.

Installation Dimensions



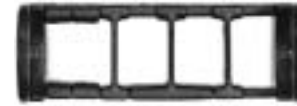
Vertical Separator

unassembled	201
assembled	211



Interior Separation

(the complete range ▶ 5.84)

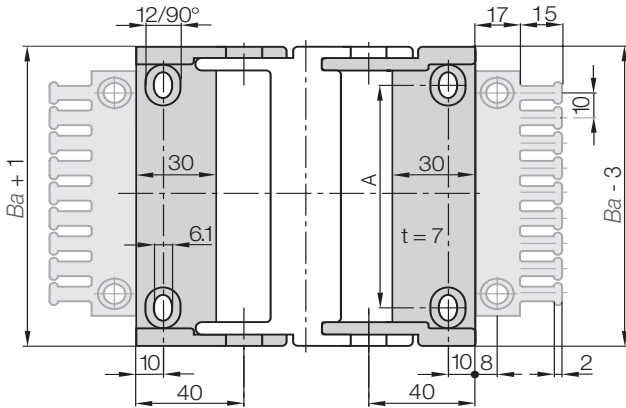


2...3PZ(B)

Moving end

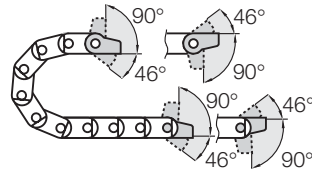
2...4PZ(B)

Fixed end




Moving end (with bore)

2...3PZ(B)



2...4PZ(B)
Fixed end (with pin)

Mounting Brackets

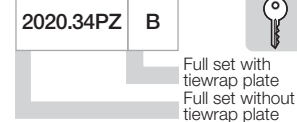


Polymer pivoting, with or without strain relief tiwrap plates

For E-Chain®	Part No. full set with tiwrap plate	Part No. with tiwrap plate + 10 cable tiwraps	Part No. full set without tiwrap plate	Dimension A [mm]
200/240/250.02. ▶	2020.34PZB	2020.34PZBK1	2020.34PZ	12
200/240/250.03. ▶	2030.34PZB	2030.34PZBK1	2030.34PZ	25
200/240/250.05. ▶	2050.34PZB	2050.34PZBK1	2050.34PZ	44
200/240/250.07. ▶	2070.34PZB	2070.34PZBK1	2070.34PZ	64
200/240/250.09. ▶	2090.34PZB	2090.34PZBK1	2090.34PZ	77
200/240/250.10. ▶	2100.34PZB	2100.34PZBK1	2100.34PZ	90
200/240/250.12. ▶	2125.34PZB	2125.34PZBK1	2125.34PZ	112

Tiwrap plates are possible at the moving end and/or the fixed end!

Part No. structure



Full set, for both ends:

2020. 34 PZB (+ tiwrap plates)

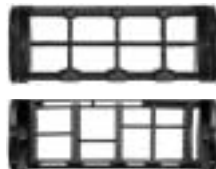
Single-part order:

2020. 3 PZB (+ tiwrap plates)

Mounting bracket with bore

2020. 4 PZB (+ tiwrap plates)

Mounting bracket with pin



Interior separation with full-width shelves and shelves possible



Polymer mounting bracket, locking



KMA mounting bracket available with C-profile



Steel mounting bracket available

Additional Features

For more features ▶ see link below



E2 medium classic
Inner height: 25 mm

Phone +49- (0) 22 03-96 49-800
Fax +49- (0) 22 03-96 49-222



▶ chapter 10



▶ chapter 9



SCATTERGOOD & JOHNSON LTD

ELECTRICAL ENGINEERING & FLUID CONTROL DISTRIBUTORS

Est.1899

At Scattergood & Johnson Ltd, we pride ourselves on being a technical distributor to specialist industries.

Working with a range of quality product suppliers across a number of specialist markets, we are not your average 'box shifter' - we are your technical and supply chain partner.

We fully support every product we sell - for free! Our internal team and external sales engineers can answer any product or application question, no matter the complexity.

Backing up this technical ability is a range of 50,000+ products available from stock for nationwide next day delivery (same day if required!), or you can collect what you need from any of our trade counters around the UK.

Select your specialist interest below to learn more about how we can help.



Online, In Branch and On the Road - Scattergood & Johnson Ltd, there when you need us.

www.scatts.co.uk