



2400
2500

E2/000 | e-chains® 2400·2500 | Product range

Allrounder, high strength



e-chains® | 2400 snap-open along inner radius from both sides

e-chains® | 2500 snap-open along outer radius from both sides | Standard

e-chains® snap-open along the inner radius	e-chains® snap-open along the outer radius	Standard	<i>Bi</i> [mm]	<i>Ba</i> [mm]	<i>R</i> Bend radii [mm]	2400 [kg/m]	2500 [kg/m]
2400. 02 .R.0	2500. 02 .R.0 ¹⁾		25	41	055 075 100 125 150 175 200 225 250	≈ 0,77	≈ 0,77
2400. 03 .R.0	2500. 03 .R.0 ¹⁾		38	54	055 075 100 125 150 175 200 225 250	≈ 0,83	≈ 0,83
2400. 05 .R.0	2500. 05 .R.0 ¹⁾		57	73	055 075 100 125 150 175 200 225 250	≈ 0,91	≈ 0,91
2400. 07 .R.0	2500. 07 .R.0 ¹⁾		77	93	055 075 100 125 150 175 200 225 250	≈ 1,01	≈ 1,01
2400. 09 .R.0	2500. 09 .R.0 ¹⁾		89	105	055 075 100 125 150 175 200 225 250	≈ 1,08	≈ 1,08
2400. 10 .R.0	2500. 10 .R.0 ¹⁾		103	119	055 075 100 125 150 175 200 225 250	≈ 1,15	≈ 1,15
2400. 12 .R.0	2500. 12 .R.0 ¹⁾		125	141	055 075 100 125 150 175 200 225 250	≈ 1,22	≈ 1,22

1) ⚠ ESD/ATEX version available from stock

Half e-tubes, series 2450 and full e-tube series 2480 ► from page 292

Non snap-open e-chains® E2 medium classics, series 200 ► www.igus.eu/200

Supplement Part No. with required radius (*R*). Example: 2500.03.100.0



ESD/ATEX permanently conductive e-chains® - 2500 several widths with delivery from stock: inner widths *Bi* 25 - 125, radii *R* 055 - 175. Full ESD product range ► www.igus.eu/ESD

Open e-chains® in a flash with the igus® e-chain® opener

Reduce assembly time from 33 to 2 sec. with the igus® e-chain® opener. Open a long piece of e-chain® in one go. Part No. 908.254.2400 for series 2400/2500. For widths *Bi* [mm]: 05, 07, 09

More information ► www.igus.eu/savetime





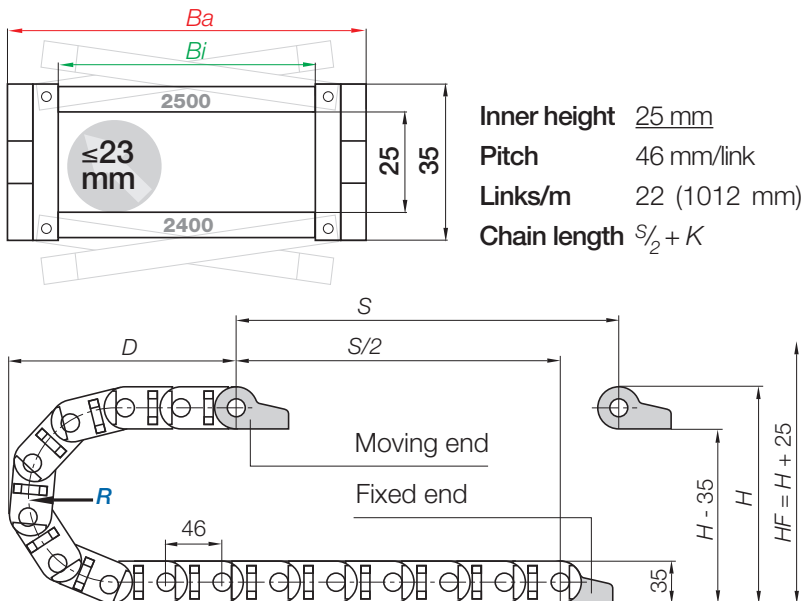
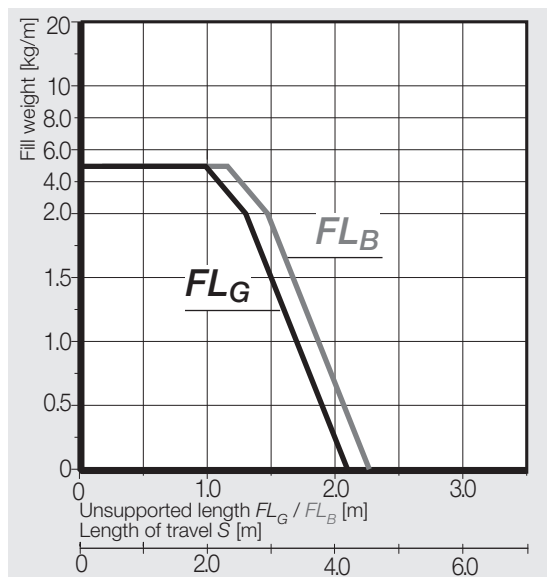
▶ 656



▶ 700

2400
2500

Unsupported applications | Short travels



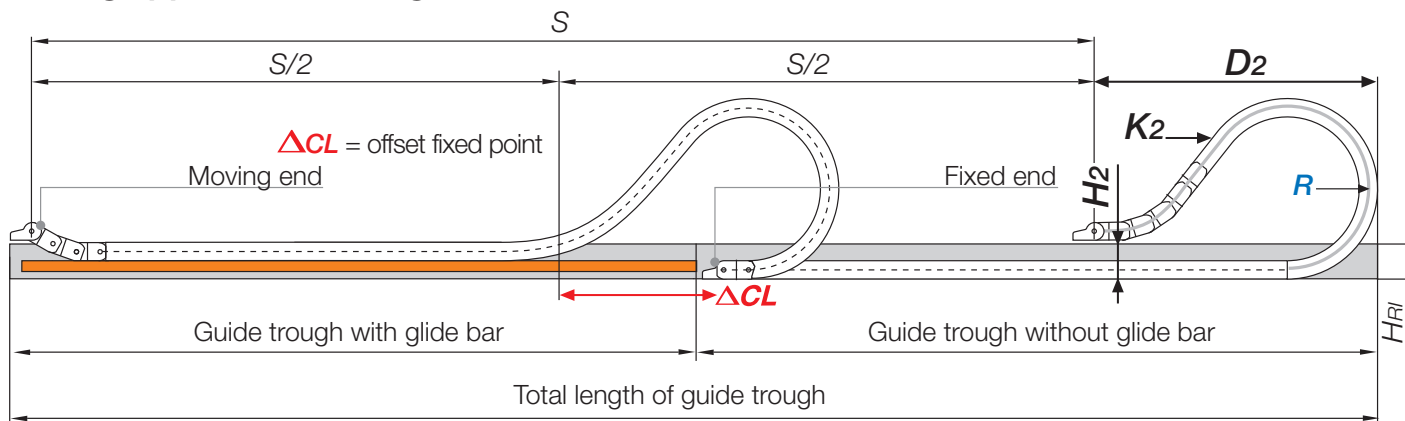
Inner height 25 mm
Pitch 46 mm/link
Links/m 22 (1012 mm)
Chain length $\frac{S}{2} + K$

R	055	075	100	125	150	175	200	225	250
H	145	185	235	285	335	385	435	485	535
D	142	162	187	212	237	262	287	312	337
K	265	330	410	485	565	645	725	800	880

The required clearance height: $H_F = H + 25$ mm (with 1,5 kg/m fill weight)

Before using series 2400 on long travels please consult igus®.

Gliding applications | Long travels from 10 m to max. 100 m



Note: for long travel (gliding) applications, please consult igus®.

For long travels, igus® specifies series **2500** that snaps open along the outer radius.

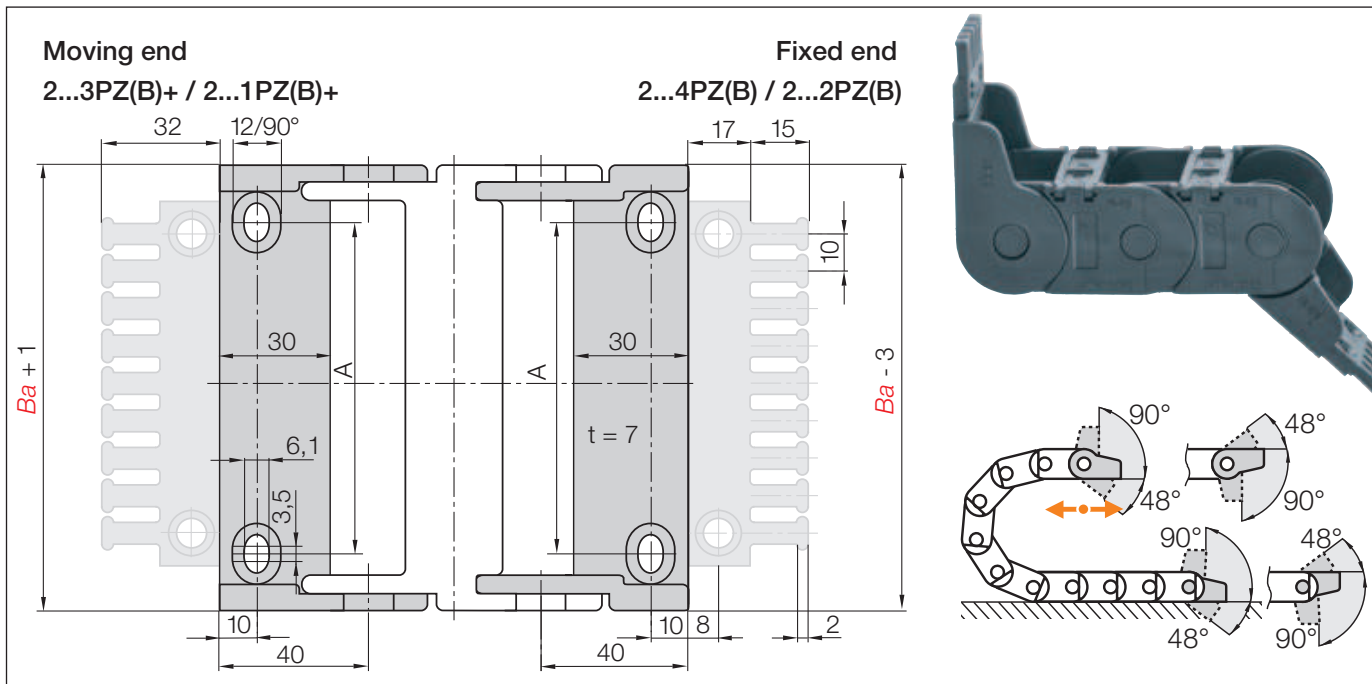
In case of travels between 4 and 10 m we recommend a longer unsupported length. Chain length $\frac{S}{2} + K_2$

R	055	075	100	125	150	175	200	225	250
H ₂	110	150	100	100	100	100	100	100	100
D ₂ ⁺²⁵	142	162	380	440	590	755	950	1040	1130
K ₂	265	330	644	736	1012	1242	1472	1610	1794
ΔCL	-	-	204	244	364	504	674	754	804

Before using series 2400 on long travels please consult igus®.

E2/000 | e-chains® 2400·2500 | Accessories

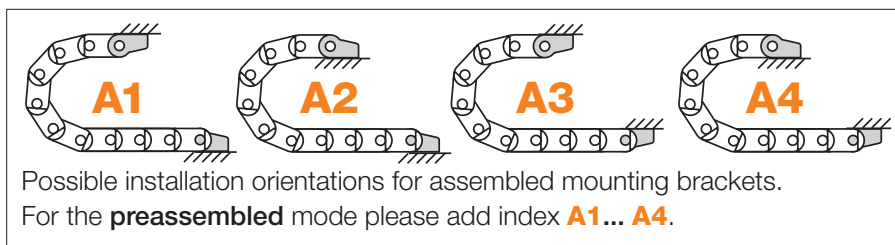
Mounting brackets, polymer | Pivoting | Locking



Polymer pivoting | Recommended for unsupported and gliding applications | **Standard Polymer locking** | Recommended for vertical hanging and standing applications

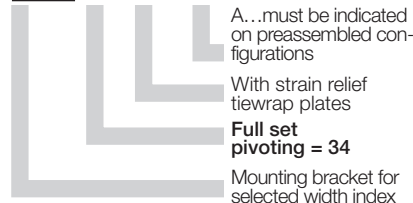
Width Index	Standard	Part No. full set pivoting		Part No. full set locking		A [mm]	Number of teeth
		with tiewrap plates	without tiewrap plates	with tiewrap plates	without tiewrap plates		
.02.	▶	2020.34PZB+	2020.34PZ+	2020.12PZB+	2020.12PZ+	12	3
.03.	▶	2030.34PZB+	2030.34PZ+	2030.12PZB+	2030.12PZ+	25	4
.05.	▶	2050.34PZB+	2050.34PZ+	2050.12PZB+	2050.12PZ+	44	6
.07.	▶	2070.34PZB+	2070.34PZ+	2070.12PZB+	2070.12PZ+	64	8
.09.	▶	2090.34PZB+	2090.34PZ+	2090.12PZB+	2090.12PZ+	77	9
.10.	▶	2100.34PZB+	2100.34PZ+	2100.12PZB+	2100.12PZ+	90	10
.12.	▶	2125.34PZB+	2125.34PZ+	2125.12PZB+	2125.12PZ+	112	12

Full set with tiewrap plate + 10 cable tiewraps, please add index **K1+** ▶ e.g. 2020.34PZBK1+



Part No. structure

2020. 34 PZB+ A1

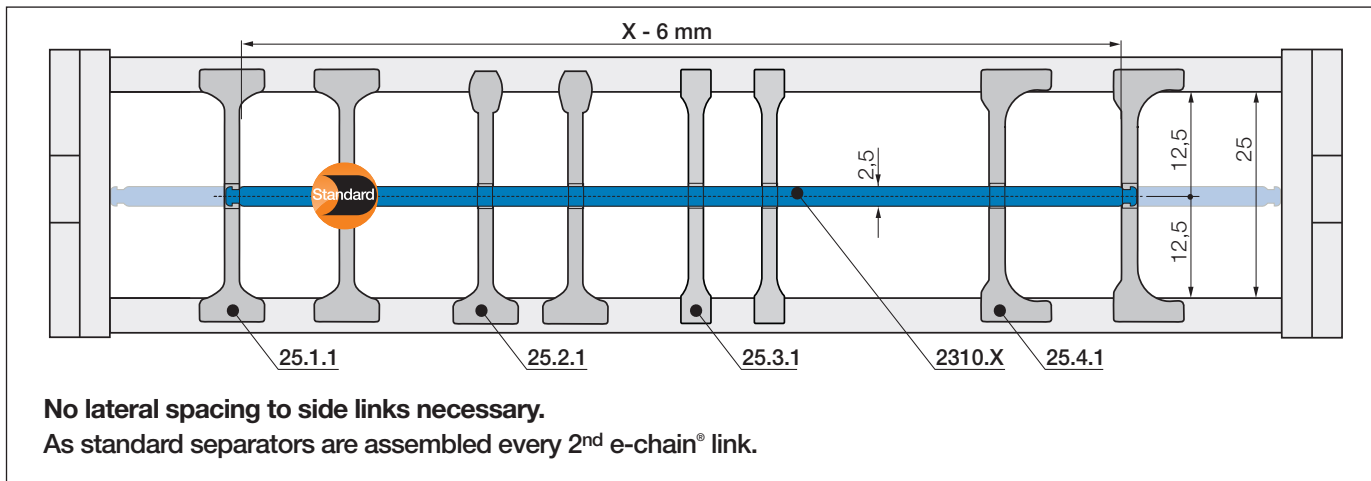



Strain relief e.g. clamps, tiewrap plates, nuggets and plug-in clips are available from stock. The complete chainfix range with order options ▶ from page 656

E2/000 | e-chains® 2400·2500 | Accessories

Interior separation | New generation

Previous interior separation with optional elements ► www.igus.eu/2400 ► www.igus.eu/2500





Standard separator, wide base

unassembled	25.1
assembled	25.1.1

Standard - for any application

Separator with a wide base for maximum holding strength in the e-chain®.




Separator, narrow head

unassembled	25.2
assembled	25.2.1

For even faster installation

Wide on one side for high holding strength, narrow on opposite side for easy cable fitting.




Separator, narrow base

unassembled	25.3
assembled	25.3.1

For thin cables

Separator with a narrow base for a large number of thin cables side by side. Saves space in e-chains®.




Separator, asymmetrical

unassembled	25.4
assembled	25.4.1

For side-mounted applications

Asymmetrical separator, for defined distance. No additional spacers required.



Full-width shelf, lockable

unassembled	2300.X
assembled	2310.X

Horizontal separation

Full-width shelf locks securely into separators at both ends, giving a fixed width. Separators can be moved freely over the shelf in horizontal direction. Can be fitted at one height.

Lockable full-width shelves



Width X [mm]	unassembled	assembled	Width X [mm]	unassembled	assembled	Width X [mm]	unassembled	assembled
015	2300.015	2310.015	060	2300.060	2310.060	087	2300.087	2310.087
025	2300.025	2310.025	062	2300.062	2310.062	090	2300.090	2310.090
030	2300.030	2310.030	065	2300.065	2310.065	100	2300.100	2310.100
038	2300.038	2310.038	070	2300.070	2310.070	103	2300.103	2310.103
040	2300.040	2310.040	075	2300.075	2310.075	110	2300.110	2310.110
050	2300.050	2310.050	077	2300.077	2310.077	120	2300.120	2310.120
057	2300.057	2310.057	080	2300.080	2310.080	125	2300.125	2310.125

e-chains® 2400·2500 | Further accessories

Extender crossbars

Extender crossbars - large increase of the interior space for the smooth guiding of larger hoses.
Suitable for hoses with an outer diameter of max. 36 mm.

Extender crossbars for e-chains® snap-open along the inner radius	Extender crossbars for e-chains® snap-open along the outer radius	<i>Bi</i> [mm]	<i>Ba</i> [mm]	<i>R</i> Bend radii [mm]
2400.05 D36.R.0	2500.05 D36.R.0	57	73	055* 075 100 125 150 175 200 225 250
2400.10 D36.R.0	2500.10 D36.R.0	103	119	055* 075 100 125 150 175 200 225 250

*Radius 055 only possible with e-chains® series 2500

Supplement Part No. with required radius (*R*). Example: 2500.05D36.100.0

Interior separation for extender crossbars

Standard separator, wide base
 unassembled 25/41.1
 assembled 25/41.1.1

Standard separator, wide base

For maximum holding strength and safe standing. In standard configuration separators are assembled every 2nd link.

Full-width shelf, lockable
 unassembled 2300.X
 assembled 2310.X

Horizontal separation

Full-width shelf locks securely into separators at both ends, giving a fixed width. Separators can be moved freely over the shelf in horizontal direction. Can be fitted at 3 different heights.

Separator with integrated strain relief

Strain relief separator Part No. 2020.Z can be integrated into the mounting bracket and can be placed at any point of the e-chain®. It combines strain relief and interior separation, it can be installed on the first or last e-chain® link and is easy to assemble without any screws. **More information ► from page 676**



Optional: support tray kit - for support of the lower run

- Simple one-piece support trays according to your requirements and specification
 - Easy installation onto your machine, on profiles or wall-mount brackets
 - igus® support tray - available in 2 types and 4 options
- More information ► from page 740**





SCATTERGOOD & JOHNSON LTD

ELECTRICAL ENGINEERING & FLUID CONTROL DISTRIBUTORS

Est.1899

At Scattergood & Johnson Ltd, we pride ourselves on being a technical distributor to specialist industries.

Working with a range of quality product suppliers across a number of specialist markets, we are not your average 'box shifter' - we are your technical and supply chain partner.

We fully support every product we sell - for free! Our internal team and external sales engineers can answer any product or application question, no matter the complexity.

Backing up this technical ability is a range of 50,000+ products available from stock for nationwide next day delivery (same day if required!), or you can collect what you need from any of our trade counters around the UK.

Select your specialist interest below to learn more about how we can help.



Online, In Branch and On the Road - Scattergood & Johnson Ltd, there when you need us.

www.scatts.co.uk