

Certificate Number
Baseefa04ATEX0220



Issued 2 July 2004
Page 1 of 3

1 **EC - TYPE EXAMINATION CERTIFICATE**

2 **Equipment or Protective System Intended for use in Potentially Explosive Atmospheres
Directive 94/9/EC**

3 EC - Type Examination Certificate Number: **Baseefa04ATEX0220**

4 Equipment or Protective System: **The Protecta III Range of Luminaires**

5 Manufacturer: **Chalmit Lighting**

6 Address: **388 Hillington Road, Glasgow, G52 4BL**

7 This equipment or protective system and any acceptable variation thereto is specified in the schedule to this certificate and the documents therein referred to.

8 Baseefa (2001) Ltd. Notified body number 1180, in accordance with Article 9 of the Council Directive 94/9/EC of 23 March 1994, certifies that this equipment or protective system has been found to comply with the Essential Health and Safety Requirements relating to the design and construction of equipment and protective systems intended for use in potentially explosive atmospheres given in Annex II to the Directive.

The examination and test results are recorded in confidential Report No. **04(C)0131**

9 Compliance with the Essential Health and Safety Requirements has been assured by compliance with:

EN 50014: 1997 + Amendments 1 & 2	EN 50017: 1998	EN 50019: 2000
EN 50028: 1987 + Amendment 1	EN50281-1-1: 1998	EN 50018: 2000

except in respect of those requirements listed at item 18 of the Schedule.

10 If the sign "X" is placed after the certificate number, it indicates that the equipment or protective system is subject to special conditions for safe use specified in the schedule to this certificate.

11 This EC - TYPE EXAMINATION CERTIFICATE relates only to the design and construction of the specified equipment or protective system. Further requirements of the Directive apply to the manufacturing process and supply of this equipment or protective system. These are not covered by this certificate.

12 The marking of the equipment or protective system shall include the following :

Ⓔ II 2GD T95°C EEx eqm II T4 or EEx eqdm IIC T4 or EEx eqd IIC T4 (T_{amb} = *) *See schedule

This certificate may only be reproduced in its entirety, without any change, schedule included.

Baseefa (2001) Ltd. Customer Reference No. **0068**

Project File No. **04/0131**

This certificate is granted subject to the general terms and conditions of Baseefa (2001) Ltd. It does not necessarily indicate that the equipment may be used in particular industries or circumstances.

Baseefa (2001) Ltd.

Health and Safety Laboratory Site, Harpur Hill,
Buxton, Derbyshire SK17 9JN

Telephone +44 (0) 1298 28255 Fax +44 (0) 1298 28216

e-mail info@baseefa2001.biz web site www.baseefa2001.biz

Registered in England No. 4305578 at 13 Dovedale Crescent, Buxton,
Derbyshire, SK17 9BJ

(M. R. CORFIELD)

PP R S SINCLAIR
DIRECTOR
On behalf of
Baseefa (2001) Ltd.

Certificate Number
Baseefa04ATEX0220



Issued 2 July 2004
Page 2 of 3

13

Schedule

14

Certificate Number Baseefa04ATEX0220

15 Description of Equipment or Protective System

The **Protecta III Range of Luminaires** comprises single / twin mono-pin or bi-pin fluorescent lamp units of 18W and 36W in emergency and non-emergency variants. The luminaire body is fabricated stainless steel or GRP with a hinged polycarbonate diffuser. Ingress protection of at least IP65 is maintained by an EPDM gasket between the diffuser and the body. The gasket is either self adhesive or adhered to one surface of the body with impact adhesive, the silicone gasket is adhered with RTV silicone sealant. The hinged diffuser is kept closed by means of a clamp bar which is tool operated utilising moulded slots and is fitted with a de-energising sensor.

For ambient temperatures below -20°C the EPDM gasket is replaced by a closed cell silicone sponge gasket and the luminaire type designation is suffixed LT.

Two M8 holes are provided for ceiling mounting and the GRP body model can also be mounted on a pole.

The following models, lamp type etc. are indicated below.

Body Material	Lamp Type	Model	Lamps	T _{amb} (°C)	T Class	Max Surface temperature (°C)
GRP	Mono-pin	Non-emergency	2 x 18W	-20 to +55	T4	95
			1 x 36W			
		2 x 36W				
		Emergency				
	Bi-pin	Non-emergency	2 x 18W	-20 to +55		
			1 x 36W			
		2 x 36W				
		Emergency				
Stainless Steel	Mono-pin	Non-emergency	2 x 18W	-20 to +55		
			1 x 36W			
		2 x 36W				
		Emergency				
	Bi-pin	Non-emergency	2 x 18W	-20 to +55		
			1 x 36W			
		2 x 36W				
		Emergency				
			2 x 18W	-20 to +45		
		2 x 36W				

Alternatively Bi-Pin types fitted with a closed cell silicone gasket may be used within a lower ambient temperature of -40°C.

GRP models are identified by the catalogue code PRGE/***/, and the stainless steel models are identified by PRSE/***/. The code further defines the number and wattage of the lamps, bi-pin or mono-pin, emergency, voltage etc.

The mono-pin luminaires are fitted with a mains isolating switch to PTB98ATEX1032U, coded EEx de IIC.

The Bi-Pin luminaries are coded:- Ex II 2GD T95°C EEx eqm II T4

Certificate Number
Baseefa04ATEX0220



Issued 2 July 2004
Page 3 of 3

The Non-emergency Mono-Pin luminaires are coded:- Ex II 2GD T95°C EEx eqd IIC T4

The Emergency Mono-Pin luminaires are coded:- Ex II 2GD T95°C EEx eqdm IIC T4

The electronic control gear is ATEX approved by certificate KEMA00ATEX2121U. It is located above a white painted gear tray within the luminaire body. Component certificate KEMA00ATEX2121U covers the series circuit ballast type LEVA and the parallel circuit ballast type ILB. The same certificate covers CNEVA electronic control gear incorporating an inverter for use on emergency models. Emergency models have a 6 volt battery made up of 5 Nickel-cadmium batteries connected in series rated at either 4 or 7 Ah.

The CNEVA control gear controls the charging and discharging of the battery providing under-voltage and over-voltage protection and preventing reverse polarity charging of the cells.

ATEX EEx e approved terminals covered by certificates BAS99ATEX2123U, SIRA02ATEX3247U or PTB98ATEX3125U are provided for the connection of the external supply using cables with up to 6 mm² conductors.

Internal wiring is by 0.75mm² or 1.0mm² stranded copper conductors with PVC insulation. Through-going wiring is by 2.5mm² or 4mm² stranded conductors with PVC insulation.

The enclosure is provided with cable entry holes which must be fitted with ATEX EEx e approved cable glands which maintain the ingress protection of the enclosure. Unused entries must be fitted with ATEX EEx e approved stopping plugs.

16 Report Number

Baseefa certification report 04(C)0131

17 Special Conditions for Safe Use

None

18 Essential Health and Safety Requirements

All relevant Essential Health and Safety Requirements are covered by the standards listed at item 9.

19 Drawings and Documents

Drawing	Sheet	Issue	Date	Title
D2636	1	-	15.04.04	Construction details
D2636	2	-	15.04.04	Construction details
D2636	3	-	15.04.04	Construction details
D2636	4	-	15.04.04	Construction details
D2636	5	-	15.04.04	Construction details
D2635	1	-	15.04.04	Product Schedule - Bi-pin - GRP Body
D2635	2	-	20.05.04	Product Schedule - Mono-pin - GRP Body
D2635	3	-	15.04.04	Product Schedule - Bi-pin - Metal Body
D2635	4	-	27.05.04	Product Schedule - Mono -pin - Metal Body
D2635	5	-	15.04.04	Additional labels
D2637	1	-	15.04.04	Components and accessories
D2637	2	-	15.04.04	Components and accessories
D2637	3	-	15.04.04	Components and accessories
A7246	-	-	16.04.04	Certification label

Certificate Number
Baseefa04ATEX0220/1



Issued 21 September 2005
Page 1 of 2

1 SUPPLEMENTARY EC - TYPE EXAMINATION CERTIFICATE

**2 Equipment or Protective System Intended for use in Potentially Explosive Atmospheres
Directive 94/9/EC**

- 3** Supplementary EC - Type Examination Certificate Number: **Baseefa04ATEX0220/1**
- 4** Equipment or Protective System: **The Protecta III Range of Luminaires**
- 5** Manufacturer: **Chalmit Lighting**
- 6** Address: **388 Hillington Road, Glasgow, G52 4BL**
- 7** This supplementary certificate extends EC – Type Examination Certificate No. **Baseefa04ATEX0220** to apply to equipment or protective systems designed and constructed in accordance with the specification set out in the Schedule of the said certificate but having any variations specified in the Schedule attached to this certificate and the documents therein referred to.

This supplementary certificate shall be held with the original certificate.

This certificate may only be reproduced in its entirety, without any change, schedule included.

Baseefa Customer Reference No. **0068**

Project File No. **05/0316**

This certificate is granted subject to the general terms and conditions of Baseefa (2001) Ltd. It does not necessarily indicate that the equipment may be used in particular industries or circumstances.

Baseefa
Rockhead Business Park, Staden Lane,
Buxton, Derbyshire SK17 9RZ
Telephone +44 (0) 1298 766600 Fax +44 (0) 1298 766601
e-mail info@baseefa.com web site www.baseefa.com
Baseefa is a trading name of Baseefa (2001) Ltd
Registered in England No. 4305578 at the above address

R S SINCLAIR
DIRECTOR
On behalf of
Baseefa (2001) Ltd.

Certificate Number
Baseefa04ATEX0220/1



Issued 21 September 2005
Page 2 of 2

13

Schedule

14

Certificate Number Baseefa04ATEX0220/1

15 **Description of the variation to the Equipment or Protective System**

Variation 1.1

To permit a pole mounted version of the 4 ft GRP body luminaire.

16 **Report Number**

Baseefa certification report 05(C)0316

17 **Special Conditions for Safe Use**

None

18 **Essential Health and Safety Requirements**

Compliance with the Essential Health and Safety Requirements is not affected by this variation.

19 **Drawings and Documents**

Drawing	Sheet	Issue	Date	Title
D2636	1	01	03.05.05	Construction details
D2636	2	01	03.05.05	Construction details
D2636	3	01	03.05.05	Construction details
D2636	4	01	03.05.05	Construction details
D2636	5	01	03.05.05	Construction details
D2635	1	01	06.05.05	Product Schedule - Bi-pin - GRP Body
D2635	2	01	06.05.05	Product Schedule - Mono-pin - GRP Body
D2635	3	01	06.05.05	Product Schedule - Bi-pin - Metal Body
D2635	4	01	06.05.05	Product Schedule - Mono -pin - Metal Body
D2635	5	01	06.05.05	Additional labels
D6010	1	-	05.02.05	Protecta Body – 4ft Spigot entry
D6010	2	-	04.04.05	Protecta Body – 4ft Spigot entry



Baseefa


Rockhead Business Park, Staden Lane
Buxton, Derbyshire SK17 9RZ

Telephone +44 (0) 1298 766600 Fax +44 (0) 1298 766601
e-mail info@baseefa.com web site www.baseefa.com

ADDITION

in accordance with Directive 94/9/EC Annex III No. 6

to the EC Type Examination Certificate Baseefa04ATEX0220

Equipment: The Protecta III Range of Luminaires
Marking:  II 2 GD T95°C EEx eqm II T4 or EEx eqdm IIC T4 or EEx eqd IIC T4
Manufacturer: Chalmit Lighting
Address: 388 Hillington Road, Glasgow, G52 4BL

Description of additions and amendments

The ballast used in these luminaires may also be manufactured with a modified electronic circuit.

The electronic ballast types CHE-EOL -42, -43, -44, -45, -46, -47, -48, -49, -50, -51, -52, -53, and CH-EOL -40, -41, -54 meet the requirements of IEC 61347-2-3 (Simulation of 'end-of-life-the effects' of fluorescent lamps, 'Test asymmetric pulse' –Test 1 and 'Asymmetric output test' - Test 2 conforming to the test conditions in the draft IEC 60079-7 ed. 4 Annex H).

Applied standards

EN 50014:1997 + A1 + A2, EN 50017:1998, EN50018:2000, EN 50019:2000, EN50028:1987 + A1, EN50281-1-1:1998

Tests

The tests were witnessed by KEMA as reported in their letter ref:208823500-QUA/IND EtH and have not been validated by Baseefa.

David Brearley
Certification Manager

14th February 2006

Certificate Number
Baseefa04ATEX0220/2



Issued 8 March 2006
Page 1 of 2

1 SUPPLEMENTARY EC - TYPE EXAMINATION CERTIFICATE

**2 Equipment or Protective System Intended for use in Potentially Explosive Atmospheres
Directive 94/9/EC**

- 3** Supplementary EC - Type Examination Certificate Number: **Baseefa04ATEX0220/2**
- 4** Equipment or Protective System: **The Protecta III Range of Luminaires**
- 5** Manufacturer: **Chalmit Lighting**
- 6** Address: **388 Hillington Road, Glasgow, G52 4BL**
- 7** This supplementary certificate extends EC – Type Examination Certificate No. **Baseefa04ATEX0220** to apply to equipment or protective systems designed and constructed in accordance with the specification set out in the Schedule of the said certificate but having any variations specified in the Schedule attached to this certificate and the documents therein referred to.

This supplementary certificate shall be held with the original certificate.

This certificate may only be reproduced in its entirety, without any change, schedule included.


Baseefa Customer Reference No. **0068**

Project File No. **06/0011**

This certificate is granted subject to the general terms and conditions of Baseefa (2001) Ltd. It does not necessarily indicate that the equipment may be used in particular industries or circumstances.

Baseefa

Rockhead Business Park, Staden Lane,
Buxton, Derbyshire SK17 9RZ
Telephone +44 (0) 1298 766600 Fax +44 (0) 1298 766601
e-mail info@baseefa.com web site www.baseefa.com
Baseefa is a trading name of Baseefa (2001) Ltd
Registered in England No. 4305578 at the above address



R S SINCLAIR
DIRECTOR
On behalf of
Baseefa (2001) Ltd.

Certificate Number
Baseefa04ATEX0220/2



Issued 8 March 2006
Page 2 of 2

13

Schedule

14

Certificate Number Baseefa04ATEX0220/2

15

Description of the variation to the Equipment or Protective System

Variation 2.1

The ballasts used in these luminaires, covered by KEMA00ATEX2121U, have been tested and comply with the requirements of Annex H of draft standard IEC60079-7 edition 4.0 for both the Asymmetric Pulse Test and Asymmetric Power Test as described in Amendments 4 and 5 of the KEMA certificate.

16

Report Number

None

17

Special Conditions for Safe Use

None

18

Essential Health and Safety Requirements

Compliance with the Essential Health and Safety Requirements is not affected by this variation.

19

Drawings and Documents

Drawing	Sheet	Issue	Date	Title
D6061	1	-	21/12/05	NEDAP Ballast EOL Certification Correlation

Certificate Number
Baseefa04ATEX0220/3



Issued 5 April 2007
Page 1 of 2

1 **SUPPLEMENTARY EC - TYPE EXAMINATION CERTIFICATE**

2 **Equipment or Protective System Intended for use in Potentially Explosive Atmospheres
Directive 94/9/EC**

3 Supplementary EC - Type Examination Certificate Number: **Baseefa04ATEX0220/3**

4 Equipment or Protective System: **The Protecta III Range of Luminaires**

5 Manufacturer: **Chalmit Lighting**

6 Address: **388 Hillington Road, Glasgow, G52 4BL**

7 This supplementary certificate extends EC – Type Examination Certificate No. **Baseefa04ATEX0220** to apply to equipment or protective systems designed and constructed in accordance with the specification set out in the Schedule of the said certificate but having any variations specified in the Schedule attached to this certificate and the documents therein referred to.

This supplementary certificate shall be held with the original certificate.

This certificate may only be reproduced in its entirety, without any change, schedule included.


Baseefa (2001) Ltd. Customer Reference No. 0068

Project File No. 07/0153

This certificate is granted subject to the general terms and conditions of Baseefa (2001) Ltd. It does not necessarily indicate that the equipment may be used in particular industries or circumstances.

Baseefa (2001) Ltd.

Health and Safety Laboratory Site, Harpur Hill,
Buxton, Derbyshire SK17 9JN
Telephone +44 (0) 1298 28255 Fax +44 (0) 1298 28216
e-mail info@baseefa2001.biz web site www.baseefa2001.biz
Registered in England No. 4305578 at 13 Dovedale Crescent, Buxton,
Derbyshire, SK17 9BJ



R S SINCLAIR
DIRECTOR
On behalf of
Baseefa (2001) Ltd.

Certificate Number
Baseefa04ATEX0220/3



Issued 5 April 2007
Page 2 of 2

13

Schedule

14

Certificate Number Baseefa04ATEX0220/3

15 Description of the variation to the Equipment or Protective System

Variation 3.1

To recognise that the battery packs, without additional encapsulant, comply with the requirements of Clause 5.7.2 of EN 60079-7: 2007 and therefore may be used in the arrangement as detailed in the scheduled drawing.

16 Report Number

N/A

17 Special Conditions for Safe Use

None additional to those listed previously

18 Essential Health and Safety Requirements

Compliance with the Essential Health and Safety Requirements is not affected by this variation.

19 Drawings and Documents

Number	Sheet	Issue	Date	Description
D1954	1	1	15/02/07	Battery Certification Details To EN 60079-7: 2007

Certificate Number
Baseefa04ATEX0220/4



Issued 6th February 2008
Page 1 of 2

1 **SUPPLEMENTARY EC - TYPE EXAMINATION CERTIFICATE**

2 **Equipment or Protective System Intended for use in Potentially Explosive Atmospheres
Directive 94/9/EC**

3 Supplementary EC - Type Examination Certificate Number: **Baseefa04ATEX0220/4**

4 Equipment or Protective System: **The Protecta III Range of Luminaires**

5 Manufacturer: **Chalmit Lighting**

6 Address: **388 Hillington Road, Glasgow, G52 4BL**

7 This supplementary certificate extends EC – Type Examination Certificate No. **Baseefa04ATEX0220** to apply to equipment or protective systems designed and constructed in accordance with the specification set out in the Schedule of the said certificate but having any variations specified in the Schedule attached to this certificate and the documents therein referred to.

This supplementary certificate shall be held with the original certificate.

This certificate may only be reproduced in its entirety, without any change, schedule included.

Baseefa Customer Reference No. **0068**

Project File No. **07/0951**

This certificate is granted subject to the general terms and conditions of Baseefa (2001) Ltd. It does not necessarily indicate that the equipment may be used in particular industries or circumstances.

Baseefa

Rockhead Business Park, Staden Lane,
Buxton, Derbyshire SK17 9RZ
Telephone +44 (0) 1298 766600 Fax +44 (0) 1298 766601
e-mail info@baseefa.com web site www.baseefa.com
Baseefa is a trading name of Baseefa (2001) Ltd
Registered in England No. 4305578 at the above address

R S SINCLAIR
DIRECTOR
On behalf of
Baseefa (2001) Ltd.

Certificate Number
Baseefa04ATEX0220/4



Issued 6th February 2008
Page 2 of 2

13

Schedule

14

Certificate Number Baseefa04ATEX0220/4

15 Description of the variation to the Equipment or Protective System

Variation 4.1

To include an additional method of cable connection to the plug and socket assembly between the battery and the electronic ballast.

16 Report Number

N/A

17 Special Conditions for Safe Use

None additional to those listed previously

18 Essential Health and Safety Requirements

Compliance with the Essential Health and Safety Requirements is not affected by this variation.

19 Drawings and Documents

Number	Sheet	Issue	Date	Description
D2637	1 of 3	1	26/11/07	ATEX/IECEX Fluorescent Luminaire Components & Accessories
D2637	2 of 3	1	26/11/07	ATEX/IECEX Fluorescent Luminaire Components & Accessories
D2637	3 of 3	1	26/11/07	ATEX/IECEX Fluorescent Luminaire Components & Accessories Battery Details

Certificate Number
Baseefa04ATEX0220/5



Issued 4th November 2009
Page 1 of 2

1 SUPPLEMENTARY EC - TYPE EXAMINATION CERTIFICATE

**2 Equipment or Protective System Intended for use in Potentially Explosive Atmospheres
Directive 94/9/EC**

- 3** Supplementary EC - Type Examination Certificate Number: **Baseefa04ATEX0220/5**
- 4** Equipment or Protective System: **The Protecta III Range of Luminaires**
- 5** Manufacturer: **Chalmit Lighting**
- 6** Address: **388 Hillington Road, Glasgow, G52 4BL**
- 7** This supplementary certificate extends EC – Type Examination Certificate No. **Baseefa04ATEX0220** to apply to equipment or protective systems designed and constructed in accordance with the specification set out in the Schedule of the said certificate but having any variations specified in the Schedule attached to this certificate and the documents therein referred to.

This supplementary certificate shall be held with the original certificate.

This certificate may only be reproduced in its entirety, without any change, schedule included.

Baseefa Customer Reference No. **0068**

Project File No. **09/0896**

This certificate is granted subject to the general terms and conditions of Baseefa. It does not necessarily indicate that the equipment may be used in particular industries or circumstances.

Baseefa

Rockhead Business Park, Staden Lane,
Buxton, Derbyshire SK17 9RZ
Telephone +44 (0) 1298 766600 Fax +44 (0) 1298 766601
e-mail info@baseefa.com web site www.baseefa.com
Baseefa is a trading name of Baseefa Ltd
Registered in England No. 4305578. Registered address as above.

R S SINCLAIR
DIRECTOR
On behalf of
Baseefa

Certificate Number
Baseefa04ATEX0220/5



Issued 4th November 2009
Page 2 of 2

13

Schedule

14

Certificate Number Baseefa04ATEX0220/5

15 Description of the variation to the Equipment or Protective System

Variation 5.1

To allow the Ex d isolating switch currently used on the mono-pin luminaires to also be used on the bi-pin luminaires. The coding is then:

Ex d e mb q IIC T4

16 Report Number

None

17 Special Conditions for Safe Use

None

18 Essential Health and Safety Requirements

Compliance with the Essential Health and Safety Requirements is not affected by this variation.

19 Drawings and Documents

Number	Sheet	Issue	Date	Description
HD15673	1	-	4/11/09	Protecta III marking update

Certificate Number
Baseefa04ATEX0220
Issue 6



Issued 25th June 2010
Page 1 of 5

1 **EC - TYPE EXAMINATION CERTIFICATE**

2 **Equipment or Protective System Intended for use in Potentially Explosive Atmospheres
Directive 94/9/EC**

3 EC - Type Examination Certificate Number: **Baseefa04ATEX0220 – Issue 6**

4 Equipment or Protective System: **The Protecta III Range of Luminaires**

5 Manufacturer: **Chalmit Lighting**

6 Address: **388 Hillington Road, Glasgow, G52 4BL**

7 This equipment or protective system and any acceptable variation thereto is specified in the schedule to this certificate and the documents therein referred to.

8 Baseefa, Notified Body number 1180, in accordance with Article 9 of the Council Directive 94/9/EC of 23 March 1994, certifies that this equipment or protective system has been found to comply with the Essential Health and Safety Requirements relating to the design and construction of equipment and protective systems intended for use in potentially explosive atmospheres given in Annex II to the Directive.

The examination and test results are recorded in confidential Report No's. **GB/BAS/ExTR09.0035/00**

9 Compliance with the Essential Health and Safety Requirements has been assured by compliance with:

**EN 60079-0:2009 EN 60079-1:2007 EN 60079-5:2007 EN 60079-7:2007 EN 60079-18:2004
EN 61241-1:2004**

except in respect of those requirements listed at item 18 of the Schedule.

10 If the sign "X" is placed after the certificate number, it indicates that the equipment or protective system is subject to special conditions for safe use specified in the schedule to this certificate.

11 This EC - TYPE EXAMINATION CERTIFICATE relates only to the design and construction of the specified equipment or protective system. Further requirements of the Directive apply to the manufacturing process and supply of this equipment or protective system. These are not covered by this certificate.

12 The marking of the equipment or protective system shall include the following :

⊕ II 2GD Ex e mb q IIC T4 Gb Ex tb IIC T85°C Db IP66/67 -20°C ≤ Ta ≤ + °C (See schedule)

This certificate may only be reproduced in its entirety, without any change, schedule included.

Baseefa Customer Reference No. **0068**

Project File No. **07/1019**

This certificate is granted subject to the general terms and conditions of Baseefa. It does not necessarily indicate that the equipment may be used in particular industries or circumstances.

Baseefa

Rockhead Business Park, Staden Lane,
Buxton, Derbyshire SK17 9RZ
Telephone +44 (0) 1298 766600 Fax +44 (0) 1298 766601
e-mail info@baseefa.com web site www.baseefa.com
Baseefa is a trading name of Baseefa Ltd
Registered in England No. 4305578. Registered address as above.

R S SINCLAIR
DIRECTOR
On behalf of
Baseefa

Certificate Number
Baseefa04ATEX0220
Issue 6



Issued 25th June 2010
Page 2 of 5

13

Schedule

14

Certificate Number Baseefa04ATEX0220 – Issue 6

15 Description of Equipment or Protective System

The Protecta III Range of Luminaires comprises single / twin bi-pin fluorescent lamp units of 18W and 36W in emergency and non-emergency variants.

The luminaire body is manufactured from glass reinforced polyester resin or stainless steel and the diffuser is manufactured from polycarbonate. The diffuser is hinged along one side to the body of the luminaire and along the other side a quick release snap-on clamp bar runs the entire length and is used to seal the diffuser to the body. The stainless steel body option has clips that are placed along the length of the luminaire. A gasket is secured in a groove in the body of the luminaire and forms an IP66/67 seal.

GRP models are identified by the catalogue code PRGE/***/, and the stainless steel models are identified by PRSE/***/. The code further defines the number and wattage of the lamps, bi-pin, emergency, voltage etc.

The control gear components are mounted within the body of the luminaire via a removable gear tray.

The electronic control gear is ATEX component certified. The component certification covers the parallel circuit ballast type ILB. The same certificate covers CNEVA electronic control gear incorporating an inverter for use on emergency models. Emergency models have a 6 volt battery made up of 5 Nickel-cadmium batteries connected in series rated at either 4 or 7 Ah. The CNEVA control gear controls the charging and discharging of the battery, providing under-voltage and over-voltage protection and preventing reverse polarity charging of the cells.

The body of the enclosure is fitted with 4 cable entries, maximum two at each end. The permitted component certified blanking elements to be used are detailed in the table below. Other suitable equipment certified blanking elements may be used.

Component / Manufacturer	Part No.	Certificate No.	Temperature range / IP rating
Blanking element / Redapt	PD-U-	IECEX SIR 05.0042U / SIRA00ATEX1094	-50°C to +150°C (Nitrile O'ring) / IP66/68
Blanking element / Hawke	Type 375	IECEX BAS 06.0056U / Baseefa06ATEX0236U	-60°C to +75°C / IP66/67
	Type 387	IECEX BAS 06.0029U / Baseefa06ATEX0118U	-60°C to +80°C (Nitrile O'ring) -60°C to +160°C (Silicone O'ring) / IP66/67

Certificate Number
Baseefa04ATEX0220
Issue 6



Issued 25th June 2010
Page 3 of 5

The enclosure must be fitted with suitably approved cable entry devices which shall maintain the ingress protection rating of the enclosure.

The body is also fitted with 2 x M8 bushes for mounting purposes. The stainless steel bodied version is supplied with external brackets to allow for mounting.

Brass earth continuity plates are fitted to the entries of the luminaires on the GRP bodied versions and an internal/external M8 earth stud is fitted to the body of the stainless steel bodied version. An earth terminal is also fitted to the gear tray. All the earth points are connected together via earth conductors.

* The ambient temperature ranges for the different models of luminaire are shown in the table below.

Body Material	Lamp Type	Model	Lamps	T _{amb} (°C)	T Class	Max Surface temperature (°C)
GRP	Bi-pin	Non-emergency	2 x 18W	-20 to +55	T4	T85
			2 x 36W			
		Emergency	2 x 18W			
			2 x 36W			
Stainless Steel	Bi-pin	Non-emergency	2 x 18W	-20 to +55		
			2 x 36W			
		Emergency	2 x 18W	-20 to +45		
			2 x 36W			

Alternatively if the enclosures are fitted with the silicone gasket they may be used within a lower ambient of -40°C.

Internal wiring is by 0.75mm² or 1.0mm² stranded copper conductors with PVC insulation. Through wiring is by 2.5mm² or 4mm² stranded conductors with PVC insulation.

Variations 0.1

An isolating switch may be fitted to the luminaire operated by a raised lip on the diffuser. When the diffuser is opened the contacts of the switch open-circuit and de-energises the luminaire. When this switch is fitted the equipment is marked as follows:

⊕ II 2GD Ex d e mb q IIC T4 Gb Ex tb IIIC T85°C Db IP66/67

Variation 0.2

Version of the enclosure with pole mounting option. The base of the enclosure incorporates a sleeve for the pole. The sleeve is fitted internally with a certified cable gland and a silicone seal around the entry which maintains the IP66/67 rating of the luminaire. Grub screws are incorporated into the sleeve to secure the luminaire to the pole once mounted. When the pole mounted variation is used the luminaire is restricted to the temperature range and IP rating of the cable gland.

16 Report Number

GB/BAS/ExTR09.0035/00

17 Special Conditions for Safe Use

None.

18 Essential Health and Safety Requirements

All relevant Essential Health and Safety Requirements are covered by the standards listed at item 9.

Certificate Number
Baseefa04ATEX0220
Issue 6



Issued 25th June 2010
Page 4 of 5

19 Drawings and Documents

New drawings submitted for this issue of certificate.

Number	Sheet	Issue	Date	Description
D2635	1 of 3	2	12.12.08	Protecta III Product Schedule Bi Pin Lamps
D2635	2 of 3	2	12.12.08	Protecta III Product Schedule Bi Pin Stainless Steel Body
D2635	3 of 3	3	12.04.10	Protecta III Additional Labels
D2636	1 of 6	4	12.04.10	Protecta III Construction details
D2636	2 of 6	4	12.04.10	Protecta III Construction details
D2636	3 of 6	3	12.12.08	Protecta III Construction details Spigot Entry Enclosure
D2636	4 of 6	4	12.04.10	Protecta III Construction details Stainless Steel Body Type
D2636	5 of 6	3	12.12.08	Protecta III Construction details Typical Wiring Diagrams
D2636	6 of 6	-	22.09.09	Protecta III Construction details
D2637	1 of 3	2	12.12.08	Ex e Fluorescent Luminaire Components and Accessories
D2637	2 of 3	3	12.04.10	Ex e Fluorescent Luminaire Components and Accessories
D2637	3 of 3	2	12.12.08	Ex e Fluorescent Luminaire Components and Accessories Battery Details
D6061	1 of 1	-	21.12.2005	NEDAP Ballast EOL Certification Correlation
H014939	1 of 1	-	18.05.2010	Protecta III Typical Label

All the above drawings are common to, and held on, certificate IECEx BAS 09.0017.

20 Certificate History

Certificate No.	Date	Comments
Baseefa04ATEX0220	2 nd July 2004	The release of the prime certificate. The associated test and assessment is documented in Test Report No. 04(C)0131.
Baseefa04ATEX0220/1	21 st September 2005	To permit a pole mounted version of the 4ft GRP body luminaire. The associated test and assessment is documented in Test Report No. 05(C)0316.
Baseefa04ATEX0220/2	8 th March 2006	The ballasts used in these luminaires, covered by KEMA00ATEX2121U, have been tested and comply with the requirements of Annex H of draft standard IEC 60079-7 edition 4.0 for both the Asymmetric Pulse Test and Asymmetric Power Test as described in Amendments 4 and 5 of the KEMA certificate.
Baseefa04ATEX0220/3	5 th April 2007	To recognise that the battery packs, without additional encapsulant, comply with the requirements of Clause 5.7.2 of EN 60079-7:2007 and therefore may be used in the arrangement as detailed in the schedule drawing.
Baseefa04ATEX0220/4	6 th February 2008	To include an additional method of cable connection to the plug and socket assembly between the battery and the electronic ballast.

Certificate Number
Baseefa04ATEX0220
Issue 6



Issued 25th June 2010
Page 5 of 5

Certificate No.	Date	Comments
Baseefa04ATEX0220/5	4 th November 2009	To allow the Ex d isolating switch currently used on the mono-pin luminaires to also be used on the bi-pin luminaires.
For drawings applicable to each issue, see original of that issue.		

Certificate Number
Baseefa04ATEX0220
Issue 7



Issued 22nd May 2012
Page 1 of 4

1 EC - TYPE EXAMINATION CERTIFICATE

**2 Equipment or Protective System Intended for use in Potentially Explosive Atmospheres
 Directive 94/9/EC**

3 EC - Type Examination Certificate Number: Baseefa04ATEX0220 – Issue 7

4 Equipment or Protective System: The Protecta III Range of Luminaires

5 Manufacturer: Chalmit Lighting

6 Address: 388 Hillington Road, Glasgow, G52 4BL

7 This equipment or protective system and any acceptable variation thereto is specified in the schedule to this certificate and the documents therein referred to.

8 Baseefa, Notified Body number 1180, in accordance with Article 9 of the Council Directive 94/9/EC of 23 March 1994, certifies that this equipment or protective system has been found to comply with the Essential Health and Safety Requirements relating to the design and construction of equipment and protective systems intended for use in potentially explosive atmospheres given in Annex II to the Directive.

The examination and test results are recorded in confidential Report No's. **GB/BAS/ExTR12.0140/00**

9 Compliance with the Essential Health and Safety Requirements has been assured by compliance with:

**EN 60079-0:2009 EN 60079-1:2007 EN 60079-5:2007 EN 60079-7:2007 EN 60079-18:2004
 EN 61241-1:2004**

except in respect of those requirements listed at item 18 of the Schedule.

10 If the sign "X" is placed after the certificate number, it indicates that the equipment or protective system is subject to special conditions for safe use specified in the schedule to this certificate.

11 This EC - TYPE EXAMINATION CERTIFICATE relates only to the design and construction of the specified equipment or protective system. Further requirements of the Directive apply to the manufacturing process and supply of this equipment or protective system. These are not covered by this certificate.

12 The marking of the equipment or protective system shall include the following :

⊕ II 2GD Ex e mb q IIC T4 Gb Ex tb IIC T85°C Db IP66/67 -20°C ≤ Ta ≤ + * °C (See schedule)

This certificate may only be reproduced in its entirety, without any change, schedule included.

Baseefa Customer Reference No. **0068**

Project File No. **12/0183**

This certificate is granted subject to the general terms and conditions of Baseefa. It does not necessarily indicate that the equipment may be used in particular industries or circumstances.

Baseefa

Rockhead Business Park, Staden Lane,
 Buxton, Derbyshire SK17 9RZ
 Telephone +44 (0) 1298 766600 Fax +44 (0) 1298 766601
 e-mail info@baseefa.com web site www.baseefa.com
 Baseefa is a trading name of Baseefa Ltd
 Registered in England No. 4305578. Registered address as above.

R S SINCLAIR
 DIRECTOR
 On behalf of
 Baseefa

Certificate Number
Baseefa04ATEX0220
Issue 7



Issued 22nd May 2012
Page 2 of 4

13

Schedule

14

Certificate Number Baseefa04ATEX0220 – Issue 7

15 Description of Equipment or Protective System

The Protecta III Range of Luminaires comprises single / twin bi-pin fluorescent lamp units of 18W and 36W in emergency and non-emergency variants.

The luminaire body is manufactured from glass reinforced polyester resin or stainless steel and the diffuser is manufactured from polycarbonate. The diffuser is hinged along one side to the body of the luminaire and along the other side a quick release snap-on clamp bar runs the entire length and is used to seal the diffuser to the body. The stainless steel body option has clips that are placed along the length of the luminaire. A gasket is secured in a groove in the body of the luminaire and forms an IP66/67 seal.

GRP models are identified by the catalogue code PRGE/**/, and the stainless steel models are identified by PRSE/**/. The code further defines the number and wattage of the lamps, bi-pin, emergency, voltage etc.

The control gear components are mounted within the body of the luminaire via a removable gear tray.

The electronic control gear is ATEX component certified. The component certification covers the parallel circuit ballast type ILB. The same certificate covers CNEVA electronic control gear incorporating an inverter for use on emergency models. Emergency models have a 6 volt battery made up of 5 Nickel-cadmium batteries connected in series rated at either 4 or 7 Ah. The CNEVA control gear controls the charging and discharging of the battery, providing under-voltage and over-voltage protection and preventing reverse polarity charging of the cells.

The body of the enclosure is fitted with 4 cable entries, maximum two at each end. The permitted component certified blanking elements to be used are detailed in the table below. Other suitable equipment certified blanking elements may be used.

Component / Manufacturer	Part No.	Certificate No.	Temperature range / IP rating
Blanking element / Redapt	PD-U-	IECEX SIR 05.0042U / SIRA00ATEX1094	-50°C to +150°C (Nitrile O'ring) / IP66/68
Blanking element / Hawke	Type 375	IECEX BAS 06.0056U / Baseefa06ATEX0236U	-60°C to +75°C / IP66/67
	Type 387	IECEX BAS 06.0029U / Baseefa06ATEX0118U	-60°C to +80°C (Nitrile O'ring) -60°C to +160°C (Silicone O'ring) / IP66/67

Certificate Number
Baseefa04ATEX0220
Issue 7



Issued 22nd May 2012
Page 3 of 4

The enclosure must be fitted with suitably approved cable entry devices which shall maintain the ingress protection rating of the enclosure.

The body is also fitted with 2 x M8 bushes for mounting purposes. The stainless steel bodied version is supplied with external brackets to allow for mounting.

Brass earth continuity plates are fitted to the entries of the luminaires on the GRP bodied versions and an internal/external M8 earth stud is fitted to the body of the stainless steel bodied version. An earth terminal is also fitted to the gear tray. All the earth points are connected together via earth conductors.

The ambient temperature ranges for the different models of luminaire are shown in the table below.

Body Material	Lamp Type	Model	Lamps	T _{amb} (°C)	T Class	Max Surface temperature (°C)
GRP	Bi-pin	Non-emergency	2 x 18W	-20 to +55	T4	T85
			2 x 36W			
		Emergency	2 x 18W			
			2 x 36W			
Stainless Steel	Bi-pin	Non-emergency	2 x 18W	-20 to +55		
			2 x 36W			
		Emergency	2 x 18W	-20 to +45		
			2 x 36W			

Alternatively if the enclosures are fitted with the silicone gasket they may be used within a lower ambient of -40°C.

Internal wiring is by 0.75mm² or 1.0mm² stranded copper conductors with PVC insulation. Through wiring is by 2.5mm² or 4mm² stranded conductors with PVC insulation.

Variations 0.1

An isolating switch may be fitted to the luminaire operated by a raised lip on the diffuser. When the diffuser is opened the contacts of the switch open-circuit and de-energises the luminaire. When this switch is fitted the equipment is marked as follows:

Ⓔ II 2GD Ex d e mb q IIC T4 Gb Ex tb IIIC T85°C Db IP66/67

Variation 0.2

Version of the enclosure with pole mounting option. The base of the enclosure incorporates a sleeve for the pole. The sleeve is fitted internally with a certified cable gland and a silicone seal around the entry which maintains the IP66/67 rating of the luminaire. Grub screws are incorporated into the sleeve to secure the luminaire to the pole once mounted. When the pole mounted variation is used the luminaire is restricted to the temperature range and IP rating of the cable gland.

16 Report Number

GB/BAS/ExTR09.0035/00

17 Special Conditions for Safe Use

None.

18 Essential Health and Safety Requirements

All relevant Essential Health and Safety Requirements are covered by the standards listed at item 9.

Certificate Number
Baseefa04ATEX0220
Issue 7



Issued 22nd May 2012
Page 4 of 4

19 Drawings and Documents

New drawings submitted for this issue of certificate.

Number	Sheet	Issue	Date	Description
D2636	1 of 6	5	29.02.12	Protecta III Construction details
D2636	2 of 6	5	29.02.12	Protecta III Construction details
D2636	3 of 6	4	29.02.12	Protecta III Construction details Spigot Entry Enclosure
D2636	4 of 6	4	29.02.12	Protecta III Construction details Stainless Steel Body Type
D2636	5 of 6	4	29.02.12	Protecta III Construction details Typical Wiring Diagrams
D2636	6 of 6	1	29.02.12	Protecta III Construction details

All the above drawings are common to, and held on, certificate IECEx BAS 09.0017.

20 Certificate History

Certificate No.	Date	Comments
Baseefa04ATEX0220	2 nd July 2004	The release of the prime certificate. The associated test and assessment is documented in Test Report No. 04(C)0131.
Baseefa04ATEX0220/1	21 st September 2005	To permit a pole mounted version of the 4ft GRP body luminaire. The associated test and assessment is documented in Test Report No. 05(C)0316.
Baseefa04ATEX0220/2	8 th March 2006	The ballasts used in these luminaires, covered by KEMA00ATEX2121U, have been tested and comply with the requirements of Annex H of draft standard IEC 60079-7 edition 4.0 for both the Asymmetric Pulse Test and Asymmetric Power Test as described in Amendments 4 and 5 of the KEMA certificate.
Baseefa04ATEX0220/3	5 th April 2007	To recognise that the battery packs, without additional encapsulant, comply with the requirements of Clause 5.7.2 of EN 60079-7:2007 and therefore may be used in the arrangement as detailed in the schedule drawing.
Baseefa04ATEX0220/4	6 th February 2008	To include an additional method of cable connection to the plug and socket assembly between the battery and the electronic ballast.
Baseefa04ATEX0220/5	4 th November 2009	To allow the Ex d isolating switch currently used on the mono-pin luminaires to also be used on the bi-pin luminaires.
Baseefa04ATEX0220 issue 7	22 nd May 2012	To allow an alternative silicone gasket material
For drawings applicable to each issue, see original of that issue.		

Certificate Number
Baseefa04ATEX0220/8



Issued 17 April 2013
Page 1 of 2

- 1 SUPPLEMENTARY EC - TYPE EXAMINATION CERTIFICATE**
- 2 Equipment or Protective System Intended for use in Potentially Explosive Atmospheres
Directive 94/9/EC**
- 3 Supplementary EC - Type Examination Certificate Number: Baseefa04ATEX0220/8**
- 4 Equipment or Protective System: The Protecta III Range of Luminaires**
- 5 Manufacturer: Chalmit Lighting**
- 6 Address: 388 Hillington Road, Glasgow, G52 4BL**
- 7 This supplementary certificate extends EC – Type Examination Certificate No. Baseefa04ATEX0220 to apply to equipment or protective systems designed and constructed in accordance with the specification set out in the Schedule of the said certificate but having any variations specified in the Schedule attached to this certificate and the documents therein referred to.**

This supplementary certificate shall be held with the original certificate.

Baseefa Customer Reference No. **0068**

Project File No. **13/0194**

This document is issued by the Company subject to its General Conditions for Certification Services accessible at <http://www.sgs.com/en/Terms-and-Conditions.aspx> and the Supplementary Terms and Conditions accessible at <http://www.baseefa.com/terms-and-conditions.asp>. Attention is drawn to the limitation of liability, indemnification and jurisdiction issues defined therein. Any holder of this document is advised that information contained herein reflects the Company's findings at the time of its intervention only and within the limits of Client's instructions, if any. It does not necessarily indicate that the equipment may be used in particular industries or circumstances. The Company's sole responsibility is to its Client and this document does not exonerate parties to a transaction from exercising all their rights and obligations under the transaction documents. This document cannot be reproduced except in full, schedule included, without prior written approval of the Company. Any unauthorized alteration, forgery or falsification of the content or appearance of this document is unlawful and offenders may be prosecuted to the fullest extent of the law.

SGS Baseefa Limited

Rockhead Business Park, Staden Lane,
Buxton, Derbyshire SK17 9RZ

Telephone +44 (0) 1298 766600 Fax +44 (0) 1298 766601

e-mail info@baseefa.com web site www.baseefa.com

Registered in England No. 4305578.

Registered address: Rossmore Business Park, Ellesmere Port, Cheshire, CH65 3EN

R S SINCLAIR
GENERAL MANAGER

On behalf of SGS Baseefa Limited

Certificate Number
Baseefa04ATEX0220/8



Issued 17 April 2013
Page 2 of 2

13

Schedule

14

Certificate Number Baseefa04ATEX0220/8

15 Description of the variation to the Equipment or Protective System

Variation 8.1

To note minor drawing changes.

16 Report Number

GB/BAS/ExTR13.0092/00.

17 Specific Conditions of Use

None.

18 Essential Health and Safety Requirements

Compliance with the Essential Health and Safety Requirements is not affected by this variation.

19 Drawings and Documents

Number	Sheet	Issue	Date	Description
D2636	1	06	25.02.13	Protecta III Construction Details
D2636	4	05	29.02.12	Protecta III Construction Details

Certificate Number
Baseefa04ATEX0220/9



Issued 30 January 2014
Page 1 of 2

- 1 **SUPPLEMENTARY EC - TYPE EXAMINATION CERTIFICATE**
- 2 **Equipment or Protective System Intended for use in Potentially Explosive Atmospheres
Directive 94/9/EC**
- 3 Supplementary EC - Type Examination Certificate Number: **Baseefa04ATEX0220/9**
- 4 Equipment or Protective System: **The Protecta III Range of Luminaires**
- 5 Manufacturer: **Chalmit Lighting**
- 6 Address: **388 Hillington Road, Glasgow, G52 4BL**
- 7 This supplementary certificate extends EC – Type Examination Certificate No. Baseefa04ATEX0220 to apply to equipment or protective systems designed and constructed in accordance with the specification set out in the Schedule of the said certificate but having any variations specified in the Schedule attached to this certificate and the documents therein referred to.

This supplementary certificate shall be held with the original certificate.

Baseefa Customer Reference No. 0068

Project File No. 14/0102

This document is issued by the Company subject to its General Conditions for Certification Services accessible at <http://www.sgs.com/cn/Terms-and-Conditions.aspx> and the Supplementary Terms and Conditions accessible at <http://www.baseefa.com/terms-and-conditions.asp>. Attention is drawn to the limitation of liability, indemnification and jurisdiction issues defined therein. Any holder of this document is advised that information contained herein reflects the Company's findings at the time of its intervention only and within the limits of Client's instructions, if any. It does not necessarily indicate that the equipment may be used in particular industries or circumstances. The Company's sole responsibility is to its Client and this document does not exonerate parties to a transaction from exercising all their rights and obligations under the transaction documents. This document cannot be reproduced except in full, schedule included, without prior written approval of the Company. Any unauthorized alteration, forgery or falsification of the content or appearance of this document is unlawful and offenders may be prosecuted to the fullest extent of the law.

SGS Baseefa Limited

Rockhead Business Park, Staden Lane,
Buxton, Derbyshire SK17 9RZ

Telephone +44 (0) 1298 766600 Fax +44 (0) 1298 766601
e-mail info@baseefa.com web site www.baseefa.com

Registered in England No. 4305578.

Registered address: Rossmore Business Park, Ellesmere Port, Cheshire, CH65 3EN

P R S SINCLAIR
GENERAL MANAGER

On behalf of SGS Baseefa Limited

Certificate Number
Baseefa04ATEX0220/9



Issued 30 January 2014
Page 2 of 2

13

Schedule

14

Certificate Number Baseefa04ATEX0220/9

15 Description of the variation to the Equipment or Protective System

Variation 9.1

The variation is to allow the optional addition of the Bartec Insert Switch 07-1511, certified as PTB98ATEX1032U. This will enable the removal of the fully isolated gear tray from the luminaire.

16 Report Number

SGS Baseefa certification report GB/BAS/ExTR14.0037/00.

17 Specific Conditions of Use

None.

18 Essential Health and Safety Requirements

Compliance with the Essential Health and Safety Requirements is not affected by this variation.

19 Drawings and Documents

Number	Sheet	Issue	Date	Description
H029182	1 of 1	Original	28/11/13	Protecta GRP body tray isolation

Certificate Number
Baseefa04ATEX0220/10



Issued 27 November 2014
Page 1 of 2

- 1 **SUPPLEMENTARY EC - TYPE EXAMINATION CERTIFICATE**
- 2 **Equipment or Protective System Intended for use in Potentially Explosive Atmospheres
Directive 94/9/EC**
- 3 Supplementary EC - Type Examination Certificate Number: **Baseefa04ATEX0220/10**
- 4 Equipment or Protective System: **The Protecta III Range of Luminaires**
- 5 Manufacturer: **Chalmit Lighting**
- 6 Address: **388 Hillington Road, Glasgow, G52 4BL**
- 7 This supplementary certificate extends EC – Type Examination Certificate No. **Baseefa04ATEX0220** to apply to equipment or protective systems designed and constructed in accordance with the specification set out in the Schedule of the said certificate but having any variations specified in the Schedule attached to this certificate and the documents therein referred to.

This supplementary certificate shall be held with the original certificate.

Baseefa Customer Reference No. **0068**

Project File No. **14/0385**

This document is issued by the Company subject to its General Conditions for Certification Services accessible at <http://www.sgs.com/en/Terms-and-Conditions.aspx> and the Supplementary Terms and Conditions accessible at <http://www.baseefa.com/terms-and-conditions.asp>. Attention is drawn to the limitation of liability, indemnification and jurisdiction issues defined therein. Any holder of this document is advised that information contained herein reflects the Company's findings at the time of its intervention only and within the limits of Client's instructions, if any. It does not necessarily indicate that the equipment may be used in particular industries or circumstances. The Company's sole responsibility is to its Client and this document does not exonerate parties to a transaction from exercising all their rights and obligations under the transaction documents. This document cannot be reproduced except in full, schedule included, without prior written approval of the Company. Any unauthorized alteration, forgery or falsification of the content or appearance of this document is unlawful and offenders may be prosecuted to the fullest extent of the law.

SGS Baseefa Limited

Rockhead Business Park, Staden Lane,
Buxton, Derbyshire SK17 9RZ

Telephone +44 (0) 1298 766600 Fax +44 (0) 1298 766601

e-mail info@baseefa.com web site www.baseefa.com

Registered in England No. 4305578.

Registered address: Rossmore Business Park, Ellesmere Port, Cheshire, CH65 3EN


R S SINCLAIR

GENERAL MANAGER

On behalf of SGS Baseefa Limited

Certificate Number
Baseefa04ATEX0220/10



Issued 27 November 2014
Page 2 of 2

13

Schedule

14

Certificate Number Baseefa04ATEX0220/10

15 Description of the variation to the Equipment or Protective System

Variation 10.1

To allow for an alternative mounting boss design by way of a moulded insert.

16 Report Number

Baseefa Certification Report GB/BAS/ExTR14.0286/00 held with IECEx BAS 09.0017.

17 Specific Conditions of Use

None.

18 Essential Health and Safety Requirements

Compliance with the Essential Health and Safety Requirements is not affected by this variation.

19 Drawings and Documents

Number	Sheet	Issue	Date	Description
H030362*	1 of 1	0	25/04/2014	M8 Mould Insert for Protecta

*This drawing is common to Baseefa04ATEX0220, Baseefa08ATEX0227, IECEx BAS 08.0075 and IECEx BAS 09.0017 and is held with IECEx BAS 09.0017.

Certificate Number
Baseefa04ATEX0220/11



Issued 28 November 2014
Page 1 of 2

1 **SUPPLEMENTARY EC - TYPE EXAMINATION CERTIFICATE**

2 **Equipment or Protective System Intended for use in Potentially Explosive Atmospheres
Directive 94/9/EC**

3 Supplementary EC - Type Examination Certificate Number: **Baseefa04ATEX0220/11**

4 Equipment or Protective System: **The Protecta III Range of Luminaires**

5 Manufacturer: **Chalmit Lighting**

6 Address: **388 Hillington Road, Glasgow, G52 4BL**

7 This supplementary certificate extends EC – Type Examination Certificate No. **Baseefa04ATEX0220** to apply to equipment or protective systems designed and constructed in accordance with the specification set out in the Schedule of the said certificate but having any variations specified in the Schedule attached to this certificate and the documents therein referred to.

This supplementary certificate shall be held with the original certificate.

Baseefa Customer Reference No. **0068**

Project File No. **14/0944**

This document is issued by the Company subject to its General Conditions for Certification Services accessible at <http://www.sgs.com/en/Terms-and-Conditions.aspx> and the Supplementary Terms and Conditions accessible at <http://www.baseefa.com/terms-and-conditions.asp>. Attention is drawn to the limitation of liability, indemnification and jurisdiction issues defined therein. Any holder of this document is advised that information contained herein reflects the Company's findings at the time of its intervention only and within the limits of Client's instructions, if any. It does not necessarily indicate that the equipment may be used in particular industries or circumstances. The Company's sole responsibility is to its Client and this document does not exonerate parties to a transaction from exercising all their rights and obligations under the transaction documents. This document cannot be reproduced except in full, schedule included, without prior written approval of the Company. Any unauthorized alteration, forgery or falsification of the content or appearance of this document is unlawful and offenders may be prosecuted to the fullest extent of the law.

SGS Baseefa Limited

Rockhead Business Park, Staden Lane,
Buxton, Derbyshire SK17 9RZ

Telephone +44 (0) 1298 766600 Fax +44 (0) 1298 766601

e-mail info@baseefa.com web site www.baseefa.com

Registered in England No. 4305578.

Registered address: Rossmore Business Park, Ellesmere Port, Cheshire, CH65 3EN

R S SINCLAIR

GENERAL MANAGER

On behalf of SGS Baseefa Limited

Certificate Number
Baseefa04ATEX0220/11



Issued 28 November 2014
Page 2 of 2

13 **Schedule**

14 **Certificate Number Baseefa04ATEX0220/11**

15 **Description of the variation to the Equipment or Protective System**

Variation 11.1

To allow an alternative light source consisting of encapsulated LED strips and associated Ex q driver circuit covered by DEKRA13ATEX0096U and Baseefa14ATEX0365U respectively. The marking for luminaires with the LED light source is:

⊕ II 2GD Ex e mb q IIC T4 Gb
Ex tb IIC T95°C Db

The following models are included:

Version	Light source	Mains input (Vac)	Input Current (mA)
LV-550	2 x 600mm LED strip	110-130	275
LV-1100	2 x 1200mm LED strip	110-130	545
HV-550	2 x 600mm LED strip	220-254	155
HV-1100	2 x 1200mm LED strip	220-254	295

16 **Report Number**

GB/BAS/ExTR14.0349/00 held with IECEx BAS 09.0017.

17 **Specific Conditions of Use**

None.

18 **Essential Health and Safety Requirements**

Compliance with the Essential Health and Safety Requirements is not affected by this variation.

19 **Drawings and Documents**

Number	Sheet	Issue	Date	Description
H0332752	1 to 3	0	29/10/2014	Protecta LED

This drawing is common to Baseefa04ATEX0220 and IECEx BAS 09.0017 and is held with IECEx BAS 09.0017.

Certificate Number
Baseefa04ATEX0220/12



Issued 15 January 2015
Page 1 of 2

1 **SUPPLEMENTARY EC - TYPE EXAMINATION CERTIFICATE**

2 **Equipment or Protective System Intended for use in Potentially Explosive Atmospheres
Directive 94/9/EC**

3 Supplementary EC - Type Examination Certificate Number: **Baseefa04ATEX0220/12**

4 Equipment or Protective System: **The Protecta III Range of Luminaires**

5 Manufacturer: **Chalmit Lighting**

6 Address: **388 Hillington Road, Glasgow, G52 4BL**

7 This supplementary certificate extends EC – Type Examination Certificate No. **Baseefa04ATEX0220** to apply to equipment or protective systems designed and constructed in accordance with the specification set out in the Schedule of the said certificate but having any variations specified in the Schedule attached to this certificate and the documents therein referred to.

This supplementary certificate shall be held with the original certificate.

Baseefa Customer Reference No. **0068**

Project File No. **14/0944**

This document is issued by the Company subject to its General Conditions for Certification Services accessible at <http://www.sgs.com/en/Terms-and-Conditions.aspx> and the Supplementary Terms and Conditions accessible at <http://www.baseefa.com/terms-and-conditions.asp>. Attention is drawn to the limitation of liability, indemnification and jurisdiction issues defined therein. Any holder of this document is advised that information contained herein reflects the Company's findings at the time of its intervention only and within the limits of Client's instructions, if any. It does not necessarily indicate that the equipment may be used in particular industries or circumstances. The Company's sole responsibility is to its Client and this document does not exonerate parties to a transaction from exercising all their rights and obligations under the transaction documents. This document cannot be reproduced except in full, schedule included, without prior written approval of the Company. Any unauthorized alteration, forgery or falsification of the content or appearance of this document is unlawful and offenders may be prosecuted to the fullest extent of the law.

SGS Baseefa Limited

Rockhead Business Park, Staden Lane,
Buxton, Derbyshire SK17 9RZ

Telephone +44 (0) 1298 766600 Fax +44 (0) 1298 766601

e-mail info@baseefa.com web site www.baseefa.com

Registered in England No. 4305578.

Registered address: Rossmore Business Park, Ellesmere Port, Cheshire, CH65 3EN

R S SINCLAIR

GENERAL MANAGER

On behalf of SGS Baseefa Limited

Certificate Number
Baseefa04ATEX0220/12



Issued 15 January 2015
Page 2 of 2

13 **Schedule**

14 **Certificate Number Baseefa04ATEX0220/12**

15 **Description of the variation to the Equipment or Protective System**

Variation 12.1

To include an emergency version of the LED luminaires. The marking for emergency luminaires with the LED light source is:

Ⓔ II 2GD Ex e mb q IIC T4 Gb (-40°C ≤Ta ≤+55°C)
Ex tb IIIC T95°C Db

The following models are included:

Version	Light source	Mains input (Vac)	Input Current (mA)	Emergency operation (minutes)
-HV-550-E	2 x 600mm LED strip	220-254	155	90
-HV-1100-E	2 x 1200mm LED strip	220-254	295	90
-LV-550-E	2 x 600mm LED strip	110-130	275	90
-LV-1100-E	2 x 1200mm LED strip	110-130	545	90
-HV-550-E180	2 x 600mm LED strip	220-254	155	180
-HV-1100-E180	2 x 1200mm LED strip	220-254	295	180
-LV-550-E180	2 x 600mm LED strip	110-130	275	180
-LV-1100-E180	2 x 1200mm LED strip	110-130	545	180

16 **Report Number**

GB/BAS/ExTR15.0006/00 held with IECEx BAS 09.0017.

17 **Specific Conditions of Use**

None.

18 **Essential Health and Safety Requirements**

Compliance with the Essential Health and Safety Requirements is not affected by this variation.

19 **Drawings and Documents**

Number	Sheet	Issue	Date	Description
H032752	1 to 5	1	15/01/2015	Protecta LED

This drawing is common to Baseefa04ATEX0220 and IECEx BAS 09.0017 and is held with IECEx BAS 09.0017.

Certificate Number
Baseefa04ATEX0220/13



Issued 10 June 2015
Page 1 of 2

1 **SUPPLEMENTARY EC - TYPE EXAMINATION CERTIFICATE**

2 **Equipment or Protective System Intended for use in Potentially Explosive Atmospheres
Directive 94/9/EC**

3 Supplementary EC - Type Examination Certificate Number: **Baseefa04ATEX0220/13**

4 Equipment or Protective System: **The Protecta III Range of Luminaires**

5 Manufacturer: **Chalmit Lighting**

6 Address: **388 Hillington Road, Glasgow, G52 4BL**

7 This supplementary certificate extends EC – Type Examination Certificate No. **Baseefa04ATEX0220** to apply to equipment or protective systems designed and constructed in accordance with the specification set out in the Schedule of the said certificate but having any variations specified in the Schedule attached to this certificate and the documents therein referred to.

This supplementary certificate shall be held with the original certificate.

Baseefa Customer Reference No. **0068**

Project File No. **15/0353**

This document is issued by the Company subject to its General Conditions for Certification Services accessible at <http://www.sgs.com/en/Terms-and-Conditions.aspx> and the Supplementary Terms and Conditions accessible at <http://www.baseefa.com/terms-and-conditions.asp>. Attention is drawn to the limitation of liability, indemnification and jurisdiction issues defined therein. Any holder of this document is advised that information contained herein reflects the Company's findings at the time of its intervention only and within the limits of Client's instructions, if any. It does not necessarily indicate that the equipment may be used in particular industries or circumstances. The Company's sole responsibility is to its Client and this document does not exonerate parties to a transaction from exercising all their rights and obligations under the transaction documents. This document cannot be reproduced except in full, schedule included, without prior written approval of the Company. Any unauthorized alteration, forgery or falsification of the content or appearance of this document is unlawful and offenders may be prosecuted to the fullest extent of the law.

SGS Baseefa Limited

Rockhead Business Park, Staden Lane,
Buxton, Derbyshire SK17 9RZ

Telephone +44 (0) 1298 766600 Fax +44 (0) 1298 766601

e-mail info@baseefa.com web site www.baseefa.com

Registered in England No. 4305578.

Registered address: Rossmore Business Park, Ellesmere Port, Cheshire, CH65 3EN

R S SINCLAIR
R S SINCLAIR

GENERAL MANAGER

On behalf of SGS Baseefa Limited

Certificate Number
Baseefa04ATEX0220/13



Issued 10 June 2015
Page 2 of 2

13 **Schedule**

14 **Certificate Number Baseefa04ATEX0220/13**

15 **Description of the variation to the Equipment or Protective System**

Variation 13.1

The permit the addition of a heater around the battery for the emergency LED models. The heater comprises of self-limiting heating unit to IECEx BAS 06.0043X/ Baseefa06ATEX0183X.

The heater can have an optional Ex d thermostat to IECEx LCI 07.0021/LCIE 01ATEX6074 in series with the heating cable. If provided the ambient temperature range is -40°C to + 45°C and the marking is Ex d e mb q IIC T4 Gb.

16 **Report Number**

GB/BAS/ExTR15.0125/00

17 **Specific Conditions of Use**

None.

18 **Essential Health and Safety Requirements**

Compliance with the Essential Health and Safety Requirements is not affected by this variation.

19 **Drawings and Documents**

Number	Sheet	Issue	Date	Description
H034297	1	-	04.06.15	Protecta LED Heater Details – 4ft
H034297	2	-	04.06.15	Protecta LED Heater Details – 2ft

These drawings are common to and held with IECEx BAS 09.0017.

Certificate Number
Baseefa04ATEX0220/14



Issued 11 November 2015
Page 1 of 2

- 1 **SUPPLEMENTARY EC - TYPE EXAMINATION CERTIFICATE**
- 2 **Equipment or Protective System Intended for use in Potentially Explosive Atmospheres
Directive 94/9/EC**
- 3 Supplementary EC - Type Examination Certificate Number: **Baseefa04ATEX0220/14**
- 4 Equipment or Protective System: **The Protecta III Range of Luminaires**
- 5 Manufacturer: **Chalmit Lighting**
- 6 Address: **388 Hillington Road, Glasgow, G52 4BL**
- 7 This supplementary certificate extends EC – Type Examination Certificate No. **Baseefa04ATEX0220** to apply to equipment or protective systems designed and constructed in accordance with the specification set out in the Schedule of the said certificate but having any variations specified in the Schedule attached to this certificate and the documents therein referred to.

This supplementary certificate shall be held with the original certificate.

Baseefa Customer Reference No. **0068**

Project File No. **15/0565 & 15/0638**

This document is issued by the Company subject to its General Conditions for Certification Services accessible at <http://www.sgs.com/en/Terms-and-Conditions.aspx> and the Supplementary Terms and Conditions accessible at <http://www.baseefa.com/terms-and-conditions.asp>. Attention is drawn to the limitation of liability, indemnification and jurisdiction issues defined therein. Any holder of this document is advised that information contained herein reflects the Company's findings at the time of its intervention only and within the limits of Client's instructions, if any. It does not necessarily indicate that the equipment may be used in particular industries or circumstances. The Company's sole responsibility is to its Client and this document does not exonerate parties to a transaction from exercising all their rights and obligations under the transaction documents. This document cannot be reproduced except in full, schedule included, without prior written approval of the Company. Any unauthorized alteration, forgery or falsification of the content or appearance of this document is unlawful and offenders may be prosecuted to the fullest extent of the law.


SGS Baseefa Limited

Rockhead Business Park, Staden Lane,
Buxton, Derbyshire SK17 9RZ

Telephone +44 (0) 1298 766600 Fax +44 (0) 1298 766601
e-mail info@baseefa.com web site www.baseefa.com

Registered in England No. 4305578.

Registered address: Rossmore Business Park, Ellesmere Port, Cheshire, CH65 3EN


R S SINCLAIR

GENERAL MANAGER

On behalf of SGS Baseefa Limited

Certificate Number
Baseefa04ATEX0220/14



Issued 11 November 2015
Page 2 of 2

13

Schedule

14

Certificate Number Baseefa04ATEX0220/14

15 Description of the variation to the Equipment or Protective System

Variation 14.1

To permit an optional flameproof isolation switch to IECEx EPS 14.0091U / EPS 14ATEX1765U, and additional terminals to IECEx PTB 04.0004U / PTB 98ATEX3125U for the LED versions of the luminaire.

When provided with the above the luminaire is marked:-

Ex d e mb q IIC T4 Gb Ta -40°C to +55°C.

Ex tb IIIC T95°C Db IP66/67

Variation 14.2

To permit an alternative ballast to IECEx DEK 13.0041U.

16 Report Number

GB/BAS/ExTR15.0287/00

17 Specific Conditions of Use

None.

18 Essential Health and Safety Requirements

Compliance with the Essential Health and Safety Requirements is not affected by this variation.

19 Drawings and Documents

Number	Sheet	Issue	Date	Description
H034906	1 & 2	0	31.08.15	Protecta LED Isolation Switch Arrangement
D2636	1	07	09.10.15	Protecta III Construction Details

These drawings are common to and held with IECEx BAS 09.0017.

Certificate Number
Baseefa04ATEX0220
Issue 15

SGS



Issued 13 June 2016
Page 2 of 6

13

Schedule

14

Certificate Number Baseefa04ATEX0220 - Issue 15

15 Description of Product

The Protecta III Range of Luminaires comprises single / twin bi-pin fluorescent lamp units of 18W and 36W in emergency and non-emergency variants.

The luminaire body is manufactured from glass reinforced polyester resin or stainless steel and the diffuser is manufactured from polycarbonate. The diffuser is hinged along one side to the body of the luminaire and along the other side a quick release snap-on clamp bar runs the entire length and is used to seal the diffuser to the body. The stainless steel body option has clips that are placed along the length of the luminaire. A gasket is secured in a groove in the body of the luminaire and forms an IP66/67 seal.

GRP models are identified by the catalogue code PRGE/***/, and the stainless steel models are identified by PRSE/***/. The code further defines the number and wattage of the lamps, bi-pin, emergency, voltage etc.

The control gear components are mounted within the body of the luminaire via a removable gear tray.

The electronic control gear is ATEX component certified. The component certification covers the parallel circuit ballast type ILB. The same certificate covers CNEVA electronic control gear incorporating an inverter for use on emergency models. Emergency models have a 6 volt battery made up of 5 Nickel-cadmium batteries connected in series rated at either 4 or 7 Ah. The CNEVA control gear controls the charging and discharging of the battery, providing under-voltage and over-voltage protection and preventing reverse polarity charging of the cells.

The body of the enclosure is fitted with 4 cable entries, maximum two at each end. The permitted component certified blanking elements to be used are detailed in the table below. Other suitable equipment certified blanking elements may be used.

Component / Manufacturer	Part No.	Certificate No.	Temperature range / IP rating
Blanking element / Redapt	PD-U-	IECEX SIR 05.0042U / SIRA00ATEX1094	-50°C to +150°C (Nitrile O'ring) / IP66/68
Blanking element / Hawke	Type 375	IECEX BAS 06.0056U / Baseefa06ATEX0236U	-60°C to +75°C / IP66/67
	Type 387	IECEX BAS 06.0029U / Baseefa06ATEX0118U	-60°C to +80°C (Nitrile O'ring) -60°C to +160°C (Silicone O'ring) / IP66/67

The enclosure must be fitted with suitably approved cable entry devices which shall maintain the ingress protection rating of the enclosure.

The body is also fitted with 2 x M8 bushes for mounting purposes. The stainless steel bodied version is supplied with external brackets to allow for mounting.

Brass earth continuity plates are fitted to the entries of the luminaires on the GRP bodied versions and an internal/external M8 earth stud is fitted to the body of the stainless steel bodied version. An earth terminal is also fitted to the gear tray. All the earth points are connected together via earth conductors.

The ambient temperature ranges for the different models of luminaire are shown in the table below.

Body Material	Lamp Type	Model	Lamps	T _{amb} (°C)	T Class	Max Surface temperature (°C)
GRP	Bi-pin	Non-emergency	2 x 18W	-20 to +55	T4	T85
			2 x 36W			
		Emergency	2 x 18W			
			2 x 36W			
Stainless Steel	Bi-pin	Non-emergency	2 x 18W	-20 to +55		
			2 x 36W			
		Emergency	2 x 18W	-20 to +45		
			2 x 36W			

Alternatively if the enclosures are fitted with the silicone gasket they may be used within a lower ambient of -40°C.

Internal wiring is by 0.75mm² or 1.0mm² stranded copper conductors with PVC insulation. Through wiring is by 2.5mm² or 4mm² stranded conductors with PVC insulation.

Various options are permitted as indicated below:-

- An isolating switch may be fitted to the luminaire operated by a raised lip on the diffuser. When the diffuser is opened the contacts of the switch open-circuit and de-energises the luminaire. When this switch is fitted the equipment is marked as follows:

Ⓔ II 2GD Ex d e mb q IIC T4 Gb Ex tb IIIC T85°C Db IP66/67

- Version of the enclosure with pole mounting option.

The base of the enclosure incorporates a sleeve for the pole. The sleeve is fitted internally with a certified cable gland and a silicone seal around the entry which maintains the IP66/67 rating of the luminaire. Grub screws are incorporated into the sleeve to secure the luminaire to the pole once mounted. When the pole mounted variation is used the luminaire is restricted to the temperature range and IP rating of the cable gland.

- To allow the optional addition of the Bartec Insert Switch 07-1511, certified as PTB98ATEX1032U. This will enable the removal of the fully isolated gear tray from the luminaire.

- To allow an alternative light source consisting of encapsulated LED strips and associated Ex q driver circuit covered by DEKRA13ATEX0096U and Baseefa14ATEX0365U respectively. The marking for luminaires with the LED light source is:

Ⓔ II 2GD Ex e mb q IIC T4 Gb (-40°C ≤ Ta ≤ +55°C)
Ex tb IIIC T95°C Db

The following models are included:

Version	Light source	Mains input (Vac)	Input Current (mA)
LV-550	2 x 600mm LED strip	110-130	275
LV-1100	2 x 1200mm LED strip	110-130	545
HV-550	2 x 600mm LED strip	220-254	155
HV-1100	2 x 1200mm LED strip	220-254	295

Certificate Number
Baseefa04ATEX0220
Issue 15

SGS



Issued 13 June 2016
Page 4 of 6

- 5 To include an emergency version of the LED luminaires. The marking for emergency luminaires with the LED light source is:

⊕ II 2GD Ex e mb q IIC T4 Gb (-40°C ≤ Ta ≤ +55°C)
 Ex tb IIIC T95°C Db

The following models are included:

Version	Light source	Mains input (Vac)	Input Current (mA)	Emergency operation (minutes)
-HV-550-E	2 x 600mm LED strip	220-254	155	90
-HV-1100-E	2 x 1200mm LED strip	220-254	295	90
-LV-550-E	2 x 600mm LED strip	110-130	275	90
-LV-1100-E	2 x 1200mm LED strip	110-130	545	90
-HV-550-E180	2 x 600mm LED strip	220-254	155	180
-HV-1100-E180	2 x 1200mm LED strip	220-254	295	180
-LV-550-E180	2 x 600mm LED strip	110-130	275	180
-LV-1100-E180	2 x 1200mm LED strip	110-130	545	180

- 6 To permit the addition of a heater around the battery for the emergency LED models. The heater comprises of self-limiting heating unit to IECEx BAS 06.0043X/ Baseefa06ATEX0183X.

The heater can have an optional Ex d thermostat to IECEx LCI 07.0021/LCIE 01ATEX6074 in series with the heating cable. If provided the ambient temperature range is -40°C to +45°C and the marking is Ex d e mb q IIC T4 Gb.

- 7 To permit an optional flameproof isolation switch type 07-1511-7 or type 07-1541-1 to IECEx EPS 14.0091U / EPS 14ATEX1765U, and additional terminals to IECEx PTB 04.0004U / PTB 98ATEX3125U for the LED versions of the luminaire.

When provided with the type 07-1511-7 switch the luminaire is marked:-
 Ex d e mb q IIC T4 Gb Ta -40°C to +55°C.
 Ex tb IIIC T95°C Db IP66/67

When provided with the type 07-1541-1 switch the luminaire is marked:-
 Ex d e mb q IIC T4 Gb Ta -20°C to +55°C.
 Ex tb IIIC T95°C Db IP66/67

16 Report Number

GB/BAS/ExTR16.0081/00

17 Specific Conditions of Use

None.

Certificate Number
Baseefa04ATEX0220
Issue 15



Issued 13 June 2016
Page 5 of 6

18 Essential Health and Safety Requirements

In addition to the Essential Health and Safety Requirements (EHSRs) covered by the standards listed at item 9, the following are considered relevant to this product, and conformity is demonstrated in the report:

Clause	Subject
1.0.1 indent 1	Prevent formation of Explosive Atmospheres
1.0.1 indent 3	Mitigate an explosion
1.0.5 indent 2	Application of CE Marking
1.0.6 c)	Literature must not contradict the instructions
1.2.3	Enclosed structures to prevent leaks
1.2.7	LVD type requirements
1.2.8	Overloading of equipment (protection relays, etc.)
1.3.5	Hazards from Pressure Compensation
1.4.1	External effects
1.4.2	Aggressive substances, etc.
1.5	Safety related devices
1.6.1	Manual Override to ensure safety of systems
1.6.3	Hazards from Power Failure
1.6.5	Placing of Warning Devices
3	Protective Systems

19 Drawings and Documents

New drawings submitted for this issue of certificate:

Number	Sheet	Issue	Date	Description
H034906	1 & 2	1	18.03.16	Protecta LED Isolation Switch Arrangement

Current drawings which remain unaffected by this issue:

Number	Sheet	Issue	Date	Description
D2636	1 of 6	07	09.10.15	Protecta III Construction details
D2636	2 of 6	5	29.02.12	Protecta III Construction details
D2636	3 of 6	4	29.02.12	Protecta III Construction details Spigot Entry Enclosure
D2636	4 of 6	5	29.02.12	Protecta III Construction details Stainless Steel Body Type
D2636	5 of 6	4	29.02.12	Protecta III Construction details Typical Wiring Diagrams
D2636	6 of 6	1	29.02.12	Protecta III Construction details
H029182	1 of 1	Original	28/11/13	Protecta GRP body tray isolation
H030362*	1 of 1	0	25/04/2014	M8 Mould Insert for Protecta
H032752	1 to 5	1	15/01/2015	Protecta LED
H034297	1	-	04.06.15	Protecta LED Heater Details – 4ft
H034297	2	-	04.06.15	Protecta LED Heater Details – 2ft

Certificate Number
Baseefa04ATEX0220
Issue 15

SGS



Issued 13 June 2016
Page 6 of 6

20 Certificate History

Certificate No.	Date	Comments
Baseefa04ATEX0220	2 nd July 2004	The release of the prime certificate. The associated test and assessment is documented in Test Report No. 04(C)0131.
Baseefa04ATEX0220/1	21 st September 2005	To permit a pole mounted version of the 4ft GRP body luminaire. The associated test and assessment is documented in Test Report No. 05(C)0316.
Baseefa04ATEX0220/2	8 th March 2006	The ballasts used in these luminaires, covered by KEMA00ATEX2121U, have been tested and comply with the requirements of Annex H of draft standard IEC 60079-7 edition 4.0 for both the Asymmetric Pulse Test and Asymmetric Power Test as described in Amendments 4 and 5 of the KEMA certificate.
Baseefa04ATEX0220/3	5 th April 2007	To recognise that the battery packs, without additional encapsulant, comply with the requirements of Clause 5.7.2 of EN 60079-7:2007 and therefore may be used in the arrangement as detailed in the schedule drawing.
Baseefa04ATEX0220/4	6 th February 2008	To include an additional method of cable connection to the plug and socket assembly between the battery and the electronic ballast.
Baseefa04ATEX0220/5	4 th November 2009	To allow the Ex d isolating switch currently used on the mono-pin luminaires to also be used on the bi-pin luminaires.
Baseefa04ATEX0220 issue 7	22 nd May 2012	To allow an alternative silicone gasket material
Baseefa04ATEX0220/8	17 April 2013	Minor drawing changes.
Baseefa04ATEX0220/9	30 January 2014	To allow the optional addition of the Bartec Insert Switch 07-1511, certified as PTB98ATEX1032U. This will enable the removal of the fully isolated gear tray from the luminaire.
Baseefa04ATEX0220/10	27 November 2014	To allow for an alternative mounting boss design by way of a moulded insert.
Baseefa04ATEX0220/11	28 November 2014	To allow an alternative light source consisting of encapsulated LED strips and associated Ex q driver circuit.
Baseefa04ATEX0220/12	15 January 2015	To include an emergency version of the LED luminaires.
Baseefa04ATEX0220/13	10 June 2015	To permit the addition of a heater around the battery for the emergency LED models.
Baseefa04ATEX0220/14	11 November 2015	To permit an optional flameproof isolation switch Type 07-1511-7 to IECEx EPS 14.0091U or EPS 14ATEX1765U.
Baseefa04ATEX0220 Issue 15	13 June 2016	To permit an additional optional flameproof isolation switch Type 07-1541-1 to IECEx EPS 14.0091U or EPS 14ATEX1765U.
For drawings applicable to each issue, see original of that issue.		

Certificate Number
Baseefa04ATEX0220
Issue 16



Issued 2 September 2016
Page 1 of 7

1 EU - TYPE EXAMINATION CERTIFICATE

2 Equipment or Protective System Intended for use in Potentially Explosive Atmospheres Directive 2014/34/EU

3 EU - Type Examination Certificate **Baseefa04ATEX0220 – Issue 16**
Number:

3.1 In accordance with Article 41 of Directive 2014/34/EU, EC-Type Examination Certificates referring to 94/9/EC that were in existence prior to the date of application of 2014/34/EU (20 April 2016) may be referenced as if they were issued in accordance with Directive 2014/34/EU. Supplementary Certificates to such EC-Type Examination Certificates, and new issues of such certificates, may continue to bear the original certificate number issued prior to 20 April 2016.

4 Product: **The Protecta III Range of Luminaires**

5 Manufacturer: **Chalmit Lighting**

6 Address: **388 Hillington Road, Glasgow, G52 4BL**

7 This re-issued certificate extends EU Type Examination Certificate No. **Baseefa04ATEX0220** to apply to product designed and constructed in accordance with the specification set out in the Schedule of the said certificate but having any variations specified in the Schedule attached to this certificate and the documents therein referred to

8 SGS Baseefa, Notified Body number 1180, in accordance with Article 17 of Directive 2014/34/EU of the European Parliament and of the Council, dated 26 February 2014, certifies that this product has been found to comply with the Essential Health and Safety Requirements relating to the design and construction of products intended for use in potentially explosive atmospheres given in Annex II to the Directive.

The examination and test results are recorded in confidential Report No. **See Certificate History**

9 Compliance with the Essential Health and Safety Requirements has been assured by compliance with:

EN 60079-0: 2009 EN 60079-1: 2007 EN 60079-5: 2007 EN 60079-7: 2007 EN 60079-18: 2004
EN 60079-28: 2015 EN 61241-1: 2004

except in respect of those requirements listed at item 18 of the Schedule.

10 If the sign "X" is placed after the certificate number, it indicates that the product is subject to the Specific Conditions of Use specified in the schedule to this certificate.

11 This EU - TYPE EXAMINATION CERTIFICATE relates only to the design and construction of the specified product. Further requirements of the Directive apply to the manufacturing process and supply of this product. These are not covered by this certificate.

12 The marking of the product shall include the following :

See Schedule

SGS Baseefa Customer Reference No. 0068

Project File No. 16/0582

This document is issued by the Company subject to its General Conditions for Certification Services accessible at <http://www.sgs.com/en/Terms-and-Conditions.aspx> and the Supplementary Terms and Conditions accessible at <http://www.sgs.com/SGSBaseefa/Terms-and-Conditions.aspx>. Attention is drawn to the limitation of liability, indemnification and jurisdiction issues defined therein. Any holder of this document is advised that information contained herein reflects the Company's findings at the time of its intervention only and within the limits of Client's instructions, if any. It does not necessarily indicate that the equipment may be used in particular industries or circumstances. The Company's sole responsibility is to its Client and this document does not exonerate parties to a transaction from exercising all their rights and obligations under the transaction documents. This document cannot be reproduced except in full, schedule included, without prior written approval of the Company. Any unauthorized alteration, forgery or falsification of the content or appearance of this document is unlawful and offenders may be prosecuted to the fullest extent of the law.

SGS Baseefa Limited

Rockhead Business Park, Staden Lane,
Buxton, Derbyshire SK17 9RZ

Telephone +44 (0) 1298 766600 Fax +44 (0) 1298 766601

e-mail baseefa@sgs.com web site www.sgs.co.uk/baseefa

Registered in England No. 4305578.

Registered address: Rossmore Business Park, Ellesmere Port, Cheshire, CH65 3EN

PP McInerney
R S SINCLAIR *McInerney*

TECHNICAL MANAGER

On behalf of SGS Baseefa Limited

Certificate Number
Baseefa04ATEX0220
Issue 16



Issued 2 September 2016
Page 2 of 7

13

Schedule

14

Certificate Number Baseefa04ATEX0220 - Issue 16

15 Description of Product

The Protecta III Range of Luminaires comprises single / twin bi-pin fluorescent lamp units of 18W and 36W in emergency and non-emergency variants.

The luminaire body is manufactured from glass reinforced polyester resin or stainless steel and the diffuser is manufactured from polycarbonate. The diffuser is hinged along one side to the body of the luminaire and along the other side a quick release snap-on clamp bar runs the entire length and is used to seal the diffuser to the body. The stainless steel body option has clips that are placed along the length of the luminaire. A gasket is secured in a groove in the body of the luminaire and forms an IP66/67 seal.

GRP models are identified by the catalogue code PRGE/**/, and the stainless steel models are identified by PRSE/**/. The code further defines the number and wattage of the lamps, bi-pin, emergency, voltage etc.

The control gear components are mounted within the body of the luminaire via a removable gear tray.

The electronic control gear is ATEX component certified. The component certification covers the parallel circuit ballast type ILB. The same certificate covers CNEVA electronic control gear incorporating an inverter for use on emergency models. Emergency models have a 6 volt battery made up of 5 Nickel-cadmium batteries connected in series rated at either 4 or 7 Ah. The CNEVA control gear controls the charging and discharging of the battery, providing under-voltage and over-voltage protection and preventing reverse polarity charging of the cells.

The body of the enclosure is fitted with 4 cable entries, maximum two at each end. The permitted component certified blanking elements to be used are detailed in the table below. Other suitable equipment certified blanking elements may be used.

Component / Manufacturer	Part No.	Certificate No.	Temperature range / IP rating
Blanking element / Redapt	PD-U-	SIRA00ATEX1094	-50°C to +150°C (Nitrile O'ring) / IP66/68
Blanking element / Hawke	Type 375	Baseefa06ATEX0236U	-60°C to +75°C / IP66/67
	Type 387	Baseefa06ATEX0118U	-60°C to +80°C (Nitrile O'ring) -60°C to +160°C (Silicone O'ring) / IP66/67

The enclosure must be fitted with suitably approved cable entry devices which shall maintain the ingress protection rating of the enclosure.

The body is also fitted with 2 x M8 bushes for mounting purposes. The stainless steel bodied version is supplied with external brackets to allow for mounting.

Brass earth continuity plates are fitted to the entries of the luminaires on the GRP bodied versions and an internal/external M8 earth stud is fitted to the body of the stainless steel bodied version. An earth terminal is also fitted to the gear tray. All the earth points are connected together via earth conductors.

Certificate Number
Baseefa04ATEX0220
Issue 16

SGS



Issued 2 September 2016
Page 3 of 7

The marking of the Protecta III Luminaire is:-

⊕ II 2GD Ex e mb q IIC T4 Gb
Ex tb IIIC T85°C Db IP66/67 (T_{amb} = see table below)

The ambient temperature ranges for the different models of luminaire are shown in the table below.

Body Material	Lamp Type	Model	Lamps	T _{amb} (°C)	T Class	Max Surface temperature (°C)
GRP	Bi-pin	Non-emergency	2 x 18W	-20 to +55	T4	T85
			2 x 36W			
		Emergency	2 x 18W			
			2 x 36W			
Stainless Steel	Bi-pin	Non-emergency	2 x 18W	-20 to +55	T4	T85
			2 x 36W			
		Emergency	2 x 18W	-20 to +45		
			2 x 36W			

Alternatively if the enclosures are fitted with the silicone gasket they may be used within a lower ambient of -40°C.

Internal wiring is by 0.75mm² or 1.0mm² stranded copper conductors with PVC insulation. Through wiring is by 2.5mm² or 4mm² stranded conductors with PVC insulation.

Various options are permitted as indicated below:-

- An isolating switch may be fitted to the luminaire operated by a raised lip on the diffuser. When the diffuser is opened the contacts of the switch open-circuit and de-energises the luminaire. When this switch is fitted the equipment is marked as follows:

⊕ II 2GD Ex d e mb q IIC T4 Gb Ex tb IIIC T85°C Db IP66/67

- Version of the enclosure with pole mounting option.

The base of the enclosure incorporates a sleeve for the pole. The sleeve is fitted internally with a certified cable gland and a silicone seal around the entry which maintains the IP66/67 rating of the luminaire. Grub screws are incorporated into the sleeve to secure the luminaire to the pole once mounted. When the pole mounted variation is used the luminaire is restricted to the temperature range and IP rating of the cable gland.

- To allow the optional addition of the Bartec Insert Switch 07-1511, certified as PTB98ATEX1032U. This will enable the removal of the fully isolated gear tray from the luminaire.

- To allow an alternative light source consisting of encapsulated LED strips afforded DEKRA13ATEX0096U or CML 16ATEX5017U, and associated Ex q driver circuit covered by Baseefa14ATEX0365U. The marking for luminaires with the LED light source is:

⊕ II 2GD Ex e mb op is q IIC T4 Gb (Ta -40°C to +55°C)
Ex mb op is tb IIIC T95°C Db

The following models are included:

Version	Light source	Mains input (Vac)	Input Current (mA)
LV-550	2 x 600mm LED strip	110-130	275
LV-1100	2 x 1200mm LED strip	110-130	545
HV-550	2 x 600mm LED strip	220-254	155
HV-1100	2 x 1200mm LED strip	220-254	295

Certificate Number
Baseefa04ATEX0220
Issue 16



Issued 2 September 2016
Page 4 of 7

- 5 To include an emergency version of the LED luminaires. The marking for emergency luminaires with the LED light source is:

Ⓔ II 2GD Ex e mb op is q IIC T4 Gb (Ta -40°C to +55°C)
Ex mb op is tb IIC T95°C Db

The following models are included:

Version	Light source	Mains input (Vac)	Input Current (mA)	Emergency operation (minutes)
-HV-550-E	2 x 600mm LED strip	220-254	155	90
-HV-1100-E	2 x 1200mm LED strip	220-254	295	90
-LV-550-E	2 x 600mm LED strip	110-130	275	90
-LV-1100-E	2 x 1200mm LED strip	110-130	545	90
-HV-550-E180	2 x 600mm LED strip	220-254	155	180
-HV-1100-E180	2 x 1200mm LED strip	220-254	295	180
-LV-550-E180	2 x 600mm LED strip	110-130	275	180
-LV-1100-E180	2 x 1200mm LED strip	110-130	545	180

- 6 To permit the addition of a heater around the battery for the emergency LED models. The heater comprises of self-limiting heating unit to Baseefa06ATEX0183X.

The heater can have an optional Ex d thermostat to LCIE 01ATEX6074 in series with the heating cable. If provided the marking is:-

Ⓔ II 2GD Ex d e mb op is q IIC T4 Gb (Ta -40°C to +45°C)
Ex mb op is tb IIC T95°C Db IP66/67

- 7 To permit an optional flameproof isolation switch type 07-1511-7 or type 07-1541-1 to EPS 14ATEX1765U and additional terminals to PTB 98ATEX3125U for the LED versions of the luminaire.

When provided with the type 07-1511-7 switch the luminaire is marked:-

Ⓔ II 2GD Ex d e mb op is q IIC T4 Gb (Ta -40°C to +55°C)
Ex mb op is tb IIC T95°C Db IP66/67

When provided with the type 07-1541-1 switch the luminaire is marked:-

Ⓔ II 2GD Ex d e mb q IIC T4 Gb (Ta -20°C to +55°C)
Ex mb op is tb IIC T95°C Db IP66/67

16 Report Number

See Certificate History

17 Specific Conditions of Use

None

Certificate Number
Baseefa04ATEX0220
Issue 16



Issued 2 September 2016
Page 5 of 7

18 Essential Health and Safety Requirements

In addition to the Essential Health and Safety Requirements (EHSRs) covered by the standards listed at item 9, the following are considered relevant to this product, and conformity is demonstrated in the report:

Clause	Subject
1.0.1 indent 1	Prevent formation of Explosive Atmospheres
1.0.1 indent 3	Mitigate an explosion
1.0.5 indent 2	Application of CE Marking
1.0.6 c)	Literature must not contradict the instructions
1.2.3	Enclosed structures to prevent leaks
1.2.7	LVD type requirements
1.2.8	Overloading of equipment (protection relays, etc.)
1.3.5	Hazards from Pressure Compensation
1.4.1	External effects
1.4.2	Aggressive substances, etc.
1.5	Safety related devices
1.6.1	Manual Override to ensure safety of systems
1.6.3	Hazards from Power Failure
1.6.5	Placing of Warning Devices
3	Protective Systems

19 Drawings and Documents

New drawings submitted for this issue of certificate:

Number	Sheet	Issue	Date	Description
H032752	1 to 5	2	29/08/2016	Protecta LED
H037781	1 of 1	0	30/08/2016	Protecta LED Coding Changes

Current drawings which remain unaffected by this issue:

Number	Sheet	Issue	Date	Description
D2636	1 of 6	07	09.10.15	Protecta III Construction details
D2636	2 of 6	5	29.02.12	Protecta III Construction details
D2636	3 of 6	4	29.02.12	Protecta III Construction details Spigot Entry Enclosure
D2636	4 of 6	5	29.02.12	Protecta III Construction details Stainless Steel Body Type
D2636	5 of 6	4	29.02.12	Protecta III Construction details Typical Wiring Diagrams
D2636	6 of 6	1	29.02.12	Protecta III Construction details
H029182	1 of 1	Original	28/11/13	Protecta GRP body tray isolation
H030362*	1 of 1	0	25/04/2014	M8 Mould Insert for Protecta
H034297	1	-	04.06.15	Protecta LED Heater Details – 4ft
H034297	2	-	04.06.15	Protecta LED Heater Details – 2ft

Certificate Number
Baseefa04ATEX0220
Issue 16

SGS



Issued 2 September 2016
Page 6 of 7

Number	Sheet	Issue	Date	Description
H034906	1 & 2	1	18.03.16	Protecta LED Isolation Switch Arrangement

20 Certificate History

Certificate No.	Date	Comments
Baseefa04ATEX0220	02 July 2004	The release of the prime certificate. The associated test and assessment is documented in Test Report No. 04(C)0131.
Baseefa04ATEX0220/1	21 September 2005	To permit a pole mounted version of the 4ft GRP body luminaire. The associated test and assessment is documented in Test Report No. 05(C)0316.
Baseefa04ATEX0220/2	08 March 2006	The ballasts used in these luminaires, covered by KEMA00ATEX2121U, have been tested and comply with the requirements of Annex H of draft standard IEC 60079-7 edition 4.0 for both the Asymmetric Pulse Test and Asymmetric Power Test as described in Amendments 4 and 5 of the KEMA certificate. No report.
Baseefa04ATEX0220/3	05 April 2007	To recognise that the battery packs, without additional encapsulant, comply with the requirements of Clause 5.7.2 of EN 60079-7:2007 and therefore may be used in the arrangement as detailed in the schedule drawing. No report.
Baseefa04ATEX0220/4	06 February 2008	To include an additional method of cable connection to the plug and socket assembly between the battery and the electronic ballast. No report.
Baseefa04ATEX0220/5	04 November 2009	To allow the Ex d isolating switch currently used on the mono-pin luminaires to also be used on the bi-pin luminaires. No report.
Baseefa04ATEX0220 issue 7	22 May 2012	To allow an alternative silicone gasket material. Certification report GB/BAS/ExTR09.0035/00 refers.
Baseefa04ATEX0220/8	17 April 2013	Minor drawing changes. Certification report GB/BAS/ExTR13.0092/00 refers.
Baseefa04ATEX0220/9	30 January 2014	To allow the optional addition of the Bartec Insert Switch 07-1511, certified as PTB98ATEX1032U. This will enable the removal of the fully isolated gear tray from the luminaire. Certification report GB/BAS/ExTR14.0037/00 refers.
Baseefa04ATEX0220/10	27 November 2014	To allow for an alternative mounting boss design by way of a moulded insert. Certification report GB/BAS/ExTR14.0286/00 refers.
Baseefa04ATEX0220/11	28 November 2014	To allow an alternative light source consisting of encapsulated LED strips and associated Ex q driver circuit. Certification report GB/BAS/ExTR14.00349/00 refers.
Baseefa04ATEX0220/12	15 January 2015	To include an emergency version of the LED luminaires. Certification report GB/BAS/ExTR15.0006/00 refers.
Baseefa04ATEX0220/13	10 June 2015	To permit the addition of a heater around the battery for the emergency LED models. Certification report GB/BAS/ExTR15.0125/00 refers.
Baseefa04ATEX0220/14	11 November 2015	To permit an optional flameproof isolation switch Type 07-1511-7 to EPS 14ATEX1765U. Certification report GB/BAS/ExTR15.0287/00 refers.

Certificate Number
Baseefa04ATEX0220
Issue 16



Issued 2 September 2016
Page 7 of 7

Certificate No.	Date	Comments
Baseefa04ATEX0220 Issue 15	13 June 2016	To permit an additional optional flameproof isolation switch Type 07-1541-1 to EPS 14ATEX1765U. Certification report GB/BAS/ExTR16.0081/00 refers.
Baseefa04ATEX0220 Issue 16	2 September 2016	To introduce alternative LED strips covered by CML16ATEX5017U. To clarify that the LED strips to Dekra13ATEX0096U and CML16ATEX5017U are afforded Ex mb op is certification and amend the Ex marking of the Protecta III LED Luminaire. Minor design change that does not affect certification. Certification report GB/BAS/ExTR16.0220/00 refers.
For drawings applicable to each issue, see original of that issue.		

Certificate Number
Baseefa04ATEX0220
Issue 17

SGS



Issued 9 March 2017
Page 1 of 7

1 EU - TYPE EXAMINATION CERTIFICATE

2 Equipment or Protective System Intended for use in Potentially Explosive Atmospheres Directive 2014/34/EU

3 EU - Type Examination Certificate Number: Baseefa04ATEX0220 – Issue 17
4 Product: The Protecta III Range of Luminaires
5 Manufacturer: Chalmit Lighting
6 Address: 388 Hillington Road, Glasgow, G52 4BL

7 This re-issued certificate extends EU Type Examination Certificate No. Baseefa04ATEX0220 to apply to product designed and constructed in accordance with the specification set out in the Schedule of the said certificate but having any variations specified in the Schedule attached to this certificate and the documents therein referred to.

8 SGS Baseefa, Notified Body number 1180, in accordance with Article 17 of Directive 2014/34/EU of the European Parliament and of the Council, dated 26 February 2014, certifies that this product has been found to comply with the Essential Health and Safety Requirements relating to the design and construction of products intended for use in potentially explosive atmospheres given in Annex II to the Directive.

The examination and test results are recorded in confidential Report No. GB/BAS/ExTR17.0088/00

9 Compliance with the Essential Health and Safety Requirements has been assured by compliance with:

EN 60079-0: 2009 EN 60079-1: 2007 EN 60079-5: 2007 EN 60079-7: 2007 EN 60079-18: 2004
EN 60079-28: 2015 EN 61241-1: 2004

except in respect of those requirements listed at item 18 of the Schedule.

10 If the sign "X" is placed after the certificate number, it indicates that the product is subject to the Specific Conditions of Use specified in the schedule to this certificate.

11 This EU - TYPE EXAMINATION CERTIFICATE relates only to the design and construction of the specified product. Further requirements of the Directive apply to the manufacturing process and supply of this product. These are not covered by this certificate.

12 The marking of the product shall include the following :

See Schedule

SGS Baseefa Customer Reference No. 0068

Project File No. 17/0188

This document is issued by the Company subject to its General Conditions for Certification Services accessible at <http://www.sgs.com/en/Terms-and-Conditions.aspx> and the Supplementary Terms and Conditions accessible at <http://www.sgs.com/SGSBaseefa/Terms-and-Conditions.aspx>. Attention is drawn to the limitation of liability, indemnification and jurisdiction issues defined therein. Any holder of this document is advised that information contained herein reflects the Company's findings at the time of its intervention only and within the limits of Client's instructions, if any. It does not necessarily indicate that the equipment may be used in particular industries or circumstances. The Company's sole responsibility is to its Client and this document does not exonerate parties to a transaction from exercising all their rights and obligations under the transaction documents. This document cannot be reproduced except in full, schedule included, without prior written approval of the Company. Any unauthorized alteration, forgery or falsification of the content or appearance of this document is unlawful and offenders may be prosecuted to the fullest extent of the law.

SGS Baseefa Limited

Rockhead Business Park, Staden Lane,
Buxton, Derbyshire SK17 9RZ

Telephone +44 (0) 1298 766600 Fax +44 (0) 1298 766601

e-mail baseefa@sgs.com web site www.sgs.co.uk/baseefa

Registered in England No. 4305578.

Registered address: Rossmore Business Park, Ellesmere Port, Cheshire, CH65 3EN

R S SINCLAIR
TECHNICAL MANAGER

On behalf of SGS Baseefa Limited

Certificate Number
Baseefa04ATEX0220
Issue 17

SGS



Issued 9 March 2017
Page 2 of 7

13

Schedule

14

Certificate Number Baseefa04ATEX0220 - Issue 17

15 Description of Product

The Protecta III Range of Luminaires comprises single / twin bi-pin fluorescent lamp units of 18W and 36W in emergency and non-emergency variants.

The luminaire body is manufactured from glass reinforced polyester resin or stainless steel and the diffuser is manufactured from polycarbonate. The diffuser is hinged along one side to the body of the luminaire and along the other side a quick release snap-on clamp bar runs the entire length and is used to seal the diffuser to the body. The stainless steel body option has clips that are placed along the length of the luminaire. A gasket is secured in a groove in the body of the luminaire and forms an IP66/67 seal.

GRP models are identified by the catalogue code PRGE/***/, and the stainless steel models are identified by PRSE/***/. The code further defines the number and wattage of the lamps, bi-pin, emergency, voltage etc.

The control gear components are mounted within the body of the luminaire via a removable gear tray.

The electronic control gear is ATEX component certified. The component certification covers the parallel circuit ballast type ILB. The same certificate covers CNEVA electronic control gear incorporating an inverter for use on emergency models. Emergency models have a 6 volt battery made up of 5 Nickel-cadmium batteries connected in series rated at either 4 or 7 Ah. The CNEVA control gear controls the charging and discharging of the battery, providing under-voltage and over-voltage protection and preventing reverse polarity charging of the cells.

The body of the enclosure is fitted with 4 cable entries, maximum two at each end. The permitted component certified blanking elements to be used are detailed in the table below. Other suitable equipment certified blanking elements may be used.

Component / Manufacturer	Part No.	Certificate No.	Temperature range / IP rating
Blanking element / Redapt	PD-U-	SIRA00ATEX1094	-50°C to +150°C (Nitrile O'ring) / IP66/68
Blanking element / Hawke	Type 375	Baseefa06ATEX0236U	-60°C to +75°C / IP66/67
	Type 387	Baseefa06ATEX0118U	-60°C to +80°C (Nitrile O'ring) -60°C to +160°C (Silicone O'ring) / IP66/67

The enclosure must be fitted with suitably approved cable entry devices which shall maintain the ingress protection rating of the enclosure.

The body is also fitted with 2 x M8 bushes for mounting purposes. The stainless steel bodied version is supplied with external brackets to allow for mounting.

Brass earth continuity plates are fitted to the entries of the luminaires on the GRP bodied versions and an internal/external M8 earth stud is fitted to the body of the stainless steel bodied version. An earth terminal is also fitted to the gear tray. All the earth points are connected together via earth conductors.

The marking of the Protecta III Luminaire is:-

Certificate Number
Baseefa04ATEX0220
Issue 17



Issued 9 March 2017
Page 3 of 7

⊕ II 2GD Ex e mb q IIC T4 Gb

Ex tb IIC T85°C Db IP66/67 (T_{amb} = see table below)

The ambient temperature ranges for the different models of luminaire are shown in the table below.

Body Material	Lamp Type	Model	Lamps	T _{amb} (°C)	T Class	Max Surface temperature (°C)
GRP	Bi-pin	Non-emergency	2 x 18W	-20 to +55	T4	T85
			2 x 36W			
		Emergency	2 x 18W			
			2 x 36W			
Stainless Steel	Bi-pin	Non-emergency	2 x 18W	-20 to +55	T4	T85
			2 x 36W			
		Emergency	2 x 18W	-20 to +45		
			2 x 36W			

Alternatively if the enclosures are fitted with the silicone gasket they may be used within a lower ambient of -40°C.

Internal wiring is by 0.75mm² or 1.0mm² stranded copper conductors with PVC insulation. Through wiring is by 2.5mm² or 4mm² stranded conductors with PVC insulation.

Various options are permitted as indicated below:-

1. An isolating switch may be fitted to the luminaire operated by a raised lip on the diffuser. When the diffuser is opened the contacts of the switch open-circuit and de-energises the luminaire. When this switch is fitted the equipment is marked as follows:

⊕ II 2GD Ex d e mb q IIC T4 Gb Ex tb IIC T85°C Db IP66/67

2. Version of the enclosure with pole mounting option.

The base of the enclosure incorporates a sleeve for the pole. The sleeve is fitted internally with a certified cable gland and a silicone seal around the entry which maintains the IP66/67 rating of the luminaire. Grub screws are incorporated into the sleeve to secure the luminaire to the pole once mounted. When the pole mounted variation is used the luminaire is restricted to the temperature range and IP rating of the cable gland.

3. To allow the optional addition of the Bartec Insert Switch 07-1511, certified as PTB98ATEX1032U. This will enable the removal of the fully isolated gear tray from the luminaire.

4. To allow an alternative light source consisting of encapsulated LED strips afforded DEKRA13ATEX0096U or CML 16ATEX5017U, and associated Ex q driver circuit covered by Baseefa14ATEX0365U. The marking for luminaires with the LED light source is:

⊕ II 2GD Ex e mb op is q IIC T4 Gb (T_a -40°C to +55°C)
Ex mb op is tb IIC T95°C Db

The following models are included:

Version	Light source	Mains input (Vac)	Input Current (mA)

Certificate Number
Baseefa04ATEX0220
Issue 17

SGS



Issued 9 March 2017
Page 4 of 7

LV-550	2 x 600mm LED strip	110-130	275
LV-1100	2 x 1200mm LED strip	110-130	545
HV-550	2 x 600mm LED strip	220-254	155
HV-1100	2 x 1200mm LED strip	220-254	295

5. To include an emergency version of the LED luminaires. The marking for emergency luminaires with the LED light source is:

Ⓔ II 2GD Ex e mb op is q IIC T4 Gb (Ta -40°C to +55°C)
Ex mb op is tb IIIC T95°C Db

The following models are included:

Version	Light source	Mains input (Vac)	Input Current (mA)	Emergency operation (minutes)
-HV-550-E	2 x 600mm LED strip	220-254	155	90
-HV-1100-E	2 x 1200mm LED strip	220-254	295	90
-LV-550-E	2 x 600mm LED strip	110-130	275	90
-LV-1100-E	2 x 1200mm LED strip	110-130	545	90
-HV-550-E180	2 x 600mm LED strip	220-254	155	180
-HV-1100-E180	2 x 1200mm LED strip	220-254	295	180
-LV-550-E180	2 x 600mm LED strip	110-130	275	180
-LV-1100-E180	2 x 1200mm LED strip	110-130	545	180

6. To permit the addition of a heater around the battery for the emergency LED models. The heater comprises of self-limiting heating unit to Baseefa06ATEX0183X.

The heater can have an optional Ex d thermostat to LCIE 01ATEX6074 in series with the heating cable. If provided the marking is:-

Ⓔ II 2GD Ex d e mb op is q IIC T4 Gb (Ta -40°C to +45°C)
Ex mb op is tb IIIC T95°C Db IP66/67

7. To permit an optional flameproof isolation switch type 07-1511-7 or type 07-1541-1 to EPS 14ATEX1765U and additional terminals to PTB 98ATEX3125U for the LED versions of the luminaire.

When provided with the type 07-1511-7 switch the luminaire is marked:-

Ⓔ II 2GD Ex d e mb op is q IIC T4 Gb (Ta -40°C to +55°C)
Ex mb op is tb IIIC T95°C Db IP66/67

Certificate Number
Baseefa04ATEX0220
Issue 17

SGS



Issued 9 March 2017
Page 5 of 7

When provided with the type 07-1541-1 switch the luminaire is marked:-

⊕ II 2GD Ex d e mb q IIC T4 Gb (Ta -20°C to +55°C)

Ex mb op is tb IIC T95°C Db IP66/67

8. To permit the optional use of Hawke Type CPSU Stopping plug covered by certificate Baseefa17ATEX0042U.

When provided with Hawke Type CPSU Stopping Plug the luminaire is marked:-

⊕ II 2GD Ex db e mb op is q IIC T4 Gb (Ta -40°C to +55°C)

Ex mb op is tb IIC T95oC Db IP66/67

16 Report Number

See Certificate History

17 Specific Conditions of Use

None

18 Essential Health and Safety Requirements

In addition to the Essential Health and Safety Requirements (EHSRs) covered by the standards listed at item 9, the following are considered relevant to this product:

Clause	Subject
1.0.1 indent 1	Prevent formation of Explosive Atmospheres
1.0.1 indent 3	Mitigate an explosion
1.0.5 indent 2	Application of CE Marking
1.0.6 c)	Literature must not contradict the instructions
1.2.3	Enclosed structures to prevent leaks
1.2.7	LVD type requirements
1.2.8	Overloading of equipment (protection relays, etc.)
1.3.5	Hazards from Pressure Compensation
1.4.1	External effects
1.4.2	Aggressive substances, etc.
1.5	Safety related devices
1.6.1	Manual Override to ensure safety of systems
1.6.3	Hazards from Power Failure
1.6.5	Placing of Warning Devices
3	Protective Systems

19 Drawings and Documents

New drawings submitted for this issue of certificate:

Number	Sheet	Issue	Date	Description
D2636	1 of 6	08	08/03/2017	Protecta III Construction details
H037781	1 of 1	1	08/03/2017	Protecta LED Coding Changes

Certificate Number
Baseefa04ATEX0220
Issue 17

SGS



Issued 9 March 2017
Page 6 of 7

Current drawings which remain unaffected by this issue:

Number	Sheet	Issue	Date	Description
D2636	2 of 6	5	29.02.12	Protecta III Construction details
D2636	3 of 6	4	29.02.12	Protecta III Construction details Spigot Entry Enclosure
D2636	4 of 6	5	29.02.12	Protecta III Construction details Stainless Steel Body Type
D2636	5 of 6	4	29.02.12	Protecta III Construction details Typical Wiring Diagrams
D2636	6 of 6	1	29.02.12	Protecta III Construction details
H029182	1 of 1	Original	28/11/13	Protecta GRP body tray isolation
H030362*	1 of 1	0	25/04/2014	M8 Mould Insert for Protecta
H034297	1	-	04.06.15	Protecta LED Heater Details – 4ft
H034297	2	-	04.06.15	Protecta LED Heater Details – 2ft
H034906	1 & 2	1	18.03.16	Protecta LED Isolation Switch Arrangement
H032752	1 to 5	2	29/08/2016	Protecta LED

20 Certificate History

Certificate No.	Date	Comments
Baseefa04ATEX0220	02 July 2004	The release of the prime certificate. The associated test and assessment is documented in Test Report No. 04(C)0131.
Baseefa04ATEX0220/1	21 September 2005	To permit a pole mounted version of the 4ft GRP body luminaire. The associated test and assessment is documented in Test Report No. 05(C)0316.
Baseefa04ATEX0220/2	08 March 2006	The ballasts used in these luminaires, covered by KEMA00ATEX2121U, have been tested and comply with the requirements of Annex H of draft standard IEC 60079-7 edition 4.0 for both the Asymmetric Pulse Test and Asymmetric Power Test as described in Amendments 4 and 5 of the KEMA certificate. No report.
Baseefa04ATEX0220/3	05 April 2007	To recognise that the battery packs, without additional encapsulant, comply with the requirements of Clause 5.7.2 of EN 60079-7:2007 and therefore may be used in the arrangement as detailed in the schedule drawing. No report.
Baseefa04ATEX0220/4	06 February 2008	To include an additional method of cable connection to the plug and socket assembly between the battery and the electronic ballast. No report.
Baseefa04ATEX0220/5	04 November 2009	To allow the Ex d isolating switch currently used on the mono-pin luminaires to also be used on the bi-pin luminaires. No report.
Baseefa04ATEX0220 issue 7	22 May 2012	To allow an alternative silicone gasket material. Certification report GB/BAS/ExTR09.0035/00 refers.
Baseefa04ATEX0220/8	17 April 2013	Minor drawing changes. Certification report GB/BAS/ExTR13.0092/00 refers.

Certificate Number
Baseefa04ATEX0220
Issue 17

SGS



Issued 9 March 2017
Page 7 of 7

Certificate No.	Date	Comments
Baseefa04ATEX0220/9	30 January 2014	To allow the optional addition of the Bartec Insert Switch 07-1511, certified as PTB98ATEX1032U. This will enable the removal of the fully isolated gear tray from the luminaire. Certification report GB/BAS/ExTR14.0037/00 refers.
Baseefa04ATEX0220/10	27 November 2014	To allow for an alternative mounting boss design by way of a moulded insert. Certification report GB/BAS/ExTR14.0286/00 refers.
Baseefa04ATEX0220/11	28 November 2014	To allow an alternative light source consisting of encapsulated LED strips and associated Ex q driver circuit. Certification report GB/BAS/ExTR14.00349/00 refers.
Baseefa04ATEX0220/12	15 January 2015	To include an emergency version of the LED luminaires. Certification report GB/BAS/ExTR15.0006/00 refers.
Baseefa04ATEX0220/13	10 June 2015	To permit the addition of a heater around the battery for the emergency LED models. Certification report GB/BAS/ExTR15.0125/00 refers.
Baseefa04ATEX0220/14	11 November 2015	To permit an optional flameproof isolation switch Type 07-1511-7 to EPS 14ATEX1765U. Certification report GB/BAS/ExTR15.0287/00 refers.
Baseefa04ATEX0220 Issue 15	13 June 2016	To permit an additional optional flameproof isolation switch Type 07-1541-1 to EPS 14ATEX1765U. Certification report GB/BAS/ExTR16.0081/00 refers.
Baseefa04ATEX0220 Issue 16	2 September 2016	To introduce alternative LED strips covered by CML16ATEX5017U. To clarify that the LED strips to Dekra13ATEX0096U and CML16ATEX5017U are afforded Ex mb op is certification and amend the Ex marking of the Protecta III LED Luminaire. Minor design change that does not affect certification. Certification report GB/BAS/ExTR16.0220/00 refers.
Baseefa04ATEX0220 Issue 17	9 March 2017	To permit the use of Hawke Type CSPU Stopping Plug to Baseefa17ATEX0042U coded Ex db IIC Gb IP66/67. Certification report GB/BAS/ExTR17.0088/00 refers.
For drawings applicable to each issue, see original of that issue.		

Certificate Number
Baseefa04ATEX0220
Issue 18



Issued 11 August 2017
Page 1 of 7

1 EU - TYPE EXAMINATION CERTIFICATE

2 Equipment or Protective System Intended for use in Potentially Explosive Atmospheres Directive 2014/34/EU

3 EU - Type Examination Certificate Number: **Baseefa04ATEX0220 – Issue 18**

4 Product: **The Protecta III Range of Luminaires**

5 Manufacturer: **Chalmit Lighting**

6 Address: **388 Hillington Road, Glasgow, G52 4BL**

7 This re-issued certificate extends EU Type Examination Certificate No. **Baseefa04ATEX0220** to apply to product designed and constructed in accordance with the specification set out in the Schedule of the said certificate but having any variations specified in the Schedule attached to this certificate and the documents therein referred to.

8 SGS Baseefa, Notified Body number 1180, in accordance with Article 17 of Directive 2014/34/EU of the European Parliament and of the Council, dated 26 February 2014, certifies that this product has been found to comply with the Essential Health and Safety Requirements relating to the design and construction of products intended for use in potentially explosive atmospheres given in Annex II to the Directive.

The examination and test results are recorded in confidential Report No. **GB/BAS/ExTR17.0224/00**

9 Compliance with the Essential Health and Safety Requirements has been assured by compliance with:

**EN 60079-0: 2009 EN 60079-1: 2007 EN 60079-5: 2007 EN 60079-7: 2007 EN 60079-18: 2004
EN 60079-28: 2015 EN 61241-1: 2004**

except in respect of those requirements listed at item 18 of the Schedule.

10 If the sign "X" is placed after the certificate number, it indicates that the product is subject to the Specific Conditions of Use specified in the schedule to this certificate.

11 This EU - TYPE EXAMINATION CERTIFICATE relates only to the design and construction of the specified product. Further requirements of the Directive apply to the manufacturing process and supply of this product. These are not covered by this certificate.

12 The marking of the product shall include the following :

See Schedule

SGS Baseefa Customer Reference No. **0068**

Project File No. **17/0431**

This document is issued by the Company subject to its General Conditions for Certification Services accessible at <http://www.sgs.com/en/Terms-and-Conditions.aspx> and the Supplementary Terms and Conditions accessible at <http://www.sgs.com/SGSBaseefa/Terms-and-Conditions.aspx>. Attention is drawn to the limitation of liability, indemnification and jurisdiction issues defined therein. Any holder of this document is advised that information contained herein reflects the Company's findings at the time of its intervention only and within the limits of Client's instructions, if any. It does not necessarily indicate that the equipment may be used in particular industries or circumstances. The Company's sole responsibility is to its Client and this document does not exonerate parties to a transaction from exercising all their rights and obligations under the transaction documents. This document cannot be reproduced except in full, schedule included, without prior written approval of the Company. Any unauthorized alteration, forgery or falsification of the content or appearance of this document is unlawful and offenders may be prosecuted to the fullest extent of the law.

SGS Baseefa Limited

Rockhead Business Park, Staden Lane,
Buxton, Derbyshire SK17 9RZ

Telephone +44 (0) 1298 766600 Fax +44 (0) 1298 766601
e-mail baseefa@sgs.com web site www.sgs.co.uk/baseefa

Registered in England No. 4305578.

Registered address: Rossmore Business Park, Ellesmere Port, Cheshire, CH65 3EN


R S SINCLAIR
TECHNICAL MANAGER

On behalf of SGS Baseefa Limited

13

Schedule

14

Certificate Number Baseefa04ATEX0220 - Issue 17

15 Description of Product

The Protecta III Range of Luminaires comprises single / twin bi-pin fluorescent lamp units of 18W and 36W in emergency and non-emergency variants.

The luminaire body is manufactured from glass reinforced polyester resin or stainless steel and the diffuser is manufactured from polycarbonate. The diffuser is hinged along one side to the body of the luminaire and along the other side a quick release snap-on clamp bar runs the entire length and is used to seal the diffuser to the body. The stainless steel body option has clips that are placed along the length of the luminaire. A gasket is secured in a groove in the body of the luminaire and forms an IP66/67 seal.

GRP models are identified by the catalogue code PRGE/***/, and the stainless steel models are identified by PRSE/***/. The code further defines the number and wattage of the lamps, bi-pin, emergency, voltage etc.

The control gear components are mounted within the body of the luminaire via a removable gear tray.

The electronic control gear is ATEX component certified. The component certification covers the parallel circuit ballast type ILB. The same certificate covers CNEVA electronic control gear incorporating an inverter for use on emergency models. Emergency models have a 6 volt battery made up of 5 Nickel-cadmium batteries connected in series rated at either 4 or 7 Ah. The CNEVA control gear controls the charging and discharging of the battery, providing under-voltage and over-voltage protection and preventing reverse polarity charging of the cells.

The body of the enclosure is fitted with 4 cable entries, maximum two at each end. The permitted component certified blanking elements to be used are detailed in the table below. Other suitable equipment certified blanking elements may be used.

Component / Manufacturer	Part No.	Certificate No.	Temperature range / IP rating
Blanking element / Redapt	PD-U-	SIRA00ATEX1094	-50°C to +150°C (Nitrile O'ring) / IP66/68
Blanking element / Hawke	Type 375	Baseefa06ATEX0236U	-60°C to +75°C / IP66/67
	Type 387	Baseefa06ATEX0118U	-60°C to +80°C (Nitrile O'ring) -60°C to +160°C (Silicone O'ring) / IP66/67

The enclosure must be fitted with suitably approved cable entry devices which shall maintain the ingress protection rating of the enclosure.

The body is also fitted with 2 x M8 bushes for mounting purposes. The stainless steel bodied version is supplied with external brackets to allow for mounting.

Brass earth continuity plates are fitted to the entries of the luminaires on the GRP bodied versions and an internal/external M8 earth stud is fitted to the body of the stainless steel bodied version. An earth terminal is also fitted to the gear tray. All the earth points are connected together via earth conductors.

Certificate Number
Baseefa04ATEX0220
Issue 18



Issued 11 August 2017
Page 3 of 7

The marking of the Protecta III Luminaire is:-

Ex II 2GD Ex e mb q IIC T4 Gb

Ex tb IIIC T85°C Db IP66/67 (T_{amb} = see table below)

The ambient temperature ranges for the different models of luminaire are shown in the table below.

Body Material	Lamp Type	Model	Lamps	T _{amb} (°C)	T Class	Max Surface temperature (°C)
GRP	Bi-pin	Non-emergency	2 x 18W	-20 to +55	T4	T85
			2 x 36W			
		Emergency	2 x 18W			
			2 x 36W			
Stainless Steel	Bi-pin	Non-emergency	2 x 18W	-20 to +55	T4	T85
			2 x 36W			
		Emergency	2 x 18W	-20 to +45		
			2 x 36W			

Alternatively if the enclosures are fitted with the silicone gasket they may be used within a lower ambient of -40°C.

Internal wiring is by 0.75mm² or 1.0mm² stranded copper conductors with PVC insulation. Through wiring is by 2.5mm² or 4mm² stranded conductors with PVC insulation.

Various options are permitted as indicated below:-

1. An isolating switch may be fitted to the luminaire operated by a raised lip on the diffuser. When the diffuser is opened the contacts of the switch open-circuit and de-energises the luminaire. When this switch is fitted the equipment is marked as follows:

Ex II 2GD Ex d e mb q IIC T4 Gb Ex tb IIIC T85°C Db IP66/67

2. Version of the enclosure with pole mounting option.

The base of the enclosure incorporates a sleeve for the pole. The sleeve is fitted internally with a certified cable gland and a silicone seal around the entry which maintains the IP66/67 rating of the luminaire. Grub screws are incorporated into the sleeve to secure the luminaire to the pole once mounted. When the pole mounted variation is used the luminaire is restricted to the temperature range and IP rating of the cable gland.

3. To allow the optional addition of the Bartec Insert Switch 07-1511, certified as PTB98ATEX1032U. This will enable the removal of the fully isolated gear tray from the luminaire.
4. To allow an alternative light source consisting of encapsulated LED strips afforded DEKRA13ATEX0096U or CML 16ATEX5017U, and associated Ex q driver circuit covered by Baseefa14ATEX0365U. The marking for luminaires with the LED light source is:

**Ex II 2GD Ex e mb op is q IIC T4 Gb (Ta -40°C to +55°C)
Ex mb op is tb IIIC T95°C Db**

Certificate Number
Baseefa04ATEX0220
Issue 18



Issued 11 August 2017
Page 4 of 7

The following models are included:

Version	Light source	Mains input (Vac)	Input Current (mA)
LV-550	2 x 600mm LED strip	110-130	275
LV-1100	2 x 1200mm LED strip	110-130	545
HV-550	2 x 600mm LED strip	220-254	155
HV-1100	2 x 1200mm LED strip	220-254	295

5. To include an emergency version of the LED luminaires. The marking for emergency luminaires with the LED light source is:

Ⓔ II 2GD Ex e mb op is q IIC T4 Gb (Ta -40°C to +55°C)
Ex mb op is tb IIIC T95°C Db

The following models are included:

Version	Light source	Mains input (Vac)	Input Current (mA)	Emergency operation (minutes)
-HV-550-E	2 x 600mm LED strip	220-254	155	90
-HV-1100-E	2 x 1200mm LED strip	220-254	295	90
-LV-550-E	2 x 600mm LED strip	110-130	275	90
-LV-1100-E	2 x 1200mm LED strip	110-130	545	90
-HV-550-E180	2 x 600mm LED strip	220-254	155	180
-HV-1100-E180	2 x 1200mm LED strip	220-254	295	180
-LV-550-E180	2 x 600mm LED strip	110-130	275	180
-LV-1100-E180	2 x 1200mm LED strip	110-130	545	180

6. To permit the addition of a heater around the battery for the emergency LED models. The heater comprises of self-limiting heating unit to Baseefa06ATEX0183X.

The heater can have an optional Ex d thermostat to LCIE 01ATEX6074 in series with the heating cable. If provided the marking is:-

Ⓔ II 2GD Ex d e mb op is q IIC T4 Gb (Ta -40°C to +45°C)
Ex mb op is tb IIIC T95°C Db IP66/67

Certificate Number
Baseefa04ATEX0220
Issue 18



Issued 11 August 2017
Page 5 of 7

7. To permit an optional flameproof isolation switch type 07-1511-7 or type 07-1541-I to EPS 14ATEX1765U and additional terminals to PTB 98ATEX3125U for the LED versions of the luminaire.

When provided with the type 07-1511-7 switch the luminaire is marked:-

⊕ II 2GD Ex d e mb op is q IIC T4 Gb (Ta -40°C to +55°C)
 Ex mb op is tb IIIC T95°C Db IP66/67

When provided with the type 07-1541-I switch the luminaire is marked:-

⊕ II 2GD Ex d e mb q IIC T4 Gb (Ta -20°C to +55°C)
 Ex mb op is tb IIIC T95°C Db IP66/67

8. To permit the optional use of Hawke Type CPSU Stopping plug covered by certificate Baseefa17ATEX0042U.

When provided with Hawke Type CPSU Stopping Plug the luminaire is marked:-

⊕ II 2GD Ex db e mb op is q IIC T4 Gb (Ta -40°C to +55°C)
 Ex mb op is tb IIIC T95°C Db IP66/67

9. To permit the use of steel as an alternative material for the LED and driver gear mounting plates and the use of an optional internal opaque diffuser over the LED's.

When the Internal Opaque Diffuser is fitted, the luminaire marking is unchanged, however the upper ambient temperature is limited to +45°C.

16 Report Number

See Certificate History

17 Specific Conditions of Use

None

18 Essential Health and Safety Requirements

In addition to the Essential Health and Safety Requirements (EHSRs) covered by the standards listed at item 9, the following are considered relevant to this product:

Clause	Subject
1.0.1 indent 1	Prevent formation of Explosive Atmospheres
1.0.1 indent 3	Mitigate an explosion
1.0.5 indent 2	Application of CE Marking
1.0.6 c)	Literature must not contradict the instructions
1.2.3	Enclosed structures to prevent leaks
1.2.7	LVD type requirements
1.2.8	Overloading of equipment (protection relays, etc.)
1.3.5	Hazards from Pressure Compensation
1.4.1	External effects
1.4.2	Aggressive substances, etc.
1.5	Safety related devices

Certificate Number
Baseefa04ATEX0220
Issue 18



Issued 11 August 2017
Page 6 of 7

Clause	Subject
1.6.1	Manual Override to ensure safety of systems
1.6.3	Hazards from Power Failure
1.6.5	Placing of Warning Devices
3	Protective Systems

19 Drawings and Documents

New drawings submitted for this issue of certificate:

Number	Sheet	Issue	Date	Description
H032752	1 to 7	3	20/07/2017	Protecta LED – Gear Tray Certification Drawing
H037781	1 of 1	2	30/07/2017	Protecta LED Coding Changes

Current drawings which remain unaffected by this issue:

Number	Sheet	Issue	Date	Description
D2636	1 of 6	08	08/03/2017	Protecta III Construction details
D2636	2 of 6	5	29.02.12	Protecta III Construction details
D2636	3 of 6	4	29.02.12	Protecta III Construction details Spigot Entry Enclosure
D2636	4 of 6	5	29.02.12	Protecta III Construction details Stainless Steel Body Type
D2636	5 of 6	4	29.02.12	Protecta III Construction details Typical Wiring Diagrams
D2636	6 of 6	1	29.02.12	Protecta III Construction details
H029182	1 of 1	Original	28/11/13	Protecta GRP body tray isolation
H030362*	1 of 1	0	25/04/2014	M8 Mould Insert for Protecta
H034297	1	-	04.06.15	Protecta LED Heater Details – 4ft
H034297	2	-	04.06.15	Protecta LED Heater Details – 2ft
H034906	1 & 2	1	18.03.16	Protecta LED Isolation Switch Arrangement

20 Certificate History

Certificate No.	Date	Comments
Baseefa04ATEX0220	02 July 2004	The release of the prime certificate. The associated test and assessment is documented in Test Report No. 04(C)0131.
Baseefa04ATEX0220/1	21 September 2005	To permit a pole mounted version of the 4ft GRP body luminaire. The associated test and assessment is documented in Test Report No. 05(C)0316.
Baseefa04ATEX0220/2	08 March 2006	The ballasts used in these luminaires, covered by KEMA00ATEX2121U, have been tested and comply with the requirements of Annex H of draft standard IEC 60079-7 edition 4.0 for both the Asymmetric Pulse Test and Asymmetric Power Test as described in Amendments 4 and 5 of the KEMA certificate. No report.
Baseefa04ATEX0220/3	05 April 2007	To recognise that the battery packs, without additional encapsulant, comply with the requirements of Clause 5.7.2 of EN 60079-7:2007 and therefore may be used in the arrangement as detailed in the schedule drawing. No report.

Certificate Number
Baseefa04ATEX0220
Issue 18



Issued 11 August 2017
Page 7 of 7

Certificate No.	Date	Comments
Baseefa04ATEX0220/4	06 February 2008	To include an additional method of cable connection to the plug and socket assembly between the battery and the electronic ballast. No report.
Baseefa04ATEX0220/5	04 November 2009	To allow the Ex d isolating switch currently used on the mono-pin luminaires to also be used on the bi-pin luminaires. No report.
Baseefa04ATEX0220 issue 7	22 May 2012	To allow an alternative silicone gasket material. Certification report GB/BAS/ExTR09.0035/00 refers.
Baseefa04ATEX0220/8	17 April 2013	Minor drawing changes. Certification report GB/BAS/ExTR13.0092/00 refers.
Baseefa04ATEX0220/9	30 January 2014	To allow the optional addition of the Bartec Insert Switch 07-1511, certified as PTB98ATEX1032U. This will enable the removal of the fully isolated gear tray from the luminaire. Certification report GB/BAS/ExTR14.0037/00 refers.
Baseefa04ATEX0220/10	27 November 2014	To allow for an alternative mounting boss design by way of a moulded insert. Certification report GB/BAS/ExTR14.0286/00 refers.
Baseefa04ATEX0220/11	28 November 2014	To allow an alternative light source consisting of encapsulated LED strips and associated Ex q driver circuit. Certification report GB/BAS/ExTR14.00349/00 refers.
Baseefa04ATEX0220/12	15 January 2015	To include an emergency version of the LED luminaires. Certification report GB/BAS/ExTR15.0006/00 refers.
Baseefa04ATEX0220/13	10 June 2015	To permit the addition of a heater around the battery for the emergency LED models. Certification report GB/BAS/ExTR15.0125/00 refers.
Baseefa04ATEX0220/14	11 November 2015	To permit an optional flameproof isolation switch Type 07-1511-7 to EPS 14ATEX1765U. Certification report GB/BAS/ExTR15.0287/00 refers.
Baseefa04ATEX0220 Issue 15	13 June 2016	To permit an additional optional flameproof isolation switch Type 07-1541-1 to EPS 14ATEX1765U. Certification report GB/BAS/ExTR16.0081/00 refers.
Baseefa04ATEX0220 Issue 16	2 September 2016	To introduce alternative LED strips covered by CML16ATEX5017U. To clarify that the LED strips to Dekra13ATEX0096U and CML16ATEX5017U are afforded Ex mb op is certification and amend the Ex marking of the Protecta III LED Luminaire. Minor design change that does not affect certification. Certification report GB/BAS/ExTR16.0220/00 refers.
Baseefa04ATEX0220 Issue 17	9 March 2017	To permit the use of Hawke Type CSPU Stopping Plug to Baseefa17ATEX0042U coded Ex db IIC Gb IP66/67. Certification report GB/BAS/ExTR17.0088/00 refers.
Baseefa04ATEX0220 Issue 18	11 August 2017	To permit the use of steel as an alternative material for the LED and driver gear mounting plates and the use of an optional internal opaque diffuser over the LED's. Certification report GB/BAS/ExTR17.0224/00 refers.
For drawings applicable to each issue, see original of that issue.		



SCATTERGOOD & JOHNSON LTD

ELECTRICAL ENGINEERING & FLUID CONTROL DISTRIBUTORS

Est.1899

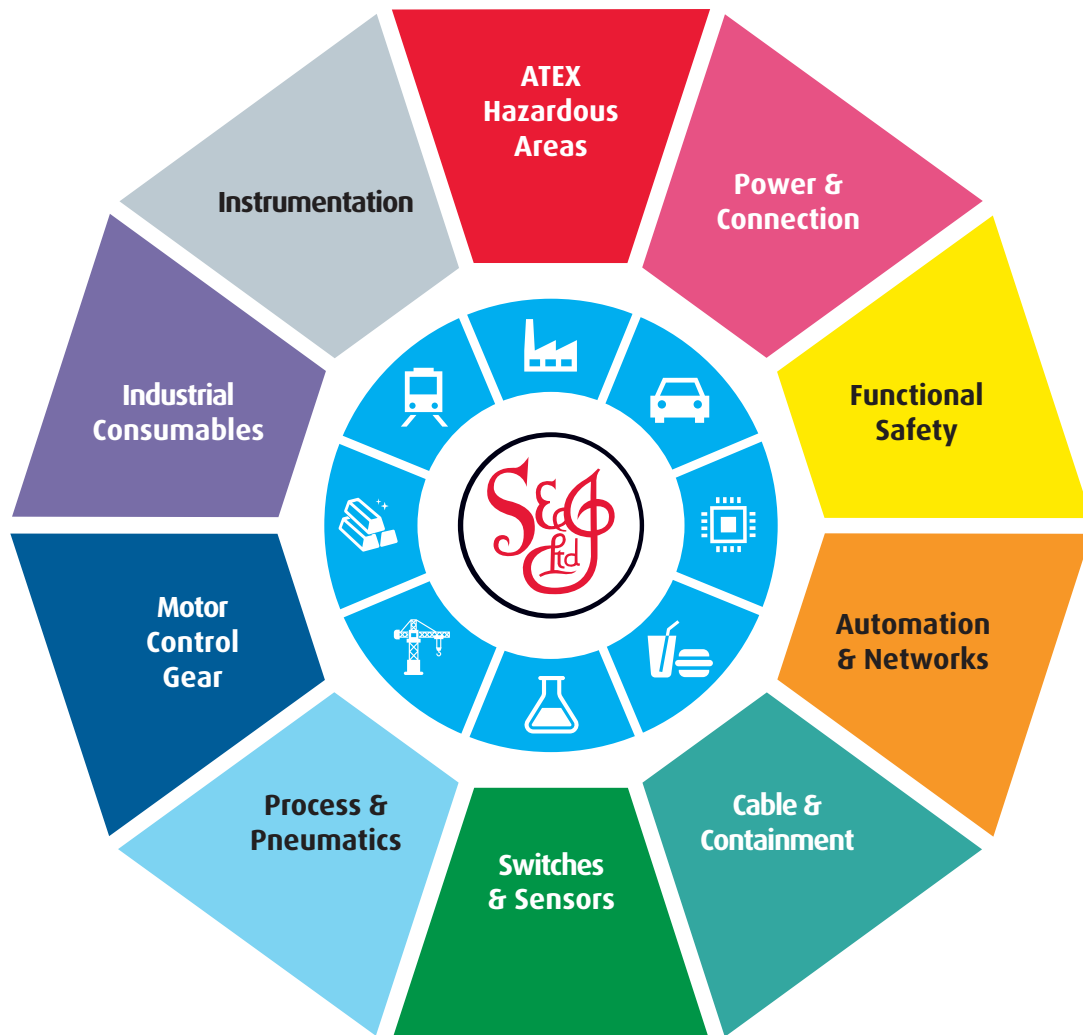
At Scattergood & Johnson Ltd, we pride ourselves on being a technical distributor to specialist industries.

Working with a range of quality product suppliers across a number of specialist markets, we are not your average 'box shifter' - we are your technical and supply chain partner.

We fully support every product we sell - for free! Our internal team and external sales engineers can answer any product or application question, no matter the complexity.

Backing up this technical ability is a range of 50,000+ products available from stock for nationwide next day delivery (same day if required!), or you can collect what you need from any of our trade counters around the UK.

Select your specialist interest below to learn more about how we can help.



Online, In Branch and On the Road - Scattergood & Johnson Ltd, there when you need us.

www.scatts.co.uk