

ASCO™ Solenoid Valves

For High Pressure Fluids

Direct Operated, 1/8" or 1/4" tapped, 15 mm Compression Fittings

2/2 NC-NO
Series
262

- High operating pressure
- RoHS compliance
- AC/DC interchangeability of the coil possible only for NC (10,1 W/11,6 W and 17,1 W/22,6 W)
- Valves do not require a minimum operating pressure
- Large selection of seal materials providing wide chemical compatibility
- Compliance with UL and CSA standards
- The solenoid valves satisfy all relevant EU directives

General

Differential pressure See «SPECIFICATIONS» [1 bar = 100 kPa]
Maximum viscosity 65 cSt (mm²/s)
Response time 5 - 25 ms

fluids (*)	temperature range (TS)	seal materials (*)
air, inert gas, water, oil	-25°C to +80°C	NBR (nitrile)
	0°C to +60°C	UR (cast urethane)

Materials in contact with fluid

(*) Ensure that the compatibility of the fluids in contact with the materials is verified

Body Brass or Stainless steel, AISI 304
Shading coil Copper or Silver
Core tube Stainless steel, AISI 305
Core and plugnut Stainless steel, AISI 430F
Springs Stainless steel, AISI 302
Seal NBR
Disc NBR or UR
Disc holder (NO function) PA

Electrical characteristics

Coil insulation class F (AC) or H (DC)
Connector Spade plug (cable Ø 6-10 mm)
Connector specification ISO 4400 / EN 175301-803, form A
Electrical safety IEC 335
Electrical enclosure protection Moulded IP65 (EN 60529)
Standard voltages DC (=) : 24V - 48V
 (Other voltages and 60 Hz on request) AC (-) : 24V - 48V - 115V - 230V/50 Hz

operator ambient temperature range (TS) (°C)	power ratings				replacement coil ⁽¹⁾	
	inrush ~ (VA)	holding ~ (VA)	hot/cold = (W)	hot/cold = (W)	~ 230 V/50 Hz	= 24 V DC
-25 to +55	30	16	8,1	7,7/ 10,6	238213-059	238513-006
	45	20	11,1	12,5/18,6	238213-157	238513-106
	50	25	10,1	8,5/11,6	238613-059	238913-006
	70	40	17,1	15,1/22,6	238613-159	238913-106

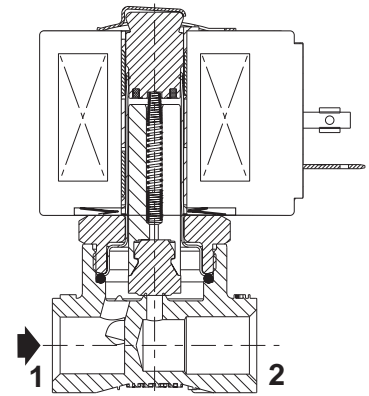
⁽¹⁾ All 238 basic numbers are UL & CSA approved and marked with the UR (recognised component) & CSA logos.

Options

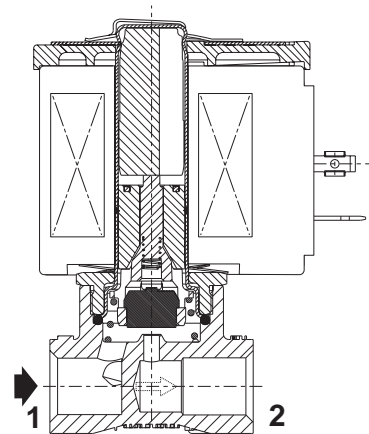
- Seals and disc (τ) ⁽²⁾ (fluid temperature range)
 - FPM (fluoroelastomer): -15°C to +100°C (coil class F), -15°C to +120°C (coil class H)
 - EPDM (ethylene-propylene), 0°C to +100°C
 - CR (chloroprene), 0°C to +80°C
 - PTFE: -15°C to +100°C (coil class F), -15°C to +120°C (coil class H)
- Oxygen service, FPM disc and seals, see "15-DIGIT PRODUCT CODE"
- WRAS approval, EPDM disc and seals, see "15-DIGIT PRODUCT CODE"
- Magnetic latching versions, reverse polarity DC voltages, see "15-DIGIT PRODUCT CODE FOR MAGNETIC LATCHING VERSION ONLY"
- 15 mm compression-fitting body, supplied with nut and olive, see "15-DIGIT PRODUCT CODE"
- Connector with visual indication and peak voltage suppression or with cable length of 2 m
- Explosionproof enclosures for use in zones 1/21-2/22, categories 2-3 to ATEX Directive 2014/34/EU (See page: 8)

(*) Ensure that the compatibility of the fluids in contact with the materials is verified.

⁽²⁾ The minimum ambient temperature of the solenoid valve is determined by the limitations of minimum temperature indicated.



NC function



NO function

Specifications

															15-DIGIT PRODUCT CODE							
pipe size	orifice size	flow coefficient Kv			operating pressure differential (bar)						power coil (W)		thread type	dimensions / type ⁽¹⁾	brass	stainless steel	voltage code					
					max. (PS)												24 V/50 Hz	48 V/50 Hz	115 V/50 Hz	230 V/50 Hz	24 V/DC	48 V/DC
		min.	air (*)		water (*)		oil (*)		~	=	~	=										
(mm)	(m ³ /h)	(l/min)	~	=	~	=	~	=	~	=	~	=										
Without manual operator																						
NC - Normally closed, NBR seal and disc																						
1/8	1,2	0,05	0,8	0	51	51	51	41	50	34	8,1	10,6	G	01	G262K001S1N00	-	FL	FR	FT	F8	H1	H9
					51	51	51	41	50	34	8,1	10,6	NPT	01	-	8262K012S1N00						
	2,4	0,18	3	0	25	14	22	10	13	10	8,1	10,6	G	01	G262K014S1N00	-						
					25	14	22	10	13	10	8,1	10,6	NPT	01	-	8262K015S1N00						
	3,2	0,3	5	0	12	8	12	6,5	8	6	8,1	10,6	G	01	G262K002S1N00	-						
					12	8	12	6,5	8	6	8,1	10,6	NPT	01	-	8262K006S1N00						
1/4	1,2	0,05	0,8	0	103	68	103	66	103	58	10,1	11,6	G*	02	E262K200S1W00 ⁽²⁾	-						
					151	68	151	66	117	58	10,1	11,6	G*	02	-	E262K214S1W00 ⁽²⁾						
					151	68	151	66	117	58	10,1	11,6	NPT	02	-	8262K214S1W00 ⁽²⁾						
					51	51	51	41	50	34	8,1	10,6	G*	01	E262K019S1N00	-						
					51	51	51	41	50	34	8,1	10,6	NPT	01	-	8262K080S1N00						
					51	51	51	41	50	34	8,1	10,6	G*	01	E262K020S1N00	-						
	2,4	0,18	3	0	25	14	22	10	11	10	8,1	10,6	G*	01	E262K020S1N00	-						
					25	14	22	10	11	10	8,1	10,6	NPT	01	-	8262K086S1N00						
					34	19	24	13	18	13	11,1	18,6	G*	01	E262K021S1N00	-						
					34	19	24	13	18	13	11,1	18,6	NPT	01	-	8262K086S1N00						
					40	16	28	16	28	15	10,1	11,6	G*	02	E262K108S1N00	E262K182S1N00						
					40	16	28	16	28	15	10,1	11,6	NPT	02	-	8262K182S1N00						
	3,2	0,3	5	0	49	41	28	28	28	27	17,1	22,6	G*	02	E262K109S1N00	E262K183S1N00						
					49	41	28	28	28	27	17,1	22,6	NPT	02	-	8262K183S1N00						
					12	8	12	6,5	6	5,5	8,1	10,6	G*	01	E262K022S1N00	-						
					12	8	12	6,5	6	5,5	8,1	10,6	NPT	01	-	8262K007S1N00						
					18	10	17	8	10	7,5	11,1	18,6	G*	01	E262K023S1N00	-						
					18	10	17	8	10	7,5	11,1	18,6	NPT	01	-	8262K007S1N00						
	4	0,45	7,5	0	23	7,5	20	7	14	6,5	10,1	11,6	G*	02	E262K232S1N00	E262K184S1N00						
					23	7,5	20	7	14	6,5	10,1	11,6	NPT	02	-	8262K184S1N00						
					34	17	26	17	24	15	17,1	22,6	G*	02	E262K110S1N00	E262K185S1N00						
					34	17	26	17	24	15	17,1	22,6	NPT	02	-	8262K185S1N00						
					7	5	7	4	4	4	8,1	10,6	G	01	E262K111S1N00	E262K186S1N00						
					7	5	7	4	4	4	8,1	10,6	NPT	01	-	8262K186S1N00						
5,6	0,63	10,5	0	14	3,5	13	3,5	10	3,5	10,1	11,6	G*	02	E262K202S1N00	E262K220S1N00							
				14	3,5	13	3,5	10	3,5	10,1	11,6	NPT	02	-	8262K220S1N00							
				20	7,5	14	7,5	14	7,5	17,1	22,6	G*	02	E262K112S1N00	E262K187S1N00							
				20	7,5	14	7,5	14	7,5	17,1	22,6	NPT	02	-	8262K187S1N00							
				6,5	2	6,5	2	6,5	2	10,1	11,6	G*	02	E262K208S1N00	E262K226S1N00							
				6,5	2	6,5	2	6,5	2	10,1	11,6	NPT	02	-	8262K226S1N00							
7,1	0,76	12,7	0	8,5	4	8,5	4	8,5	4	17,1	22,6	G*	02	E262K114S1N00	E262K188S1N00							
				8,5	4	8,5	4	8,5	4	17,1	22,6	NPT	02	-	8262K188S1N00							
				3,5	2	3,5	2	2,5	1,9	8,1	10,6	G*	01	E262K013S1N00	-							
				3,5	2	3,5	2	2,5	1,9	8,1	10,6	NPT	01	-	8262K036S1N00							
				2	1,6	2	1,5	2	1,3	8,1	10,6	G*	01	E262K090S1N00	-							
				2	1,6	2	1,5	2	1,3	8,1	10,6	NPT	01	-	8262K038S1N00							
7,1	0,76	12,7	0	4	1,5	5	1,5	4	1,3	10,1	11,6	G*	02	E262K210S1N00	E262K189S1N00							
				4	1,5	5	1,5	4	1,3	10,1	11,6	NPT	02	-	8262K189S1N00							
				6	3	6	3	6	3	17,1	22,6	G*	02	E262K212S1N00	E262K230S1N00							
												NPT	02	-	8262K230S1N00							

⁽¹⁾For dimensions, see drawing(s) for each construction type on the following page(s).
 (*) Ensure that the compatibility of the fluids in contact with the materials is verified.

⁽²⁾ UR disc only, fluid temperature 0°C to +60°C, no other elastomer can be used.

ASCO™ Solenoid Valves

Series
262

Specifications

															15-DIGIT PRODUCT CODE							
pipe size	orifice size	flow coefficient Kv			operating pressure differential (bar)						power coil (W)		thread type	dimensions / type ⁽¹⁾	brass	stainless steel	voltage code					
					max. (PS)												24 V/50 Hz	48 V/50 Hz	115 V/50 Hz	230 V/50 Hz	24 V/DC	48 V/DC
					air (*)		water (*)		oil (*)													
(mm)	(m ³ /h)	(l/min)	min.	~	=	~	=	~	=	~	=	~	=	~	=	~	=					
Without manual operator																						
NO - Normally open, NBR seal and disc																						
1/8	1,2	0,05	0,8	0	79	44	62	33	55	22	10,1	11,6	G 02	G262K155S1W00 ⁽²⁾	G262K168S1W00 ⁽²⁾	FL	FR	FT	F8	H1	H9	
					51	44	51	38	51	27	10,1	11,6	NPT 02	-	8262K168S1W00 ⁽²⁾							
	2,4	0,18	3	0	18	11	15	9	12	6,5	10,1	11,6	G 02	G262K128S1N00	G262K236S1N00							
					NPT 02	-	8262K236S1N00															
	3,2	0,3	5	0	11	6,5	10	6,5	8,5	4,5	10,1	11,6	G 02	G262K129S1N00	G262K237S1N00							
					NPT 02	-	8262K237S1N00															
1/4	1,2	0,05	0,8	0	79	44	62	33	55	22	10,1	11,6	G* 02	E262K161S1W00 ⁽²⁾	E262K199S1W00 ⁽²⁾							
					51	44	51	38	51	27	10,1	11,6	NPT 02	-	8262K199S1W00 ⁽²⁾							
	2,4	0,18	3	0	18	11	15	9	12	6,5	10,1	11,6	G* 02	E262K260S1N00	E262K130S1N00							
					NPT 02	-	8262K130S1N00															
	3,2	0,3	5	0	11	6,5	10	6,5	8,5	4,5	10,1	11,6	G* 02	E262K261S1N00	E262K134S1N00							
					NPT 02	-	8262K134S1N00															
4	0,47	7,8	0	6	4	6	3,5	4,5	3	10,1	11,6	G* 02	E262K262S1N00	E262K138S1N00								
				NPT 02	-	8262K138S1N00																
5,6	0,72	12	0	3	2	3	1,7	2,5	1,7	10,1	11,6	G* 02	E262K263S1N00	E262K142S1N00								
				NPT 02	-	8262K142S1N00																
7,1	0,83	13,8	0	3	2	3	1,7	2,5	1,7	10,1	11,6	G* 02	E262K264S1N00	E262K148S1N00								
				NPT 02	-	8262K148S1N00																
7,1	0,83	13,8	0	2	1,3	2	1,1	2	1,1	10,1	11,6	G* 02	E262K265S1N00	E262K148S1N00								
				NPT 02	-	8262K152S1N00																
With maintained manual operator																						
NC - Normally closed, NBR seal and disc																						
1/4	2,4	0,18	3	0	40	16	28	16	28	15	10,1	11,6	G* 02	E262K108S1N01	E262K182S1N01	FL	FR	FT	F8	H1	H9	
					49	41	28	28	28	27	17,1	22,6	NPT 02	-	8262K182S1N01							
	3,2	0,3	5	0	23	7,5	20	7	14	6,5	10,1	11,6	G* 02	E262K109S1N01	E262K183S1N01							
					NPT 02	-	8262K183S1N01															
	3,2	0,3	5	0	23	7,5	20	7	14	6,5	10,1	11,6	G* 02	E262K232S1N01	E262K184S1N01							
					NPT 02	-	8262K184S1N01															
	4	0,45	7,5	0	34	17	26	17	24	15	17,1	22,6	G* 02	E262K110S1N01	E262K185S1N01							
					NPT 02	-	8262K185S1N01															
	4	0,45	7,5	0	14	3,5	13	3,5	10	3,5	10,1	11,6	G* 02	E262K202S1N01	E262K185S1N01							
					NPT 02	-	8262K220S1N01															
	5,6	0,63	10,5	0	14	3,5	13	3,5	10	3,5	10,1	11,6	G* 02	E262K202S1N01	E262K220S1N01							
					NPT 02	-	8262K220S1N01															
	5,6	0,63	10,5	0	6,5	2	6,5	2	6,5	2	10,1	11,6	G* 02	E262K112S1N01	E262K187S1N01							
					NPT 02	-	8262K187S1N01															
	5,6	0,63	10,5	0	6,5	2	6,5	2	6,5	2	10,1	11,6	G* 02	E262K208S1N01	E262K226S1N01							
					NPT 02	-	8262K226S1N01															
	7,1	0,76	12,7	0	8,5	4	8,5	4	8,5	4	17,1	22,6	G* 02	E262K114S1N01	E262K188S1N01							
					NPT 02	-	8262K188S1N01															
7,1	0,76	12,7	0	4	1,5	5	1,5	4	1,3	10,1	11,6	G* 02	E262K210S1N01	E262K189S1N01								
				NPT 02	-	8262K189S1N01																
7,1	0,76	12,7	0	6	3	6	3	6	3	17,1	22,6	G* 02	E262K212S1N01	E262K189S1N01								
				NPT 02	-	8262K230S1N01																

⁽¹⁾ For dimensions, see drawing(s) for each construction type on the following page(s).

(*) Ensure that the compatibility of the fluids in contact with the materials is verified.

⁽²⁾ UR disc only, fluid temperature 0°C to +60°C, no other elastomer can be used.

00167CB-2019/R02
Availability, design and specifications are subject to change without notice. All rights reserved.

Configurator - CAD Files

15-DIGIT PRODUCT CODE
- **262 K 001 S1 N00 H1**

Thread connection

- G** = ISO 228/1 (1/8)
- E** = ISO 228/1 & ISO 7/1 (combination thread, G*)
- 8** = NPT (SAE 71051)
- H** = 15 mm compression fittings ⁽²⁾

Product series
262

Revision letter
K = Initial release

Valves version

Voltage - class

- FL** = 24 V / 50 Hz - class F
- FR** = 48 V / 50 Hz - class F
- FT** = 115 V / 50 Hz - class F
- F8** = 230 V / 50 Hz - class F
- H1** = 24 V DC - class H
- H9** = 48 V DC - class H

Options

- Without manual operator**
- N00** = NBR disc and seals
 - V00** = FPM disc and seals
 - VN0** = FPM disc and seals for Oxygen service
 - EMO** = EPDM disc and seals, WRAS approved ⁽²⁾
 - E00** = EPDM disc and seals
 - J00** = CR disc and seals
 - T00** = PTFE disc and seals ⁽¹⁾
- With maintained manual operator**
- N01** = NBR disc and seals
 - V01** = FPM disc and seals
 - VN1** = FPM disc and seals for Oxygen service
 - E01** = EPDM disc and seals
 - J01** = CR disc and seals

Electrical interface & explosion proof options

- S1** = With spade plug connector
- FN** = Aluminium enclosure, 1/2 NPT conduit, IECEx/ATEX
II 2G Ex db IIC Gb / II 2D Ex tb IIIC Db, zone 1-21 (equivalent to NF prefix)⁽³⁾
- FT** = Aluminium enclosure, 20 mm conduit, IECEx/ATEX
II 2G Ex db IIC Gb / II 2D Ex tb IIIC Db, zone 1-21 (equivalent to NFET prefix)⁽³⁾
- FS** = AISI 316L enclosure, 1/2 NPT conduit, IECEx/ATEX
II 2G Ex db IIC Gb / II 2D Ex tb IIIC Db, zone 1-21 (equivalent to WSNF prefix)⁽³⁾
- FU** = AISI 316L enclosure, 20 mm conduit, IECEx/ATEX
II 2G Ex db IIC Gb / II 2D Ex tb IIIC Db, zone 1-21 (equivalent to WSNFET prefix)⁽³⁾
- MV** = Steel enclosure, M20 cable gland, IECEx/ATEX
II 2G Ex eb mb IIC Gb / II 2D Ex tb IIIC Db, zone 1-21 (equivalent to EM prefix)⁽³⁾
- MT** = Steel enclosure, 20 mm conduit, IECEx/ATEX
II 2G Ex eb mb IIC Gb / II 2D Ex tb IIIC Db, zone 1-21 (equivalent to EMET prefix)⁽³⁾
- MN** = Steel enclosure, 1/2 NPT conduit, IECEx/ATEX
II 2G Ex eb mb IIC Gb / II 2D Ex tb IIIC Db, zone 1-21 (equivalent to EMT prefix)⁽³⁾
- MW** = AISI 316 enclosure, M20 cable gland, IECEx/ATEX
II 2G Ex eb mb IIC Gb / II 2D Ex tb IIIC Db, zone 1-21 (equivalent to WSEM prefix)⁽³⁾
- MU** = AISI 316 enclosure, 20 mm conduit, IECEx/ATEX
II 2G Ex eb mb IIC Gb / II 2D Ex tb IIIC Db, zone 1-21 (equivalent to WSEMET prefix)⁽³⁾
- MS** = AISI 316 enclosure, 1/2 NPT conduit, IECEx/ATEX
II 2G Ex eb mb IIC Gb / II 2D Ex tb IIIC Db, zone 1-21 (equivalent to WSEMT prefix)⁽³⁾
- A7** = Moulded enclosure, epoxy encapsulated, integrated cable, IECEx/ATEX
II 2G Ex mb IIC Gb / II 2D Ex mb IIIC Db, zone 1-21 (equivalent to PV prefix)⁽³⁾
- SG** = Moulded coil with connector, epoxy encapsulated, ATEX
II 3GD Ex ec IIC Gc / II 3GD Ex tc IIIC Dc, zone 22 (equivalent to SG prefix)⁽³⁾⁽⁴⁾

⁽¹⁾ Max. operating pressure limited to 75% of standard value.

⁽²⁾ Check the online configurator for available versions on Emerson.com/asco

⁽³⁾ Search prefix in Emerson.com/asco to get detailed technical information.

Please note that the valve pressure ratings with some of the ATEX enclosures will be reduced.

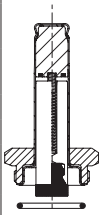
To obtain the correct pressure rating please check the landing pages of the "2-Way Solenoid Valve DIN Configurator".

⁽⁴⁾ Coils class F only.

ASCO™ Solenoid Valves

Series
262

		Spare parts kits no. (*)																
		AC (~)								DC (=)								
		NBR	FPM	FPM (oxygen)	EPDM	EPDM (+WRAS)	CR	PTFE	NBR + UR	NBR	FPM	FPM (oxygen)	EPDM	EPDM (+WRAS)	CR	PTFE	NBR + UR	
E262K013/019/020/021/022/023/090	M200001	N00	V00	VN0	E00	EM0	J00	T00	-	M200005	N00	V00	VN0	E00	EM0	J00	T00	-
E262K08/109/110/112/114	M200007	N00	V00	VN0	E00	EM0	J00	T00	-	M200007	N00	V00	VN0	E00	EM0	J00	T00	-
E262K130	M200017	N00	V00	VN0	E00	EM0	J00	T00	-	M200033	N00	V00	VN0	E00	EM0	J00	T00	-
E262K134	M200018	N00	V00	VN0	E00	EM0	J00	T00	-	M200033	N00	V00	VN0	E00	EM0	J00	T00	-
E262K138/142/148/152	M200018	N00	V00	VN0	E00	EM0	J00	T00	-	M200034	N00	V00	VN0	E00	EM0	J00	T00	-
E262K161	M200021	-	-	-	-	-	-	-	W00	-	-	-	-	-	-	-	-	-
E262K182/183/184/185/187/188/189	M200008	N00	V00	VN0	E00	EM0	J00	-	-	M200008	N00	V00	VN0	E00	EM0	J00	-	-
E262K200	M200007	-	-	-	-	-	-	-	W00	M200007	-	-	-	-	-	-	-	W00
E262K202/208/210/212	M200007	N00	V00	VN0	E00	EM0	J00	T00	-	M200007	N00	V00	VN0	E00	EM0	J00	T00	-
E262K214	M200008	-	-	-	-	-	-	-	W00	M200008	-	-	-	-	-	-	-	W00
E262K220/226/230	M200008	N00	V00	VN0	E00	EM0	J00	-	-	M200008	N00	V00	VN0	E00	EM0	J00	-	-
E262K232	M200007	N00	V00	VN0	E00	EM0	J00	T00	-	M200007	N00	V00	VN0	E00	EM0	J00	T00	-
E262K260	M200015	N00	V00	VN0	E00	EM0	J00	T00	-	M200031	N00	V00	VN0	E00	EM0	J00	T00	-
E262K261	M200016	N00	V00	VN0	E00	EM0	J00	T00	-	M200031	-	-	-	-	-	-	-	W00
E262K262/263/264/265	M200016	N00	V00	VN0	E00	EM0	J00	T00	-	M200032	N00	V00	VN0	E00	EM0	J00	T00	-
G262K001/002/014/016	M200001	N00	V00	VN0	E00	EM0	J00	T00	-	M200005	N00	V00	VN0	E00	EM0	J00	T00	-
G262K128	M200016	N00	V00	VN0	E00	EM0	J00	T00	-	M200031	N00	V00	VN0	E00	EM0	J00	T00	-
G262K129	M200016	N00	V00	VN0	E00	EM0	J00	T00	-	M200032	N00	V00	VN0	E00	EM0	J00	T00	-
G262K155	M200021	-	-	-	-	-	-	-	W00	-	-	-	-	-	-	-	-	-
G262K156	M200015	N00	V00	VN0	E00	EM0	J00	T00	-	M200031	N00	V00	VN0	E00	EM0	J00	T00	-
G262K168	M200021	-	-	-	-	-	-	-	W00	-	-	-	-	-	-	-	-	-
G262K169	M200017	N00	V00	VN0	E00	EM0	J00	T00	-	M200033	N00	V00	VN0	E00	EM0	J00	T00	-
G262K199	M200021	-	-	-	-	-	-	-	W00	-	-	-	-	-	-	-	-	-
G262K236	M200018	N00	V00	VN0	E00	EM0	J00	T00	-	M200033	N00	V00	VN0	E00	EM0	J00	T00	-
G262K237	M200018	N00	V00	VN0	E00	EM0	J00	T00	-	M200034	N00	V00	VN0	E00	EM0	J00	T00	-
8262K006/007/012/015/036/038	M200003	N00	V00	VN0	E00	EM0	J00	T00	-	M200005	N00	V00	VN0	E00	EM0	J00	T00	-
8262K080/086	M200003	N00	V00	VN0	E00	EM0	J00	T00	-	M200005	N00	V00	VN0	E00	EM0	J00	T00	-
8262K130	M200017	N00	V00	VN0	E00	EM0	J00	T00	-	M200033	N00	V00	VN0	E00	EM0	J00	T00	-
8262K134	M200018	N00	V00	VN0	E00	EM0	J00	T00	-	M200033	N00	V00	VN0	E00	EM0	J00	T00	-
8262K138/142/148/152	M200018	N00	V00	VN0	E00	EM0	J00	T00	-	M200034	N00	V00	VN0	E00	EM0	J00	T00	-
8262K168	M200021	-	-	-	-	-	-	-	W00	-	-	-	-	-	-	-	-	-
8262K169	M200017	N00	V00	VN0	E00	EM0	J00	T00	-	M200033	N00	V00	VN0	E00	EM0	J00	T00	-
8262K182/183/184/185/187/188/189	M200008	N00	V00	VN0	E00	EM0	J00	-	-	M200008	N00	V00	VN0	E00	EM0	J00	-	-
8262K199	M200021	-	-	-	-	-	-	-	W00	-	-	-	-	-	-	-	-	-
8262K220/226/230	M200008	N00	V00	VN0	E00	EM0	J00	-	-	M200008	N00	V00	VN0	E00	EM0	J00	-	-
8262K236	M200018	N00	V00	VN0	E00	EM0	J00	T00	-	M200033	N00	V00	VN0	E00	EM0	J00	T00	-
8262K237	M200018	N00	V00	VN0	E00	EM0	J00	T00	-	M200034	N00	V00	VN0	E00	EM0	J00	T00	-



(*) Ensure that the compatibility of the fluids in contact with the materials is verified.

00167CB-2019/R02 Availability, design and specifications are subject to change without notice. All rights reserved.

Magnetic latching version

fluids (*)	temperature range (TS)	seal materials (*)
water	0°C to +85°C	EPDM

Electrical characteristics

Coil insulation class
Standard voltages

F (DC)
DC (=) : 3V - 6V - 9V - 12V



operator ambient temperature range (TS) (°C)	power ratings		replacement coil (1)	
	hot/cold = (W)		=	
	640	641/642/643/644	6 V DC	12 V DC
0 to +40	2,5	-	400927-003	400927-005
	-	6	400927-007	400927-014

(1) All coils 400 series are not UL & CSA approved.

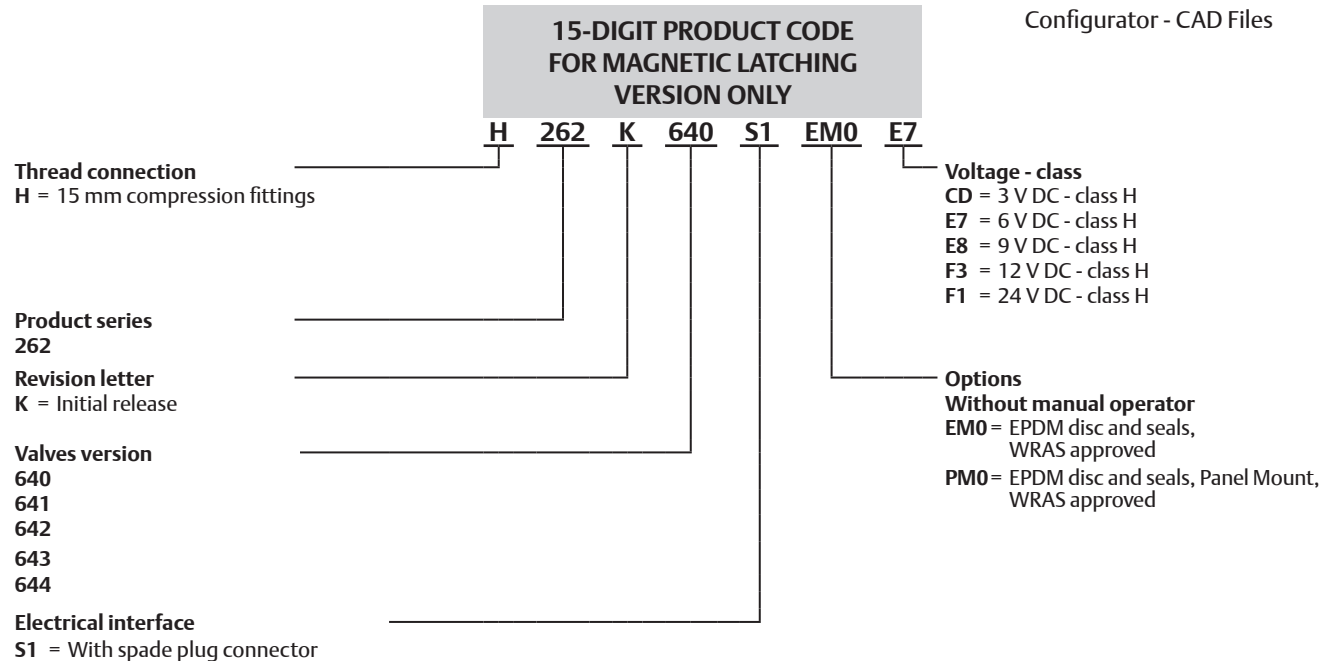
Specifications


pipe size (mm)	orifice size (mm)	flow coefficient Kv (m³/h) (l/min)	operating pressure differential (bar)		power coil (W)	thread type	dimensions / type (2)	15-DIGIT PRODUCT CODE						
			min.	max. (PS)				brass	voltage code					
				water (*)					3 V/DC	6 V/DC	9 V/DC	12 V/DC	24 V/DC	
Without manual operator														
EPDM seal and disc														
15 mm compression fittings	1,2	0,05	0,8	0	10	2,5	H	03	H262K640S1EM0	CD	E7	E8	F3	F1
	2,0	0,15	2,5	0	10	6	H	03	H262K641S1EM0					
	3,2	0,30	5,0	0	3	6	H	03	H262K642S1EM0					
	4	0,45	7,5	0	2	6	H	03	H262K643S1EM0					
	6,7	0,82	13,7	0	0,7	6	H	03	H262K644S1EM0					

(2) For dimensions, see drawing(s) for each construction type on the following page(s).

(*) Ensure that the compatibility of the fluids in contact with the materials is verified.

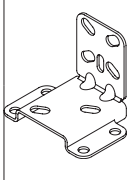
Configurator - CAD Files



Spare parts kits no. (*)	
DC (=)	
EPDM (+ WRAS)	
 H262K640 / H262K641 H262K642 / H262K643 H262K644	M200001 EM0

(*) Ensure that the compatibility of the fluids in contact with the materials is verified.

ASCO™ Solenoid Valves

		Accessories code
	Mounting bracket Steel version (AISI 1010 / 1.1121)	M200094A00
	Mounting bracket Stainless steel version (AISI 304 / 1.4301)	M200095A00

Installation

- The solenoid valves can be mounted in any position without affecting operation
- Solenoid valves have 2 mounting holes in body
- Thread connection “E” applicable for 1/4 have standard thread according to ISO 228/1 and ISO 7/1. Thread connection “G” applicable for 1/8, have standard thread according to ISO 228/1
- Thread connection “8” have standard thread = NPT (SAE 71051)
- Thread connection “H” have 1/2” male ‘G’ thread according to BS 2779 plus cap-nut and olive
- Installation/maintenance instructions are included with each valve

Dimensions (mm), Weight (kg)

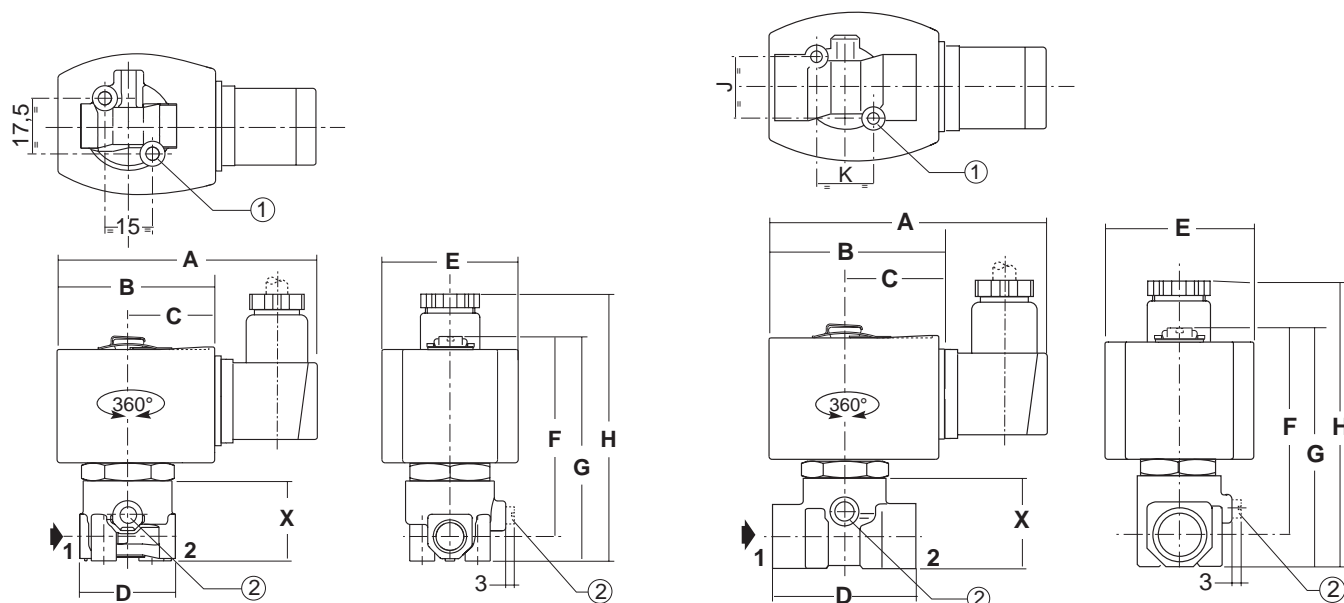
Configurator - CAD Files



TYPE 01
Electrical interface “S1”
Epoxy moulded
IEC 335 / ISO 4400
IP65

1/8, power coil 8,1 W / 10,6 W and 11,1 W / 18,6 W

1/4, power coil 8,1 W / 10,6 W and 11,1 W / 18,6 W




type	pipe size	A	B	C	D	E	F	G	H	X	weight ⁽¹⁾
01	1/8	88	51	30	30	43	62	71	88	26	0,30
	1/4	88	51	30	40	43	65	75	92	30	0,42

- ① 2 mounting holes:
M5 dia., depth 6,5 mm (1/8)
M5 dia., depth 7,5 mm (1/4)
- ② Manual operator location

⁽¹⁾ Incl. coil(s) and connector(s).

00167CB-2019/R02
Availability, design and specifications are subject to change without notice. All rights reserved.

Dimensions (mm), Weight (kg) 

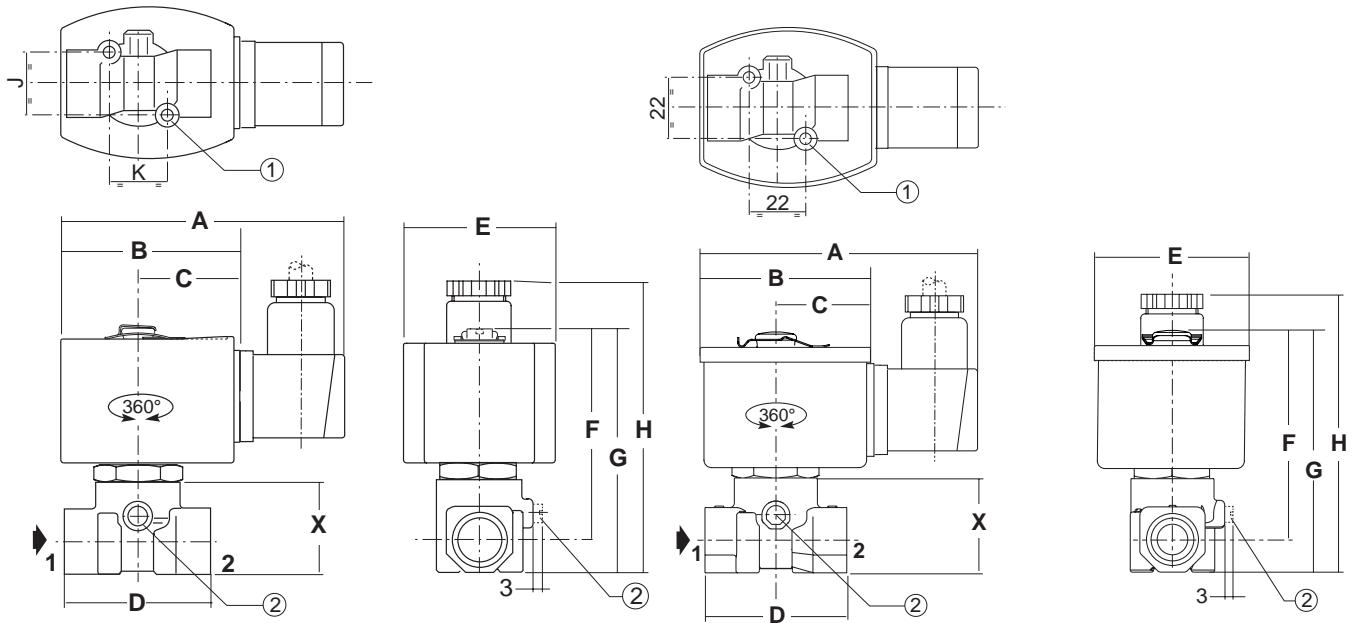
Configurator - CAD Files



TYPE 02
Electrical interface "S1"
Epoxy moulded
IEC 335 / ISO 4400
IP65

NC: 1/4, power coil 10,1 W / 11,6 W and 17,1 W / 22,6 W

NO: 1/8-1/4, power coil 10,1 W / 11,6 W



type	pipe size	A	B	C	D	E	F	G	H	J	K	X	weight ⁽¹⁾
02	1/8 (NO)	96	59	34	30	52	67	75	88	17,5	15	26	0,50
	1/4 (NC)	95	57	33	40	50	69	78	96	22	22	30	0,60
	1/4 (NO)	96	59	34	40	52	69	78	96	22	22	30	0,62

⁽¹⁾ Incl. coil(s) and connector(s).

- ① 2 mounting holes:
M5 dia., depth 7,5 mm
(1/4)
- ② Manual operator location.

ASCO™ Solenoid Valves

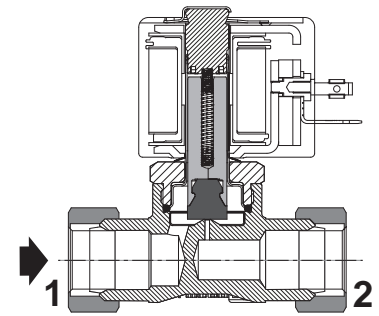
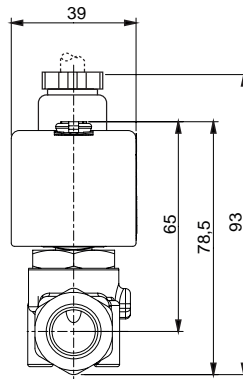
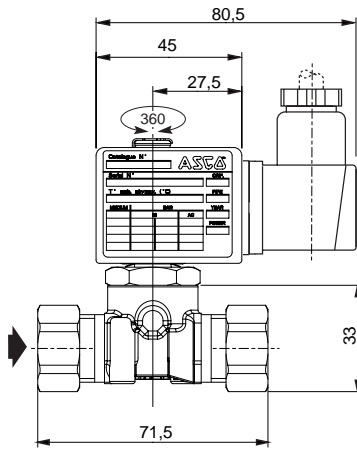
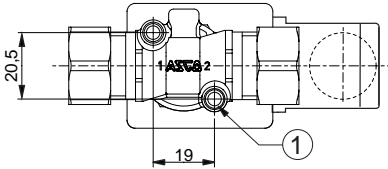
Series
262

Dimensions (mm), Weight (kg)



TYPE 03
Electrical interface "S1"
Epoxy moulded
IEC 335 / ISO 4400
IP65

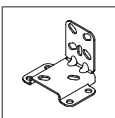
Magnetic latching coil 2,5 W / 6 W



Magnetic Latching version

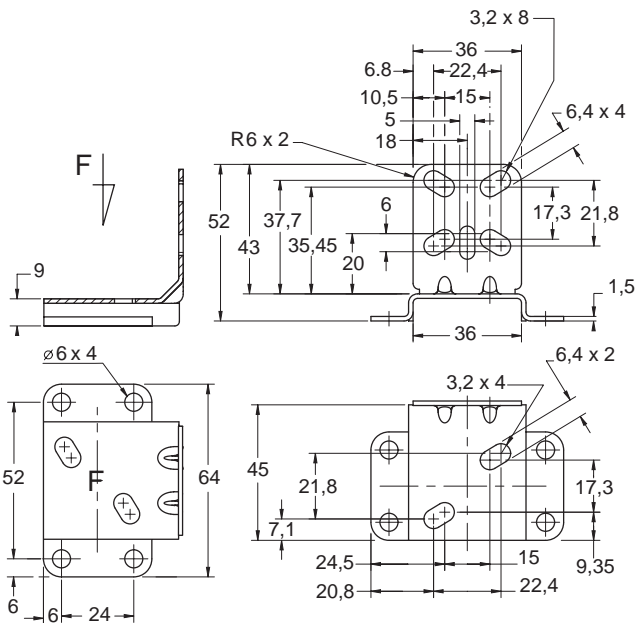
① 2 mounting holes:
190-24 UNC-2B, depth 6 mm

weight ⁽¹⁾
0,45



Mounting bracket
Steel or stainless steel

M200094A00 / M200095A00



00167CB-2019/R02
Availability, design and specifications are subject to change without notice. All rights reserved.

Series
262

ASCO™ Solenoid Valves

00167 GB-2019/R02
Availability, design and specifications are subject to change without notice. All rights reserved.



**SCATTERGOOD
& JOHNSON LTD**
ELECTRICAL ENGINEERING & FLUID CONTROL DISTRIBUTORS

Est.1899

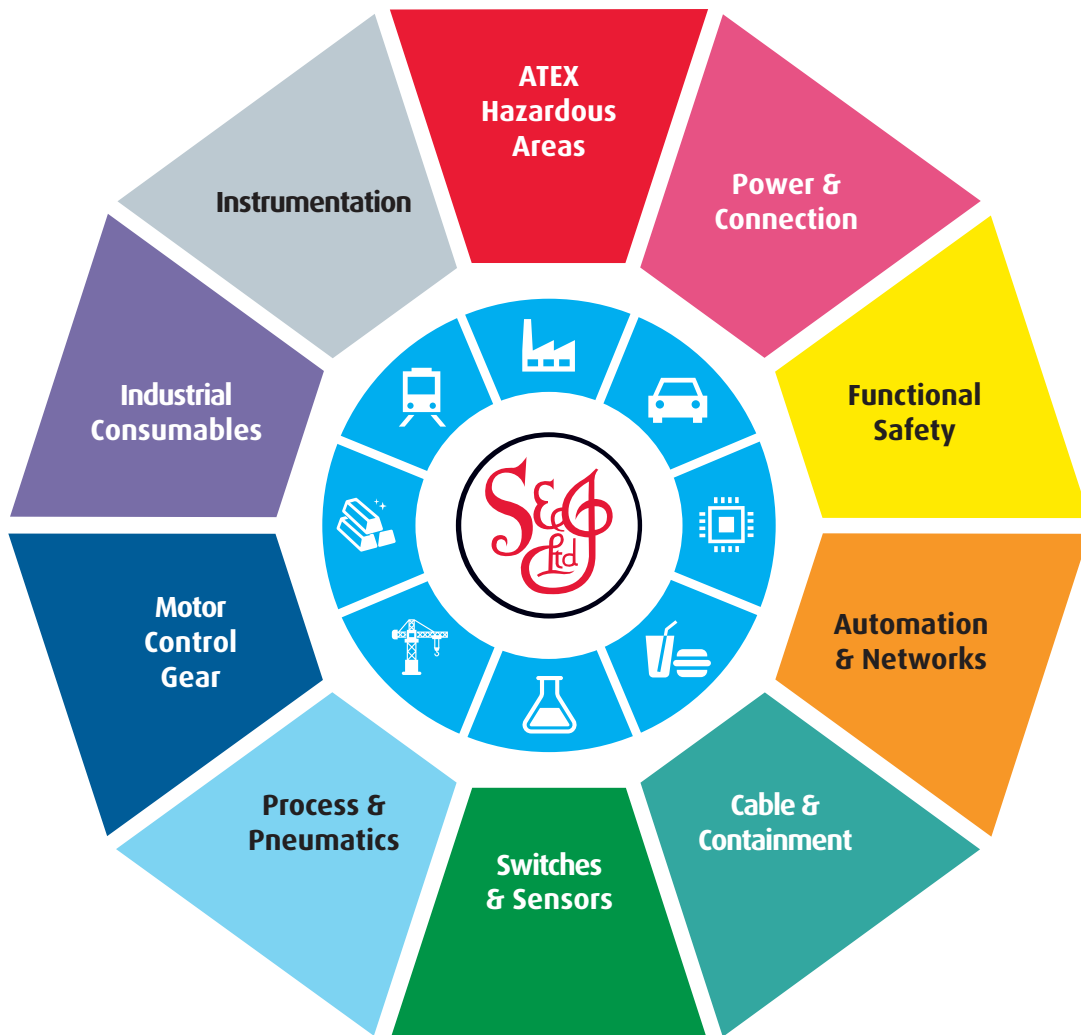
At Scattergood & Johnson Ltd, we pride ourselves on being a technical distributor to specialist industries.

Working with a range of quality product suppliers across a number of specialist markets, we are not your average 'box shifter' - we are your technical and supply chain partner.

We fully support every product we sell - for free! Our internal team and external sales engineers can answer any product or application question, no matter the complexity.

Backing up this technical ability is a range of 50,000+ products available from stock for nationwide next day delivery (same day if required!), or you can collect what you need from any of our trade counters around the UK.

Select your specialist interest below to learn more about how we can help.



Online, In Branch and On the Road - Scattergood & Johnson Ltd, there when you need us.

www.scatts.co.uk