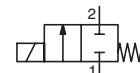




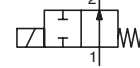
SOLENOID VALVES

direct operated
for high pressure fluids
1/4

NC



NO



2/2
Series
262

FEATURES

- Valves do not require a minimum operating pressure and have a high operating pressure as indicated
- Valve operation is not affected by mounting position
- The solenoid valves satisfy all relevant EU directives

GENERAL

Differential pressure See «SPECIFICATIONS» [1 bar =100 kPa]
Maximum viscosity 65 cSt (mm²/s)
Response time 5 - 25 ms

fluids (*)	temperature range (TS)	seal materials (*)
air, inert gas, water, oil	-20°C to +90°C -20°C to +40°C	NBR (nitrile) UR (cast urethane)

MATERIALS IN CONTACT WITH FLUID

(*) Ensure that the compatibility of the fluids in contact with the materials is verified

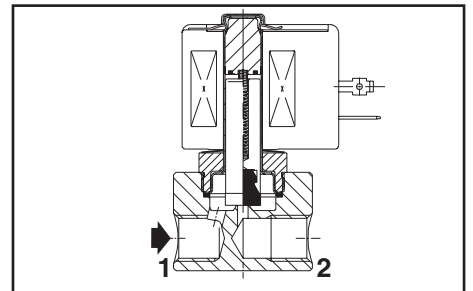
Body	Stainless steel, AISI 303 SS
Core tube	Stainless steel
Core and plugnut	Stainless steel
Springs	Stainless steel
Seat	Stainless steel
Seals	NBR
Disc	NBR or UR
Disc holder (NO function)	PA
Shading coil	Silver

ELECTRICAL CHARACTERISTICS

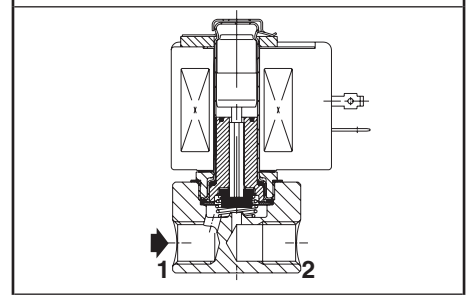
Coil insulation class F
Connector Spade plug (cable Ø 6-10 mm)
Connector specification ISO 4400 / EN 175301-803, form A
Electrical safety IEC 335
Electrical enclosure protection Moulded IP65 (EN 60529)
Standard voltages DC (=) : 24V - 48V
 (Other voltages and 60 Hz on request) AC (~) : 24V - 48V - 115V - 230V / 50 Hz

prefix option	power ratings				operator ambient temperature range (TS) (C°)	replacement coil		type ⁽¹⁾
	inrush ~		holding ~			~	=	
	(VA)	(VA)	(W)	(W)		230 V/50 Hz	24 V DC	
SC	34	15,6	6	7 / 9,7	-20 to +75	400325-117	400325-142	01
	30	22,5	9	9,5/15,3	-20 to +50	400325-217	400325-242	01
	55	23	10,5	9/11,2	-20 to +75	400425-117	400425-142	02
	78	35	16,7	-	-20 to +50	400425-217	-	02
	-	-	-	14/19,7	-20 to +25	-	400425-342	02

⁽¹⁾ Refer to the dimensional drawings on the following page.



NC function



NO function

SPECIFICATIONS

pipe size	orifice size	flow coefficient Kv		operating pressure differential (bar)						power coil (W)		catalogue number	options							
				min.	max. (PS)			min.	max.				min.	max.	maintained man. operator	FPM	EPDM	CR	PTFE	
					air (*)	water (*)	oil (*)													~
NPT	(mm)	(m ³ /h)	(l/min)																	
NC - Normally closed, NBR seals and disc																				
1/4	1,2	0,05	0,8	0	50	35	50	35	35	35	6	9,7	SCB262C080	-	V	E	J	T		
	2,4	0,15	2,8	0	25	10	23	8	11	8	6	9,7	SCB262C086	MO	V	E	J	T		
	3,2	0,3	5	0	9	4	11	4	8	4	6	9,7	SCB262C007	-	V	E	J	T		
	4	0,43	7,2	0	12	2,5	13	2,5	10	3	10,5	11,2	SCB262C220	-	V	E	J	T		
	5,6	0,62	10,3	0	6,5	1,7	6,5	1,7	6,5	1,7	10,5	11,2	SCB262C226	-	V	E	J	T		
		0,73	12,2	0	2,5	1,2	3	1,3	2,5	1,3	6	9,7	SCB262C036	MO	V	E	J	T		
	7,1	0,82	13,7	0	1,8	1	2,5	1	1,9	1	6	9,7	SCB262C038	MO	V	E	J	T		
0,75		12,5	0	6	1,7	6	1,3	6	1,3	16,7	19,7	SCB262B230	MO	V	E	J	T			
NC - Normally closed, NBR seals and UR disc																				
1/4	1,2	0,05	0,8	0	150	32	135	32	75	30	10,5	11,2	SCB262B214	-	-	-	-	-	T	
NO - Normally open, NBR seals and disc																				
1/4	3,2	0,3	5	0	9	5,5	7	4	6,5	4	10,5	11,2	SCB262A138	-	V	E	J	T		
	4	0,43	7,2	0	5,5	3	5	2	4	2	10,5	11,2	SCB262A142	-	V	E	J	T		
	5,6	0,73	12,2	0	4,5	-	4,5	-	4	-	10,5	-	SCB262A148	-	V	E	J	T		
	7,1	0,82	13,7	0	3	-	2,5	-	2	-	10,5	-	SCB262A152	-	V	E	J	T		
NO - Normally open, NBR seals and UR disc																				
1/4	1,2	0,05	0,8	0	50	35	48	35	48	35	10,5	11,2	SCB262A130	-	-	-	-	-	T	
	2,4	0,17	2,8	0	20	13	17	10	16	8	10,5	11,2	SCB262A134	-	-	-	-	-	T	

All leaflets are available on: www.asco.com

V235-1

OPTIONS

- Valves can also be supplied with FPM (fluoroelastomer), EPDM (ethylene-propylene), CR (chloroprene) and PTFE seals and discs. Use the appropriate optional suffix letter for identification
- Waterproof enclosure with embedded screw terminal coil according to protection class IP67, CEE-10
- Explosionproof enclosures for use in zones 1/21-2/22, categories 2-3 to ATEX Directive 2014/34/EU (see "Explosionproof solenoids" section)
- Electrical enclosures according to "NEMA" standards are available
- Compliance with "UL", "CSA" and other local approvals available on request
- Other pipe connections are available on request
- Plug with visual indication and peak voltage suppression or with cable length of 2 m (see Solenoids, Coils & Accessories section)

INSTALLATION

- The solenoid valves can be mounted in any position without affecting operation
- Valves are standard supplied with mounting brackets
- Pipe connection identifier is B = NPT (ANSI 1.20.3)
- Installation/maintenance instructions are included with each valve

SPARE PARTS KIT & ACCESSORIES

catalogue number	spare parts kit no.		mounting bracket no.
	~	=	
SCB262C007/080/086	C302020	C302070	254573-001
SCB262C036/038	C302024	C302070	254573-001
SCB262C214	C304365	C304365	254573-001
SCB262C220/226/230	C304352	C304352	254573-001
SCB262A130/134	C302047	C302078	254573-001
SCB262A138/142	C302053	C302082	254573-001
SCB262A148/152	C302055	C302082	254573-001

⁽¹⁾ Standard prefixes/suffixes are also applicable to kits.

ORDERING EXAMPLES:

SC	B	262	C	080	230V / 50 Hz
SC	B	262	C	086	MO 115V / 50 Hz
SC	B	262	C	220	V 24V / DC
SC	B	262	A	130	T 230V / 50 Hz

prefix: SC, pipe thread: B, basic number: 262, voltage: 230V / 50 Hz, suffix: MO, V, T

ORDERING EXAMPLES KITS:

C302020 ⁽¹⁾	
C302024	V
C304365	T

basic number: C302020, C302024, C304365; suffix: V, T

DIMENSIONS (mm), WEIGHT (kg)


TYPE 01-02
Prefix "SC" Solenoid
Epoxy moulded
IEC 335 / ISO 4400
IP65

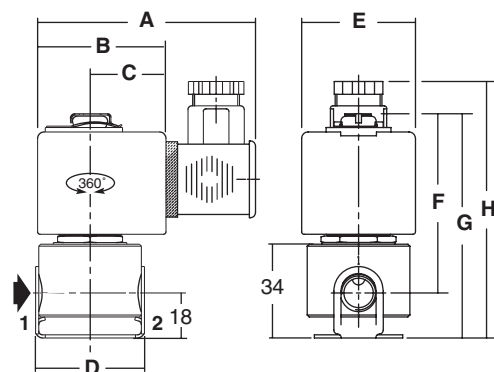
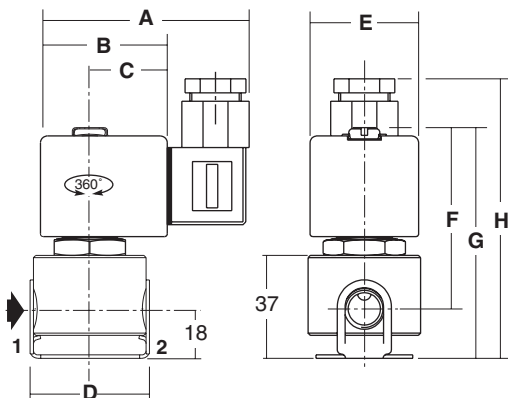
Type 01: SCB262C080/086/007/036/038

Type 02: SCB262C220/C226/B230/B214



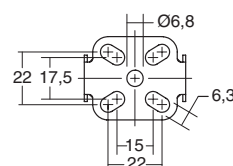
TYPE 02
Prefix "SC" Solenoid
Epoxy moulded
IEC 335 / ISO 4400
IP65

SCG262A138/A142/A148/A152/A130/A134



type	prefix option	A	B	C	D	E	F	G	H	weight ⁽²⁾	
										NC	NO
01	SC	75	45	27	40	39	65	85	102	0,35	-
02	SC	80	50	30	40	45	69	89	106	0,6	0,5

⁽²⁾ including coil and connector.



Bottom view of mounting bracket

All leaflets are available on: www.asco.com



SCATTERGOOD & JOHNSON LTD

ELECTRICAL ENGINEERING & FLUID CONTROL DISTRIBUTORS

Est.1899

At Scattergood & Johnson Ltd, we pride ourselves on being a technical distributor to specialist industries.

Working with a range of quality product suppliers across a number of specialist markets, we are not your average 'box shifter' - we are your technical and supply chain partner.

We fully support every product we sell - for free! Our internal team and external sales engineers can answer any product or application question, no matter the complexity.

Backing up this technical ability is a range of 50,000+ products available from stock for nationwide next day delivery (same day if required!), or you can collect what you need from any of our trade counters around the UK.

Select your specialist interest below to learn more about how we can help.



Online, In Branch and On the Road - Scattergood & Johnson Ltd, there when you need us.

www.scatts.co.uk