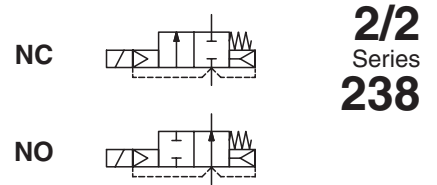




SOLENOID VALVES

pilot operated
built-in pilot, floating diaphragm
3/8 to 2



2/2
Series
238

FEATURES

- Minimum operating pressure differential ΔP 0,3/0,5 bar
- Two way valves for automatic control of water, air and inert gas and other gases/liquids compatible with the sealing materials used
- Interchangeability of magnetic heads, AC and DC
- The solenoid valves satisfy all relevant EU Directives

GENERAL

Differential pressure	See «SPECIFICATIONS» [1 bar = 100 kPa]						
Ambient temperature range	-10°C to +60°C						
Maximum viscosity	40 cSt (mm ² /s)						
Response time	3/8	1/2	3/4	1	1 1/4	1 1/2	2
opening time (ms)	25	30	55	70	300	300	1500
closing time (ms)	40	90	110	200	1000	1000	2000

fluids (*)	temperature range (TS)	seal materials (*)
air, inert gas and water	-10°C to +85°C	NBR (nitrile) FPM (fluoroelastomer)

MATERIALS IN CONTACT WITH FLUID

(*) Ensure that the compatibility of the fluids in contact with the materials is verified

Body	Brass
Internal parts	Stainless steel and brass
Springs	Stainless steel
Diaphragm & valve disc	NBR
Seals and pilot disc	FPM
Shading coil	Copper

ELECTRICAL CHARACTERISTICS

Coil insulation class	F
Connector	Spade plug (cable Ø 6-8 mm or Ø 6-10 mm)
Connector specification	DIN 43650, 11 mm, industry standard B
for power coil: 4 W/6,9 W	ISO 4400 / EN 175301-803, form A
for power coil: 5/6,9W-8/9W-12,5/9W	IEC 335
Electrical safety	Moulded IP65 (EN 60529)
Electrical enclosure protection	DC (=) : 24V - 48V
Standard voltages	AC (~) : 24V - 48V - 115V - 230V / 50 Hz
(Other voltages and 60 Hz on request)	

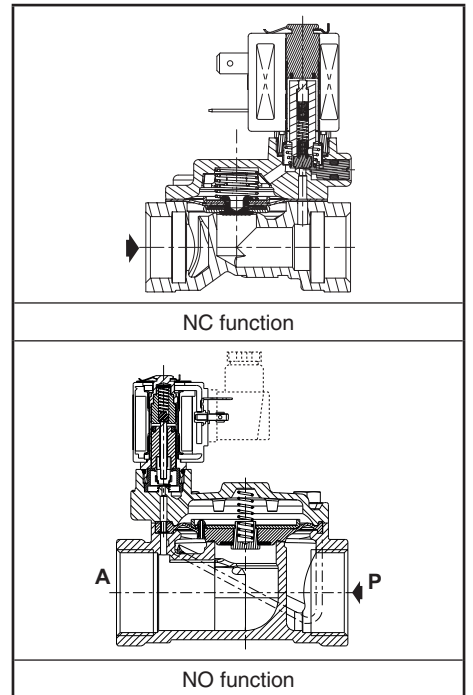
prefix option	power ratings				operator ambient temperature range (TS) (C°)	replacement coil		type ⁽¹⁾
	inrush ~	holding ~	hot/cold =			~	=	
	(VA)	(VA)	(W)	(W)		230 V/50 Hz	24 V DC	
SC	12	6	4	5/6,9	-10 to +60	400127-197	400127-142	01 ⁽²⁾
	10,4	6	5	5/6,9	-10 to +60	400727-117	400727-185	02
	23	14	8	7,5/9	-10 to +50	511239-009	511239-002	03
	28	20	12,5	7,5/9	-10 to +50	511239-014	511239-002	03

⁽¹⁾ Refer to the dimensional drawings on the following page.

⁽²⁾ UL/CSA certified.



C



SPECIFICATIONS

pipe size	orifice size (mm)	flow coefficient Kv		operating pressure differential (bar)			power coil (W)		catalogue number	options			
		(m ³ /h)	(l/min)	min.	max. (PS)		~	=		~/=	maintained man. operator	FPM	EPDM
		air / water (*)	~		=								
NC - Normally closed													
G* 3/8	12	2,4	40	0,3	10	10	4	6,9	SCE238D001	MO	V	E	
					16	16	5	6,9					SCE238D006
G* 1/2	12	2,4	40	0,3	10	10	4	6,9	SCE238D002	MO	V	E	
					16	16	5	6,9	SCE238D007	MO	V	E	
	15	4,2	70	0,3	10	10	4	6,9	SCE238D003	MO	V	E	
					16	16	5	6,9	SCE238D008	MO	V	E	
G* 3/4	20	6,6	110	0,3	10	10	4	6,9	SCE238D004	MO	V	E	
					16	16	5	6,9	SCE238D009	MO	V	E	
G* 1	25	9,9	165	0,3	10	10	4	6,9	SCE238D005	MO	V	E	
					16	16	5	6,9	SCE238D010	MO	V	E	
G 1 1/4	30	15	250	0,5	10	10	8	9	SCG238E016	MO	V	-	
G 1 1/2	45	27	450	0,5	10	10	8	9	SCG238E017	MO	V	-	
G 2	45	34	566	0,5	10	10	8	9	SCG238E018	MO	V	-	
NO - Normally open													
G 1 1/4	30	15	250	0,5	10	10	12,5	9	SCG238E019	-	V	-	
G 1 1/2	45	27	450	0,5	9	9	12,5	9	SCG238E020	-	V	-	
G 2	45	34	566	0,5	9	9	12,5	9	SCG238E021	-	V	-	

00041 GB-2017/R01 Availability, design and specifications are subject to change without notice. All rights reserved.

All leaflets are available on: www.asco.com

V316-1


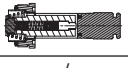
OPTIONS

- Valves can also be supplied with FPM (fluorelastomer), EPDM (ethylene-propylene) seals, diaphragm and disc. Use the appropriate optional suffix letter for identification
- Explosionproof enclosures for use in zones 1/21-2/22, categories 2-3 to ATEX Directive 2014/34/EU (see "Explosionproof solenoids" section)
- Oxygen service, suffix NV, example: SCE238D002NVMO (Except pipe size G 1 1/4, G 1 1/2 and G 2)
- Plug with visual indication and peak voltage suppression or with cable length of 2 m (see Solenoids, Coils & Accessories section)

INSTALLATION

- The solenoid valves can be mounted in any position without affecting operation
- Pipe connections (G*) have standard combination thread according to ISO 228/1 and ISO 7/1. Pipe connections (G) have standard combination thread according to ISO 228/1
- Installation/maintenance instructions are included with each valve

SPARE PARTS KIT

catalogue number	spare parts kit no. ⁽¹⁾	
		
	~/=	~/=
SCE238D001/002/006/007	C131600	C140262V
SCE238D003/D008	C131618	C140262V
SCE238D004/D009	C131606	C140262V
SCE238D005/D010	C131609	C140262V

⁽¹⁾ Standard suffixes are also applicable to kits.

ORDERING EXAMPLES:

SC	E	238	D	001	230V / 50 Hz
SC	E	238	D	008	V 115V / 50 Hz
SC	E	238	D	004	E 24V / DC
SC	G	238	E	016	230V / 50 Hz

prefix — pipe thread — basic number — voltage — suffix

ORDERING EXAMPLES KITS:

C131600 ⁽¹⁾	
C131618	V
C140262	E

basic number — suffix

DIMENSIONS (mm), WEIGHT (kg)



TYPE 01
Prefix "SC" Solenoid
Epoxy moulded
IEC 335 / DIN 43650
IP65

SCE238D001/002/004/005
SCE238D003



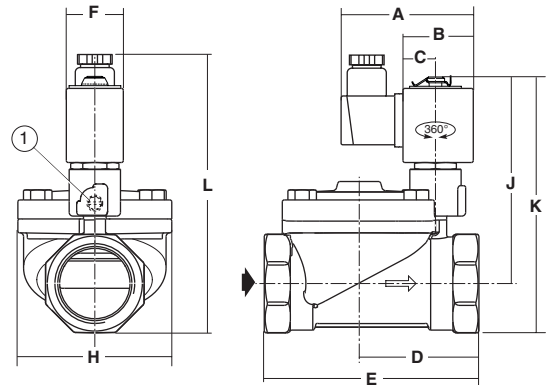
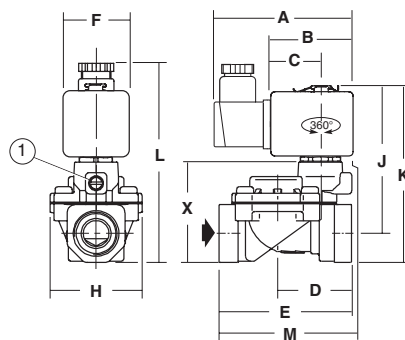
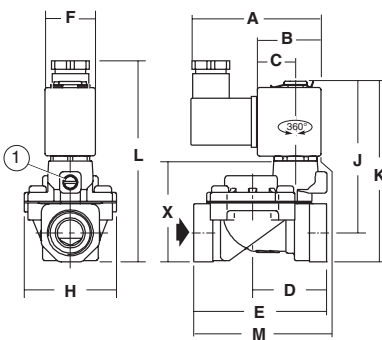
TYPE 02
Prefix "SC" Solenoid
Epoxy moulded
IEC 335 / ISO 4400
IP65

SCE238D006/007/009/010
SCE238D008



TYPE 03
Prefix "SC" Solenoid
Black PPS moulded
IEC 335 / ISO 4400
IP65

SCG238E016/017/018
SCG238E019/020/021



type	prefix option	catalogue number	A	B	C	D	E	F	H	J	K	L	M	X	weight ⁽²⁾
01	SC	SCE238D001/002	60,5	27,5	17	34,5	62	22	43	68,5	81	98	57,5	47	0,4
		SCE238D003	60,5	27,5	17	45,5	81,5	22	57	71	83,5	100	73,5	49,5	0,5
		SCE238D004	60,5	27,5	17	53	95	22	68	79,5	94,5	111	85,5	60,5	0,8
		SCE238D005	60,5	27,5	17	58	105,5	22	87	84,5	104	121	93	70	1,0
02	SC	SCE238D006/007	76	38	23	34,5	62	30	43	69,5	83	100,5	61,5	47	0,5
		SCE238D008	76	38	23	45,5	81,5	30	57	72	85,5	103	77,5	49,5	0,6
		SCE238D009	76	38	23	53	95	30	68	80,5	96,5	114	89,5	60,5	0,9
		SCE238D010	76	38	23	58	105,5	30	87	85,5	106	123,5	97	70	1,1
03	SC	SCG238E016/019	76	36,6	21,6	63	113	30	81	108	134	150	-	-	1,7
		SCG238E017/020	76	36,6	21,6	76	140	30	110	112	142	157	-	-	2,6
		SCG238E018/021	76	36,6	21,6	85	157	30	110	116	152	168	-	-	2,9

⁽¹⁾ Manual operator location

⁽²⁾ Incl. coil(s) and connector(s).

All leaflets are available on: www.asco.com



SCATTERGOOD & JOHNSON LTD

ELECTRICAL ENGINEERING & FLUID CONTROL DISTRIBUTORS

Est.1899

At Scattergood & Johnson Ltd, we pride ourselves on being a technical distributor to specialist industries.

Working with a range of quality product suppliers across a number of specialist markets, we are not your average 'box shifter' - we are your technical and supply chain partner.

We fully support every product we sell - for free! Our internal team and external sales engineers can answer any product or application question, no matter the complexity.

Backing up this technical ability is a range of 50,000+ products available from stock for nationwide next day delivery (same day if required!), or you can collect what you need from any of our trade counters around the UK.

Select your specialist interest below to learn more about how we can help.



Online, In Branch and On the Road - Scattergood & Johnson Ltd, there when you need us.

www.scatts.co.uk