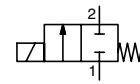




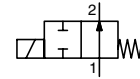
SOLENOID VALVES

direct operated
for high pressure fluids
1/4

NC



NO



2/2
Series
262

FEATURES

- Valves do not require a minimum operating pressure and have a high operating pressure as indicated
- Valve operation is not affected by mounting position
- The solenoid valves satisfy all relevant EC directives

GENERAL

Differential pressure See «SPECIFICATIONS» [1 bar =100 kPa]
Maximum viscosity 65 cSt (mm²/s)
Response time 5 - 25 ms

fluids (*)	temperature range (TS)	seal materials (*)
air, inert gas, water, oil	-20°C to +90°C -20°C to +40°C	NBR (nitrile) UR (cast urethane)

MATERIALS IN CONTACT WITH FLUID

(*) Ensure that the compatibility of the fluids in contact with the materials is verified

Body Brass
Core tube Stainless steel
Core and plugnut Stainless steel
Springs Stainless steel
Seat Brass
Seals NBR
Disc NBR or UR
Disc holder (NO function) PA
Shading coil Copper

ELECTRICAL CHARACTERISTICS

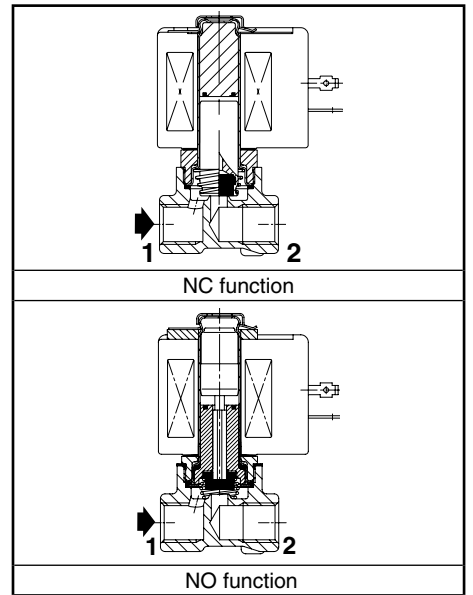
Coil insulation class F
Connector Spade plug (cable Ø 6-10 mm)
Connector specification ISO 4400 / EN 175301-803, form A
Electrical safety IEC 335
Electrical enclosure protection Moulded IP65 (EN 60529)
Standard voltages DC (-) : 24V - 48V
(Other voltages and 60 Hz on request) AC (~) : 24V - 48V - 115V - 230V / 50 Hz

prefix option	power ratings				operator ambient temperature range (TS) (C°)	replacement coil		type ⁽¹⁾
	inrush ~		holding ~			~	=	
	(VA)	(VA)	(W)	(W)		230 V/50 Hz	24 V DC	
SC	34	15,6	6	7 / 9,7	-20 to +75	400325-117	400325-142	01
	30	22,5	9	9,5/15,3	-20 to +50	400325-217	400325-242	01
	55	23	10,5	9/11,2	-20 to +75	400425-117	400425-142	02
	78	35	16,7	-	-20 to +50	400425-217	-	02
	-	-	-	14/19,7	-20 to +25	-	400425-342	02

(1) Refer to the dimensional drawings on the following page.

SPECIFICATIONS

pipe size	orifice size	flow coefficient Kv		operating pressure differential (bar)						power coil (W)		catalogue number	options						
				min.	max. (PS)			min.	max.				min.	max.	maintained man. operator	FPM	EPDM	CR	PTFE
					air (*)	water (*)	oil (*)												
G	(mm)	(m ³ /h)	(l/min)		~	=	~	=	~	=	~	=	~/=						
NC - Normally closed, NBR seals and disc																			
1/4	1,2	0,05	0,8	0	50	35	50	35	35	35	6	9,7	SCG262C019	-	V	E	J	T	
					25	10	25	8	11	8	6	9,7	SCG262C020	-	V	E	J	T	
	3,2	0,3	5	0	35	15	35	10	20	10	9	15,3	SCG262C021	-	V	E	J	T	
					9	4	11	4	6	4	6	9,7	SCG262C022	MO	V	E	J	T	
					15	7	16	6	11	6	9	15,3	SCG262C023	MO	V	E	J	T	
					20	5	20	4	13	4	10,5	11,2	SCG262D232	MO	V	E	J	T	
	4	0,43	7,2	0	12	2,5	13	2,5	10	3	10,5	11,2	SCG262C202	MO	V	E	J	T	
					6,5	1,7	6,5	1,7	6,5	1,7	10,5	11,2	SCG262C208	MO	V	E	J	T	
	5,6	0,62	10,3	0	2,5	1,2	3,0	1,3	2,5	1,3	6	9,7	SCG262C013	MO	V	E	J	T	
					0,82	13,7	0	1,8	1	2,5	1	1,9	1	6	9,7	SCG262C090	MO	V	E
	7,1	0,73	12,2	0	4	1,2	5	1	4	1,2	10,5	11,2	SCG262C210	MO	V	E	J	T	
					0,75	12,5	0	6	1,7	6,5	1,3	6	1,3	16,7	19,7	SCG262B212	-	V	E
NC - Normally closed, NBR seals and UR disc																			
1/4	1,2	0,05	0,8	0	100	32	100	32	75	30	10,5	11,2	SCG262D200	MO	-	-	-	T	
NO - Normally open, NBR seals and disc																			
1/4	3,2	0,3	5	0	9	5,5	7	4	6,5	4	10,5	11,2	SCG262A262	-	V	E	J	T	
	4	0,43	7,2	0	5,5	3	5	2	4	2	10,5	11,2	SCG262A263	-	V	E	J	T	
	5,6	0,73	12,2	0	3	1,7	2,5	1,3	2,5	1,3	10,5	11,2	SCG262A264	-	V	E	J	T	
	7,1	0,82	13,7	0	2	1	1,7	1	1,3	1	10,5	11,2	SCG262A265	-	V	E	J	T	
NO - Normally open, NBR seals and UR disc																			
1/4	1,2	0,05	0,8	0	50	35	50	45	50	50	10,5	11,2	SCG262A260	-	-	-	-	T	
	2,4	0,17	2,8	0	20	13	20	10	10	9	10,5	11,2	SCG262A261	-	-	-	-	T	



00031GB-2011/R01 Availability, design and specifications are subject to change without notice. All rights reserved.

All leaflets are available on: www.asconumatics.eu

V225-1

OPTIONS

- Valves can also be supplied with FPM (fluoroelastomer), EPDM (ethylene-propylene), CR (chloroprene) and PTFE seals and discs. Use the appropriate optional suffix letter for identification
- Waterproof enclosure with embedded screw terminal coil according to protection class IP67, CEE-10
- Explosionproof enclosures for use in zones 1/21-2/22, categories 2-3 to ATEX Directive 94/9/EC (see "Explosionproof solenoids" section)
- Electrical enclosures according to "NEMA" standards are available
- Compliance with "UL", "CSA" and other local approvals available on request
- Mounting brackets, suffix MB
- Other pipe connections are available on request
- Plug with visual indication and peak voltage suppression or with cable length of 2 m (see Solenoids, Coils & Accessories section)

INSTALLATION

- The solenoid valves can be mounted in any position without affecting operation
- Solenoid valves have 2 mounting holes in body
- Pipe connection identifier is G = G (ISO 228/1)
- Installation/maintenance instructions are included with each valve

SPARE PARTS KIT & ACCESSORIES

catalogue number	spare parts kit no.		mounting bracket no.
	~	=	
SCG262C013/090	C302022	C302068	254573-001
SCG262C019/020/021/022/023	C302018	C302068	-
SCG262A260/261	C302045	C302076	206525-001
SCG262A262/263/264/265	C302051	C302080	254573-001
SCG262D200	C304350	C304350	206525-001
SCG262C202/208/210	C304354	C304354	254573-001
SCG262B212/D232	C304354	C304354	206525-001

⁽¹⁾ Standard prefixes/suffixes are also applicable to kits.
- Not available

ORDERING EXAMPLES:

SC	G	262	C	010	230V / 50 Hz
SC	G	262	C	020	MO 115V / 50 Hz
SC	G	262	C	022	V 24V / DC
SC	G	262	D	200	T 230V / 50 Hz

prefix: SC, pipe thread: G, basic number: 262, voltage: 230V / 50 Hz, suffix: MO, V, T

ORDERING EXAMPLES KITS:

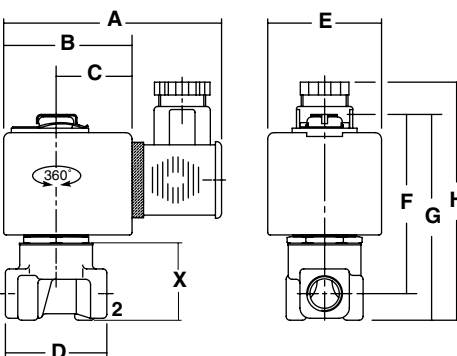
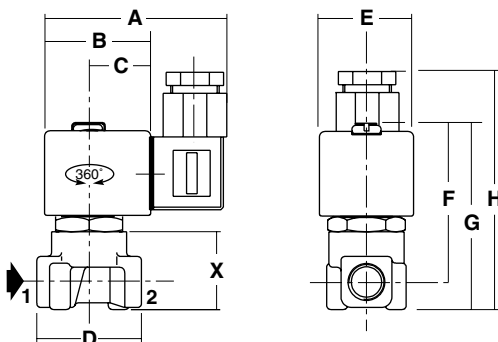
C302045 ⁽¹⁾	
C302051	V
C302051	E

basic number: C302045, C302051; suffix: V, E

DIMENSIONS (mm), WEIGHT (kg)


TYPE 01-02
Prefix "SC" Solenoid
Epoxy moulded
IEC 335 / ISO 4400
IP65

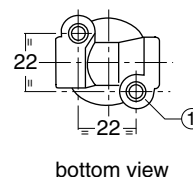
Type 01: SCG262C019/020/021/022/023/013/090
Type 02: SCG262D232/C202/C208/C210/B212/D200



① 2 mounting holes Ø M4, depth 6 mm

type	prefix option	A	B	C	D	E	F	G	H	X	weight ⁽²⁾	
											NC	NO
01	SC	75	45	27	40	39	65	75	92	30	0,4	-
02	SC	80	50	30	40	45	69	80	96	30	0,45	0,5

⁽²⁾ including coil and connector.



All leaflets are available on: www.asconumatics.eu



SCATTERGOOD & JOHNSON LTD

ELECTRICAL ENGINEERING & FLUID CONTROL DISTRIBUTORS

Est.1899

At Scattergood & Johnson Ltd, we pride ourselves on being a technical distributor to specialist industries.

Working with a range of quality product suppliers across a number of specialist markets, we are not your average 'box shifter' - we are your technical and supply chain partner.

We fully support every product we sell - for free! Our internal team and external sales engineers can answer any product or application question, no matter the complexity.

Backing up this technical ability is a range of 50,000+ products available from stock for nationwide next day delivery (same day if required!), or you can collect what you need from any of our trade counters around the UK.

Select your specialist interest below to learn more about how we can help.



Online, In Branch and On the Road - Scattergood & Johnson Ltd, there when you need us.

www.scatts.co.uk