

Technical Data 720101

Effective May 2020

DIN 43620 Dual indication fuse links

Catalogue symbol

- 170MxxxxD

Technical data

- Rated voltage: 690 V a.c.
- Rated current: 10 to 1600 A
- Breaking capacity: 200 kA RMS Sym
- Class of operation:
 - gR (size 00 10 to 63 A)
 - aR others

Standards/Approvals

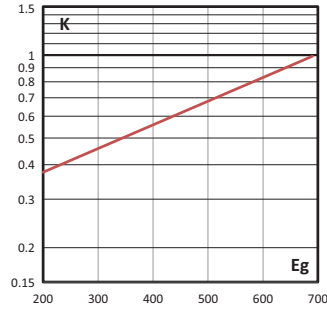
- CE
- Designed and tested to IEC 60269 part 4
- UL recognised (survival only)
- CSA
- RoHS compliant

Packaging

- Size 000: 10
- Size 00: 6
- Size 1: 6
- Size 2: 3
- Size 3: 1

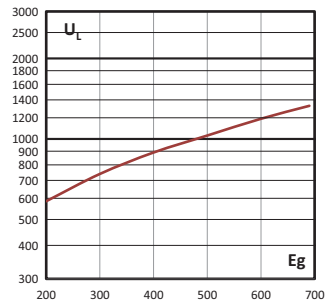
Total clearing I²t

The total clearing I²t at rated voltage and at power factor of 15% are given in the electrical characteristics. For other voltages, the clearing I²t is found by multiplying the correction factor K, given as a function applied working voltage Eg (rms)



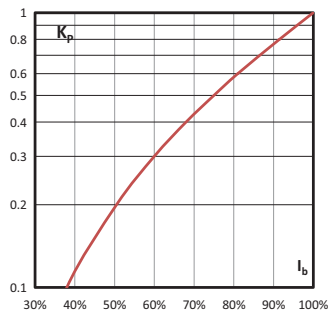
Arc voltage

This curve gives the peak arc voltage, UL, which may appear across the fuse during its operation as a function of the applied working voltage, Egrection factor, K, given as a function of applied working voltage Eg (rms) at a power factor of 15%.



Power losses

Watts loss at rated current is given in the electrical characteristics. The curve allows the calculation of the power losses at load currents lower than the rated current. The correction factor, Kp, is given as a function of the RMS load current, Ib, in % of the rated current.



DIN 43620 Dual indication fuse links

Table 1. Technical Data

Catalogue numbers	Size	Rated current RMS (Amps)	I ² t (A ² sec)		Watts loss	Catalogue numbers	Size	Rated current RMS (Amps)	I ² t (A ² sec)		Watts loss
			Minimum pre-arcing	Clearing at 690 V a.c.					Minimum pre-arcing	Clearing at 690 V a.c.	
170M1558D	000	10	4	27	2.5	170M5808D	2	400	11,000	79,000	29
170M1559D		16	7	51	4	170M5809D		450	16,000	115,000	32
170M1560D		20	11.5	82.5	5	170M5810D		500	21,500	155,000	34
170M1561D		25	19	140	6	170M5811D		550	29,000	215,000	36
170M1562D		32	40	285	7	170M5812D		630	41,000	295,000	42
170M1563D		40	65	490	8.5	170M5813D		700	60,500	430,000	43
170M1564D		50	115	815	9.5	170M5814D		800	86,000	610,000	48
170M1565D		63	215	1550	11.5	170M5820D		900	125,000	895,000	52
170M1566D		80	380	2700	15	170M5816D		1000	180,000	1,300,000	53
170M1567D		100	695	4950	16.5	170M5817D		1100	245,000	1,750,000	56
170M1568D		125	1180	8250	21.5	170M6808D	3	500	14,000	99,500	43
170M1569D		160	2300	16,500	25	170M6809D		550	19,500	140,000	44
170M1570D		200	4350	31,000	29.5	170M6810D		630	31,000	220,000	45
170M1571D		250	7900	56,000	35.5	170M6811D		700	45,000	320,000	46
170M1572D	00	315	12,000	84,500	45	170M6812D		800	69,500	490,000	48
170M3808D	1	40	40	285	4	170M6813D		900	100,000	720,000	50
170M3809D		50	78	550	4.5	170M6814D		1000	140,000	985,000	56
170M3810D		63	120	850	6.5	170M6892D		1100	190,000	1,400,000	57
170M3811D		80	185	1350	8.5	170M8554D		1250	300,000	2,150,000	61
170M3812D		100	360	2600	10	170M8555D		1400	380,000	2,700,000	70
170M3813D		125	550	3900	11	170M8556D		1500	470,000	3,350,000	72
170M3814D		160	1150	8250	12	170M8557D		1600	585,000	4,150,000	74
170M3815D		200	2300	16,500	12.5						
170M3816D		250	4350	31,000	16						
170M3817D		315	7300	52,000	20						
170M3818D		350	10,000	73,000	21.5						
170M3819D		400	16,000	115,000	23						
170M4863D		450	21,500	155,000	26.5						
170M4864D		500	27,000	190,000	28.5						
170M4865D		550	33,500	240,000	33						
170M4866D		630	48,500	345,000	37.5						
170M4867D		700	69,500	495,000	39						

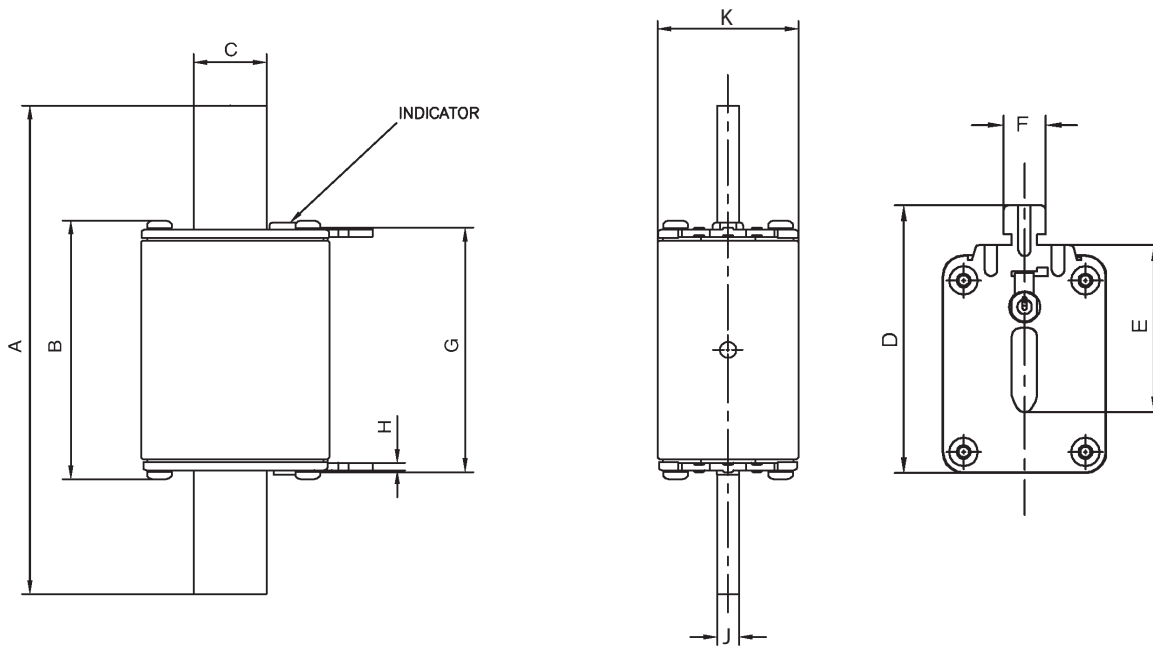
* The rated current of this range has been given with copper conductors that have a current density of 1.3 A/mm² IEC 60269-1, the fuse links with a rated current higher than 125 A must be derated. Please contact Eaton's Bussmann series application engineers bulehighspeedtechnical for application assistance.

Technical Data 720101

Effective May 2020

DIN 43620 Dual indication fuse links

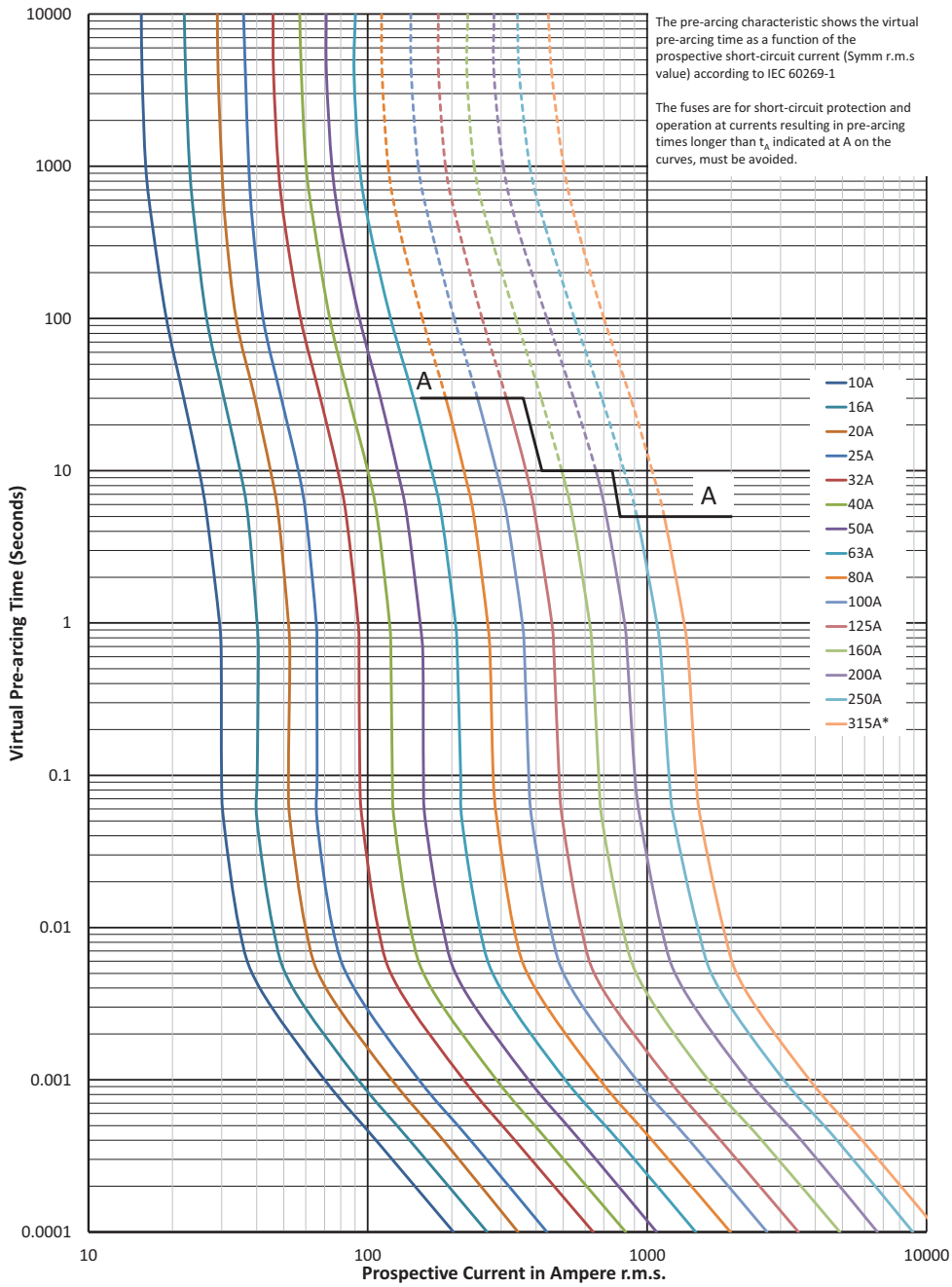
Dimensions - mm



Size	A	B	C	D	E	F	G	H	J	K
000	78.5	53	15	52	35	10	49.7	1.5	6	20.5
00	78.5	53	15	59	35	10	49.7	2	6	30
1	135	71.4	20	64	40	10	67.5	2	6	40
2	150	71.4	25.1	72	48	10	67.5	2	6	54
3	150	72.4	32	87	60	10	68.5	2.5	6	71

DIN 43620 Dual indication fuse links

Time-current curve sizes 000 and 00 - 10 A to 315 A

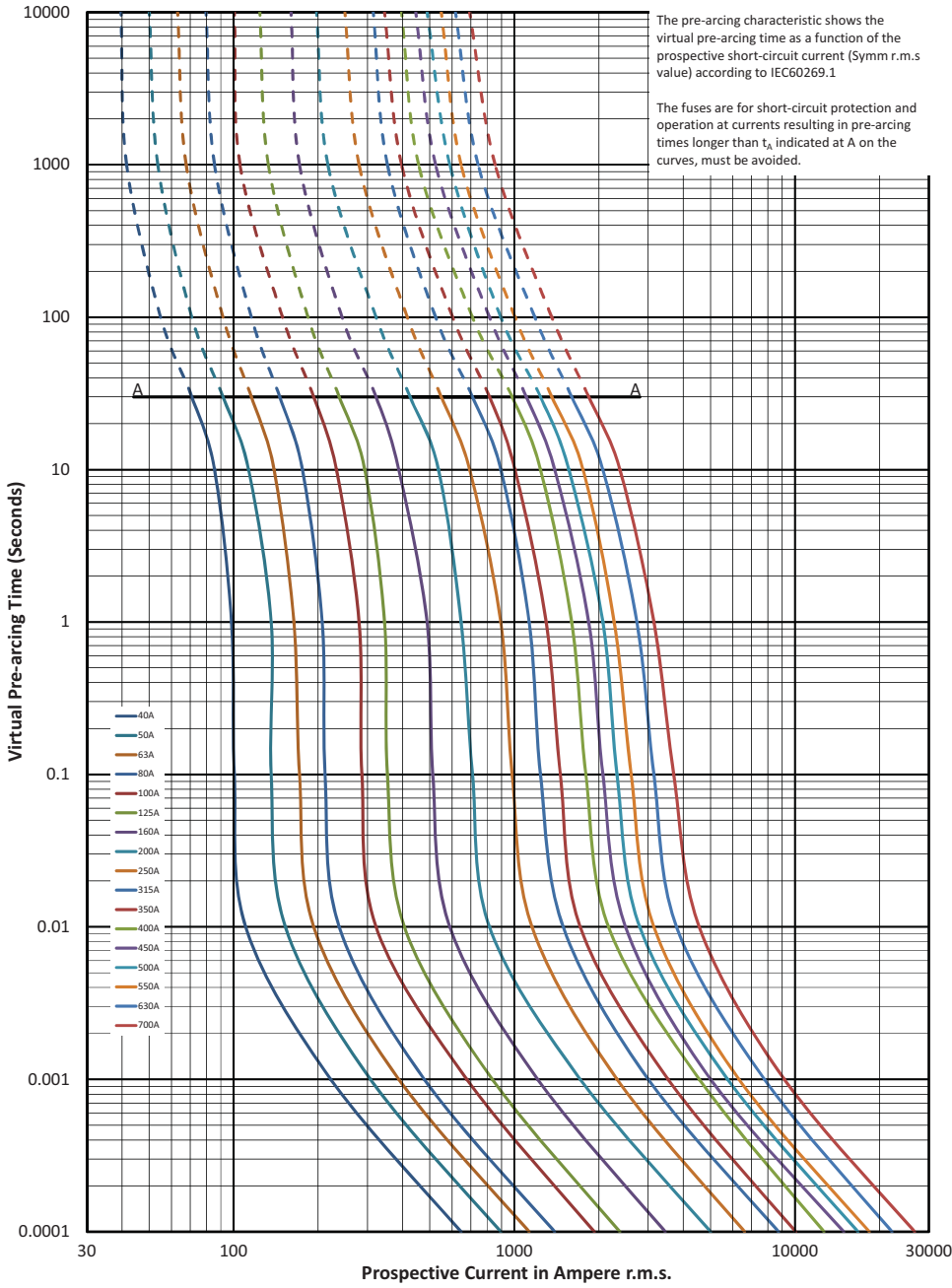


Technical Data 720101

Effective May 2020

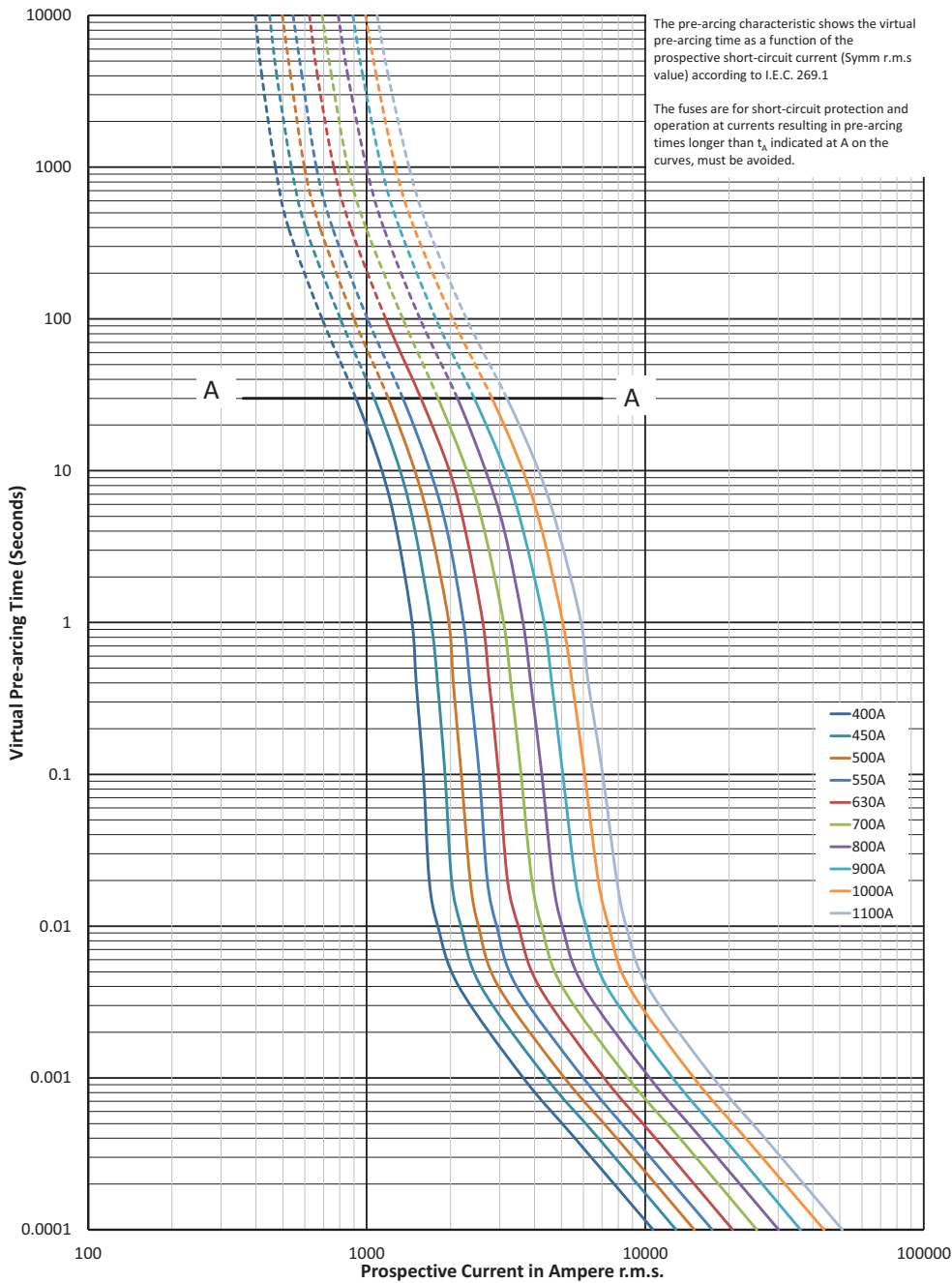
DIN 43620 Dual indication fuse links

Time-current curve size 1 - 40 A to 700 A



DIN 43620 Dual indication fuse links

Time-current curve size 2 - 400 A to 1100 A

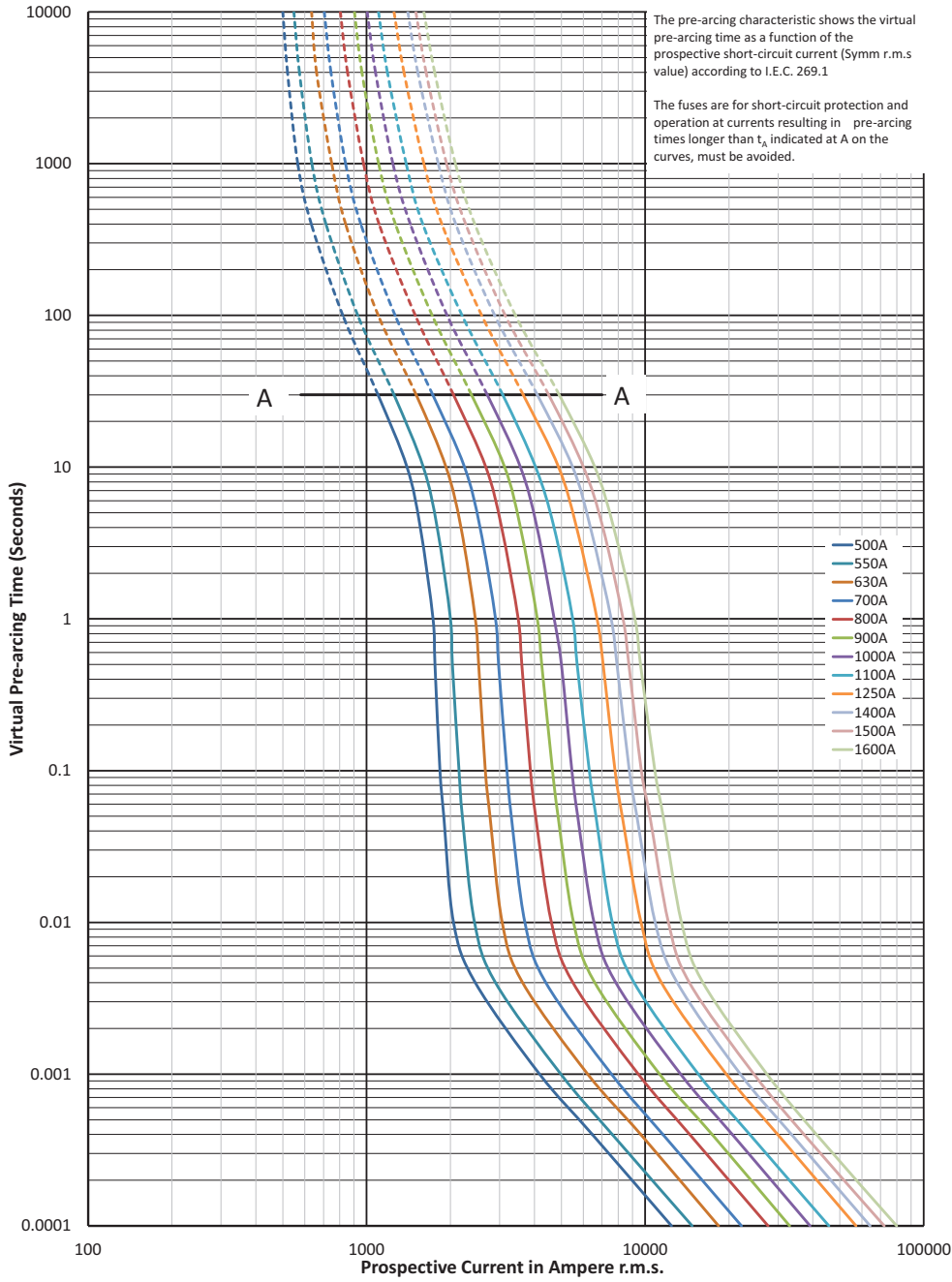


Technical Data 720101

Effective May 2020

DIN 43620 Dual indication fuse links

Time-current curve size 3 - 500 A to 1600 A

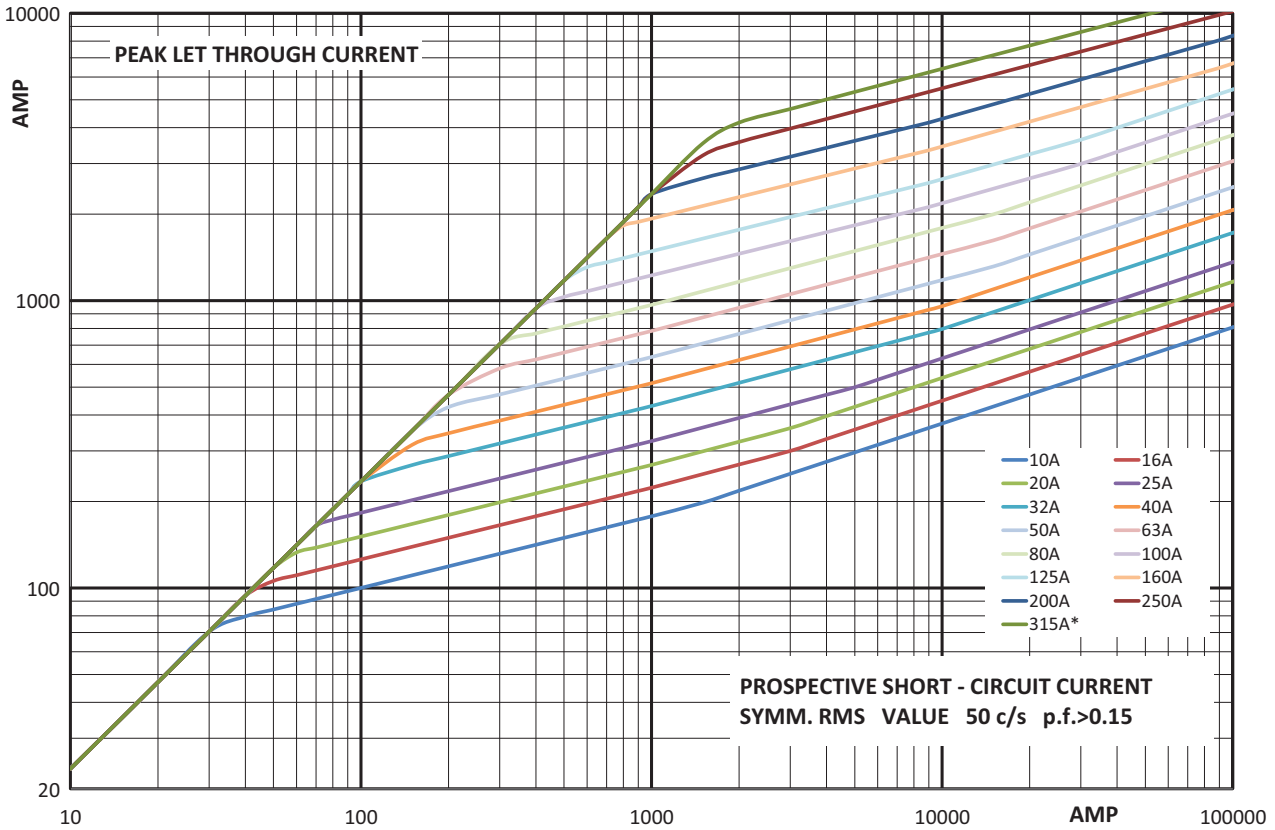


Technical Data 720101

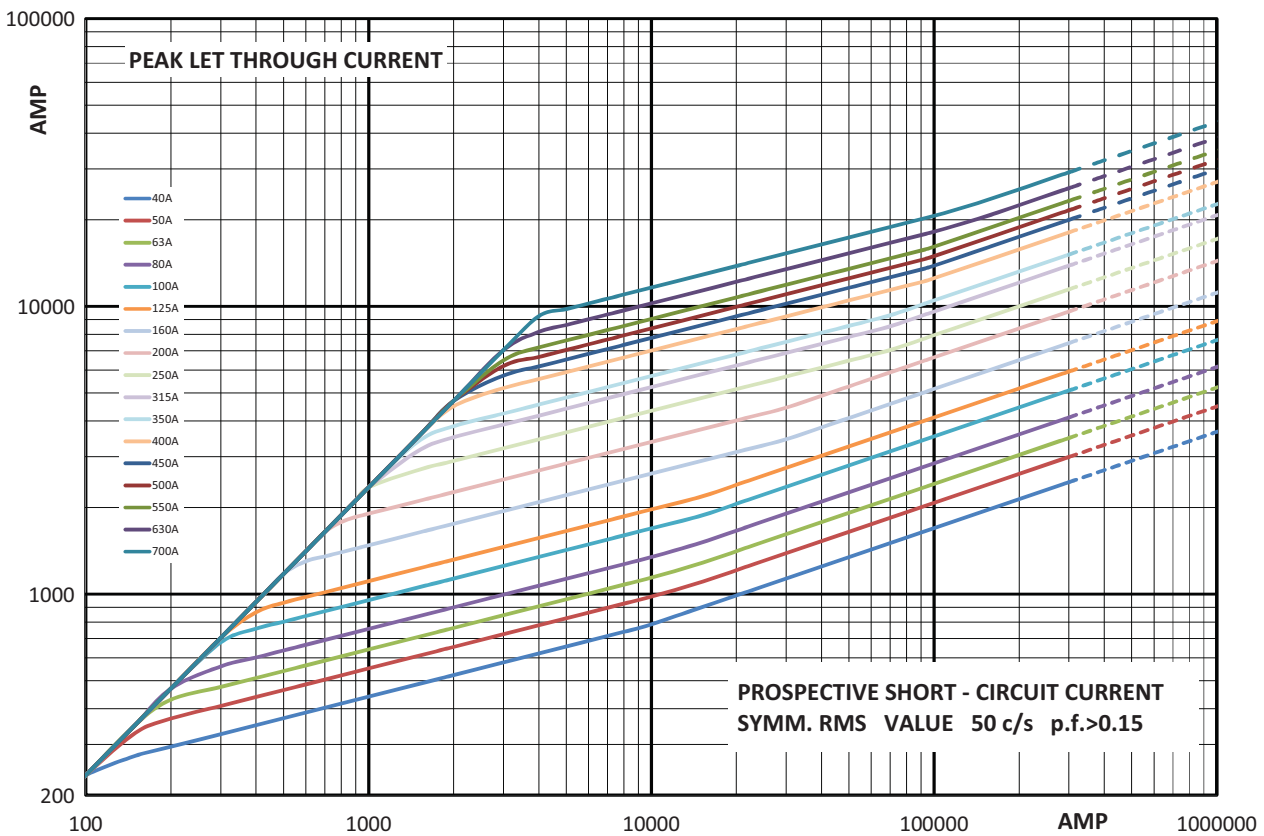
Effective May 2020

DIN 43620 Dual indication fuse links

Cut-off curve sizes 000 and 00 - 10 A to 315 A

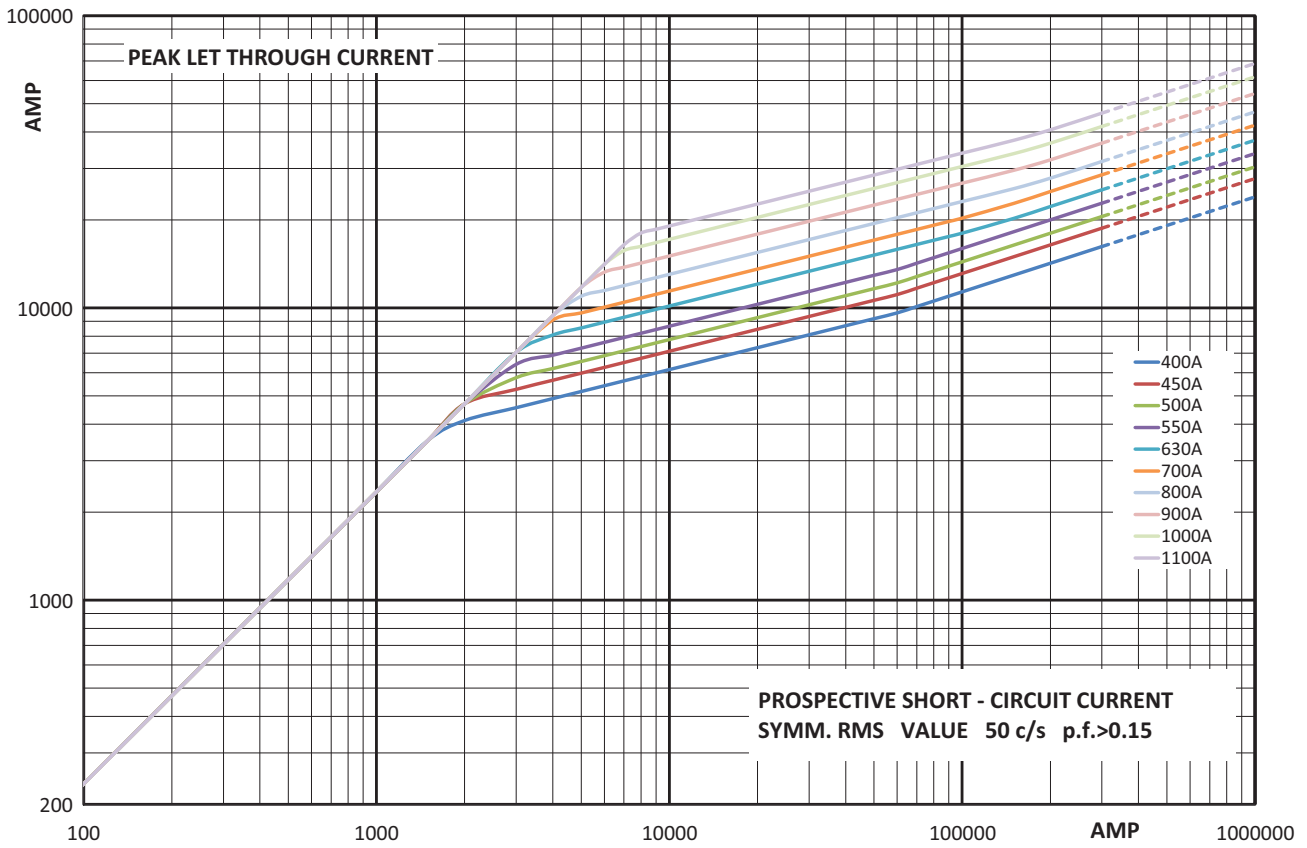


Cut-off curve size 1 - 40 A to 700 A



DIN 43620 Dual indication fuse links

Cut-off curve size 2 - 400 A to 1100 A

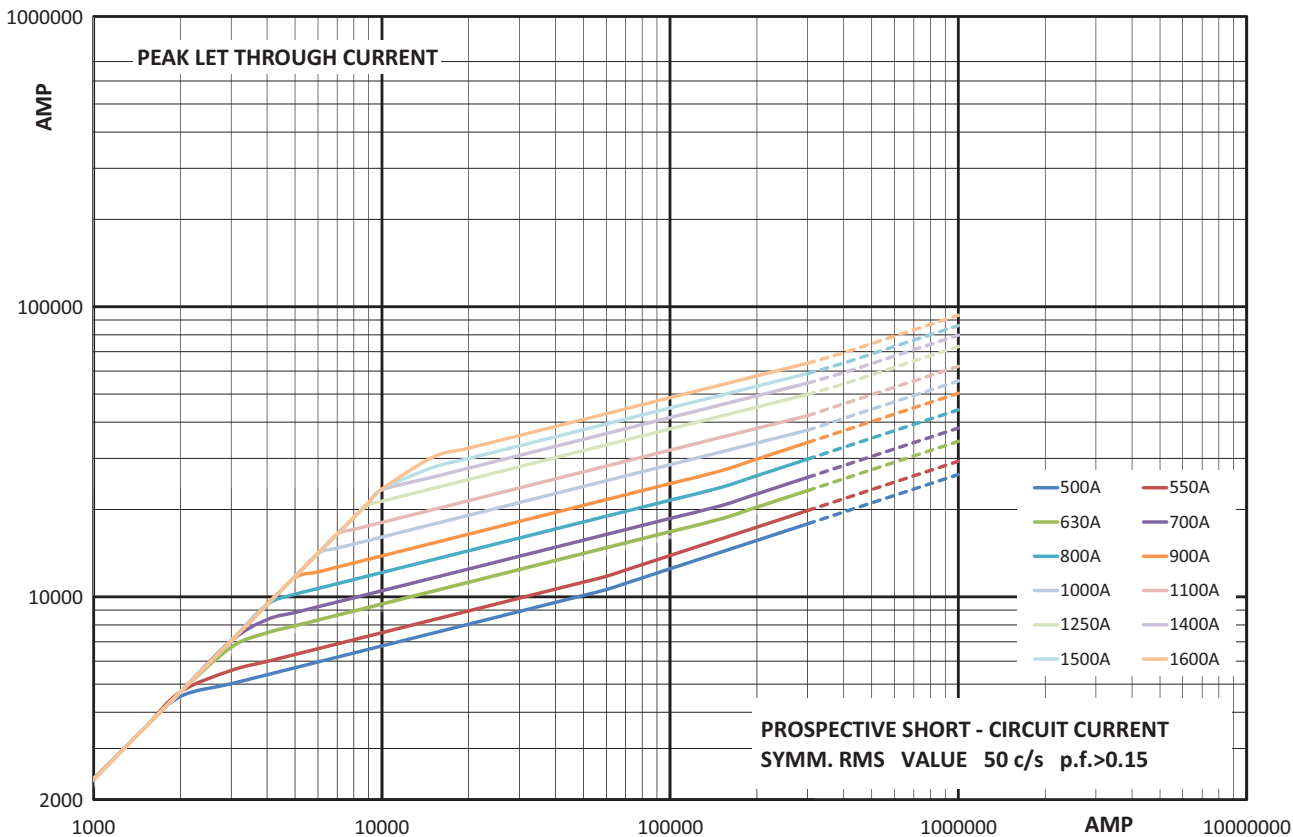


Technical Data 720101

Effective May 2020

DIN 43620 Dual indication fuse links

Cut-off curve size 3 - 500 A to 1600 A



Changes to the products, to the information contained in this document, and to prices are reserved; so are errors and omissions. Only order confirmations and technical documentation by Eaton is binding. Photos and pictures also do not warrant a specific layout or functionality. Their use in whatever form is subject to prior approval by Eaton. The same applies to Trademarks (especially Eaton, Moeller, and Cutler-Hammer). The Terms and Conditions of Eaton apply, as referenced on Eaton Internet pages and Eaton order confirmations.

Eaton
 EMEA Headquarters
 Route de la Longeraie 7
 1110 Morges, Switzerland

Eaton Electrical Products Limited
 Unit 1, Hawker Business Park
 Melton Road
 Burton-on-the-Wolds
 Leicestershire, LE12 5TH
 United Kingdom

© 2020 Eaton
 All Rights Reserved
 PDF only
 Publication No. 720101
 May 2020

Eaton is a registered trademark.

All other trademarks are property of their respective owners.





SCATTERGOOD & JOHNSON LTD

ELECTRICAL ENGINEERING & FLUID CONTROL DISTRIBUTORS

Est.1899

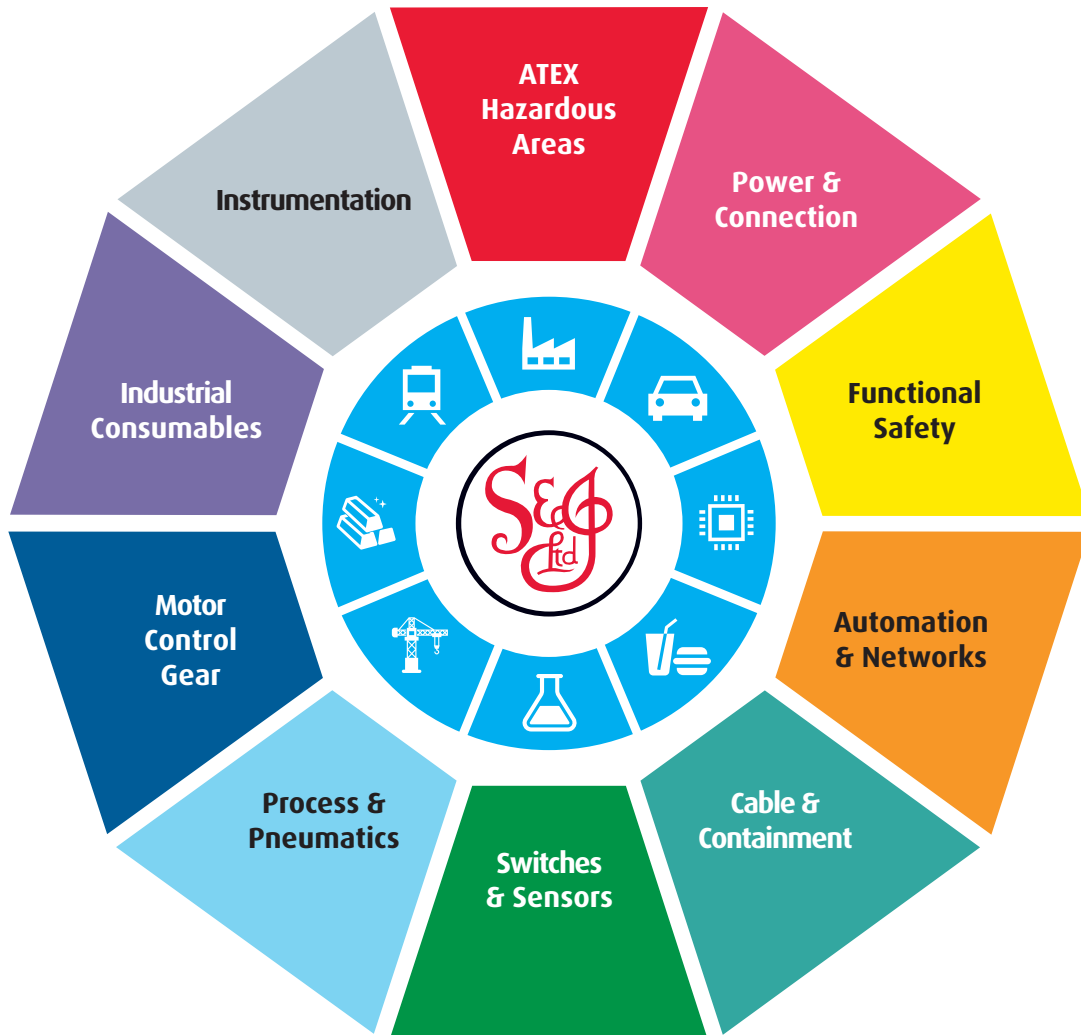
At Scattergood & Johnson Ltd, we pride ourselves on being a technical distributor to specialist industries.

Working with a range of quality product suppliers across a number of specialist markets, we are not your average 'box shifter' - we are your technical and supply chain partner.

We fully support every product we sell - for free! Our internal team and external sales engineers can answer any product or application question, no matter the complexity.

Backing up this technical ability is a range of 50,000+ products available from stock for nationwide next day delivery (same day if required!), or you can collect what you need from any of our trade counters around the UK.

Select your specialist interest below to learn more about how we can help.



Online, In Branch and On the Road - Scattergood & Johnson Ltd, there when you need us.

www.scatts.co.uk