

ASi-5/ASi-3 PROFINET Gateway with integrated Safety Monitor

ASi-5 – Great data bandwidth, short cycle times

Compatible with all ASi generations

ASi-5 master and ASi-3 master in one device

Up to 31 release circuits

- up to 6 safe output circuits CAT4, SIL 3 on the Monitor, electronic safe outputs

Safe ASi outputs are supported

- up to 31 independent ASi outputs
Multiple safe ASi outputs possible via a single ASi address

OPC UA server and integrated web server for simplified diagnostics

Selection of Mode of Safe Operation

Safe speed and standstill monitoring

Applications up to category 4/PLe/SIL 3

Chip card for storage of configuration data



(Figure similar)



Figure	Type	Inputs Safety, SIL 3, cat. 4	Inputs safety, expandable to	Outputs Safety, SIL 3, cat. 4	Safety outputs, independent according to SIL 3, expandable to	Safety communication	Number of ASi networks, number of ASi Master ⁽¹⁾	1 power supply, 1 gateway for 2 ASi networks, inexpensive power supplies ⁽²⁾	Diagnostic and configuration interface ⁽³⁾	Article No.
	Safety, PROFINET, ASi-5 / ASi-3	3 x 2 channels	max. 31 x 2 channels, max. 1891 in max. configuration	6 release circuits; 6 x electronic safe outputs	max. 31, max. 991 in max. configuration	Safe Link	1 ASi network, 1 ASi-5 /ASi-3 Master	yes, max. 4 A/ ASi network	Ethernet fieldbus; Ethernet diagnostics	BWU3863

(1) **Number of ASi networks, number of ASi Master**

"Single Master": 1 ASi network, 1 ASi Master.

(2) **1 power supply, 1 gateway for 2 ASi networks, inexpensive power supplies**

"yes, max. 4 A/ASi network": Cost-effective power for 2 ASi networks with 1 power supply (optionally supply of multiple Single Gateways by 1 power supply).

(3) **Diagnostic and configuration interface**

"Ethernet fieldbus + Ethernet diagnostic": Access to ASi master and safety monitor via Bihl+Wiedemann proprietary software over Ethernet diagnostics interface or Ethernet fieldbus interface.

The latest version of the device description file of the gateway is available in the "Downloads" section of the respective device.

ASi-5/ASi-3 PROFINET Gateway with integrated Safety Monitor



Article no.	BWU3863
Interface	
PROFINET interface	2 x RJ-45, integrated 2-Port-Switch, IRT capability
Conformance Class	Class B integrated switch complies with Class C (IRT capability)
OPC UA Interface	OPC UA server + integrated web server
Baud rates	10/100 MBaud
Function	PROFINET IO Device Media Redundancy Protocol (MRP) Shared Device
Card slot	Chip card (512 KB) for storage of configuration data
ASi	
ASi specification	ASi-3 + ASi-5
Cycle time	Cycle time ASi-3 (variable): 150 μ s * (number of ASi-3 slaves + 2)
	Cycle time ASi-5 (constant): 1,27 ms for 384 bits input data + 384 bits output data
Operating voltage	30 V _{DC} (20 ... 31,6 V) (PELV voltage)
ASi Power24V capability ⁽¹⁾	yes
AUX	
Operating voltage	24 V _{DC} (19,2 ... 28,8 V)
Max current consumption	7,2 A
Display	
LCD	menu, indication of slave addresses and error messages in plain text
LED power (green)	power on
LED PROFINET (green/red)	green: PROFINET communication active red: no PROFINET communication
LED config error (red)	configuration error
LED U ASi (green)	ASi voltage OK
LED ASi active (green)	ASi normal operation active
LED prg enable (green)	automatic addresses programming enabled
LED prj mode (yellow)	configuration mode active
LED AUX (yellow)	auxiliary power on
LEDs SI1 ... SI6 (yellow)	state of inputs: LED off: open LED on: closed
LEDs SO1 ... SO6 (yellow)	state of inputs: LED off: open LED on: closed
UL-specifications (UL508)	
External protection	An isolated source with a secondary open circuit voltage of ≤ 30 V _{DC} has to be protected with a 3 A maximum over current. Over current protection is not required when a Class 2 source is employed.
In general	UL mark does not provide UL certification for any functional safety rating or aspects of the above devices.
Applied standards	EN 60529 EN 61000-6-2 EN 61000-6-4 EN 62061, SIL 3 EN 61508, SIL 3 EN ISO 13849-1, Performance-Level e

ASi-5/ASi-3 PROFINET Gateway with integrated Safety Monitor

Article no.	BWU3863
Ambient	
Ambient temperature	0 °C ... +55 °C
Storage temperature	-25 °C ... +85 °C
Operating altitude	max. 2000 m
Housing	stainless steel, for DIN-rail mounting
Protection category	IP20
Tolerable loading referring to impacts and vibrations	according EN 61131-2
Voltage of insulation	≥500 V
Weight	800 g
Dimensions (W / H / D in mm)	109 / 120 / 106

(1) **ASi Power24V**

The device can be operated directly on a 24 V (PELV) power supply. The gateway has been optimized with integrated data coupling coils and adjustable self-resetting fuses for safe use of powerful 24 V power supplies.

Article no.	BWU3863
Safety Monitor	
Start delay	< 10 ms
Max. turn-off time	< 40 ms
Antivalent switches for local inputs	yes
Standstill monitors for local inputs	6 axes up to 50 Hz ⁽¹⁾
Speed monitors for local inputs	3 to 6 axes up to 400 Hz ⁽²⁾
Connection	
Connection	COMBICON
Length of connector cable	unlimited ⁽³⁾
Input	
Inputs Safety, SIL3, cat. 4	3 x 2 channels ⁽⁴⁾
Inputs digital, EDM	up to 6 standard inputs ⁽⁴⁾
Switching current	15 mA (T = 100 µs), continuously 4 mA at 24 V
Power supply	out of AUX
Output	
Number of release circuits on the monitor	6
Outputs	semiconductor output max. contact load: 1,2 A _{DC-13} at 30 V, Σ = 7,2 A in sum ⁽⁵⁾
Power supply (semiconductor outputs)	out of AUX
Test pulse (semiconductor outputs)	if output is on: minimum interval between 2 test pulses: 250 ms; maximum pulse width 1 ms

(1) connection at all SI or SO terminals possible.

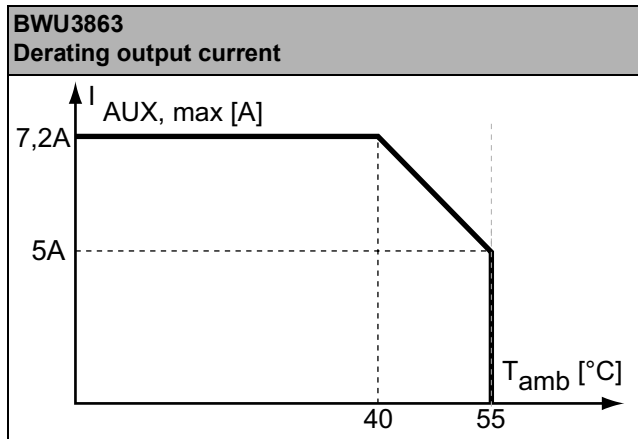
(2) connection only at terminals SO1 ... SO6 configured as standard inputs (see "Variations of terminal configuration for BWU3863")

(3) loop resistance ≤ 150 Ω

(4) see "Variations of terminal configuration for BWU3863"

ASi-5/ASi-3 PROFINET Gateway with integrated Safety Monitor

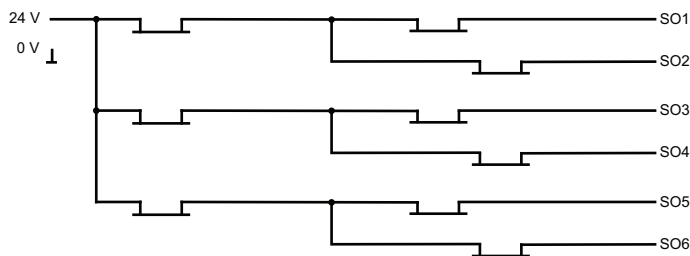
(5)



Article no.	Operating current		
	Master power supply, ca. 300 mA out of ASi circuits	Master power supply, max. 300 mA out of ASi circuit 1 (approx. 70 mA ... 300 mA), max. 300 mA out of ASi circuit 2 (approx. 70 mA ... 300 mA); in sum max. 370 mA	Version „1 gateway, 1 power supply, for 2 ASi networks“, approx. 300 mA (PELV voltage)
BWU3863	-	-	•

	BWU3863
Redundant power supply out of ASi: all fundamental functions of the device remain available even in case of power failure in one of the two ASi networks	-
Current measurement of the ASi circuits	•
Self-resetting adjustable fuses	•
ASi earth fault monitor distinguishes between ASi cable and sensor cable	•
In version „1 gateway, 1 power supply for 2 ASi circuits“: only 1 gateway + 1 ASi power supply is needed for both 2 ASi circuits	•

Safety outputs block diagram BWU3863



ASi-5/ASi-3 PROFINET Gateway with integrated Safety Monitor

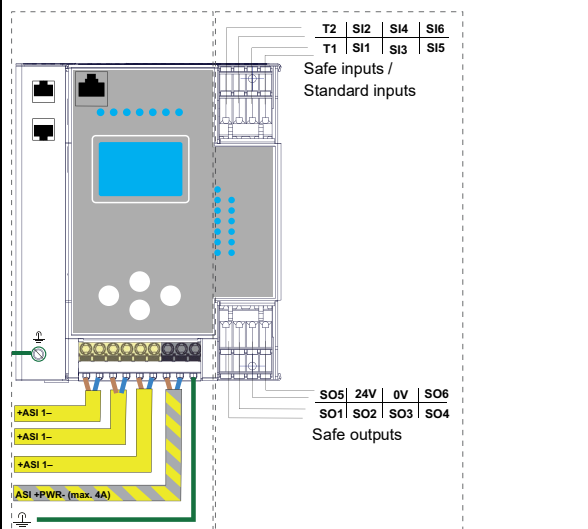
Variations of terminal configuration for BWU3863

Terminal	Safe output	Safe input for mechanical contacts in combination with T1, T2 ⁽¹⁾	Safe antivalent input ⁽¹⁾	Safe electronic input ⁽¹⁾	Standard input ⁽¹⁾
SI1,2	–	•	•	•	•
SI3,4	–	•	•	•	•
SI5,6	–	•	•	•	•
SO1,2 ⁽²⁾	•	•	•	–	•
SO3,4 ⁽²⁾	•	•	•	–	•
SO5,6 ⁽²⁾	•	•	•	–	•

⁽¹⁾ Inputs may only be supplied by the same 24 V source as the device itself.

⁽²⁾ If outputs are configured as inputs, the input current has to be limited by an external element at ≤ 100 mA

Connections: Gateway + Safety Monitor:

BWU3863	Connection	Description
 <p>The diagram shows a terminal block with two rows of terminals. The top row is labeled 'Safe inputs / Standard inputs' and includes terminals T1, T2, SI1, SI2, SI3, SI4, SI5, and SI6. The bottom row is labeled 'Safe outputs' and includes terminals SO1, SO2, SO3, SO4, SO5, 24V, 0V, and SO6. On the left side, there are three terminals for '+ASI 1-' and one for '+ASI +PWR- (max. 4A)'. The device is shown with a display screen and a keypad.</p>	SI1, SI3, SI5	Safe input terminal (T1)
	SI2, SI4, SI6	Safe input terminal (T2)
	T1	Clock output 1
	T2	Clock output 2
	SO1 ... SO6	Safe semiconductor outputs 1 ... 6
	24 V, 0 V	Power supply for local I/Os
	+ASI 1-	Connection of ASi circuit
	ASI +PWR-	Power supply for Gateway and ASi networks

Accessories:

- Safe contact expander, 1 or 2 independent channels (art. no. BWU2548 / BWU2539)
- Chip card, memory capacity 512 kB (art. no. BW4055)
- Bihl+Wiedemann Safety Suite - Safety Software for Configuration, Diagnostics and Commissioning (art. no. BW2916)
- Power supplies, e.g.: 30 V power supply, 4 A, 3 phases (art. no. BW1927), 30 V power supply, 8 A, 3 phases (art. no. BW1676) (for further power supply units visit www.bihl-wiedemann.de/en/products/accessories/power-supplies)



SCATTERGOOD & JOHNSON LTD

ELECTRICAL ENGINEERING & FLUID CONTROL DISTRIBUTORS

Est.1899

At Scattergood & Johnson Ltd, we pride ourselves on being a technical distributor to specialist industries.

Working with a range of quality product suppliers across a number of specialist markets, we are not your average 'box shifter' - we are your technical and supply chain partner.

We fully support every product we sell - for free! Our internal team and external sales engineers can answer any product or application question, no matter the complexity.

Backing up this technical ability is a range of 50,000+ products available from stock for nationwide next day delivery (same day if required!), or you can collect what you need from any of our trade counters around the UK.

Select your specialist interest below to learn more about how we can help.



Online, In Branch and On the Road - Scattergood & Johnson Ltd, there when you need us.

www.scatts.co.uk