


## Test disconnect terminal block - URTK/S-BEN 10 - 0309109

Please be informed that the data shown in this PDF Document is generated from our Online Catalog. Please find the complete data in the user's documentation. Our General Terms of Use for Downloads are valid (<http://phoenixcontact.com/download>)




Test disconnect terminal block, with slide, connection method: Screw connection, cross section: 0.5 mm<sup>2</sup> - 16 mm<sup>2</sup>, AWG: 20 - 8, width: 8.2 mm, mounting type: NS 35/7,5, NS 35/15, NS 32, color: gray

### Your advantages

- Easy and clear testing in current transformer secondary circuits can be performed using the test disconnect terminal blocks of the URTK/S range
- On both sides of the disconnect point, the terminal block has a test socket which can also be used to switch across to neighboring terminal blocks



### Key Commercial Data

Packing unit	50 pc
GTIN	 4 017918 155230
GTIN	4017918155230
Weight per Piece (excluding packing)	28.100 g
Custom tariff number	85369010
Country of origin	Turkey
Sales Key	BE1233

### Technical data

#### General

Number of levels	1
Number of connections	2
Nominal cross section	10 mm <sup>2</sup>
Color	gray
Insulating material	PA
Flammability rating according to UL 94	V0
Rated surge voltage	6 kV
Degree of pollution	3

## Test disconnect terminal block - URTK/S-BEN 10 - 0309109

### Technical data

#### General

Overvoltage category	III
Insulating material group	I
Connection in acc. with standard	IEC 60947-7-1
Nominal current $I_N$	57 A
Maximum load current	76 A (with 16 mm <sup>2</sup> conductor cross section)
Nominal voltage $U_N$	500 V
Open side panel	Yes
Shock protection test specification	DIN EN 50274 (VDE 0660-514):2002-11
Back of the hand protection	guaranteed
Finger protection	guaranteed
Result of surge voltage test	Test passed
Result of power-frequency withstand voltage test	Test passed
Power frequency withstand voltage setpoint	1.89 kV
Result of the test for mechanical stability of terminal points (5 x conductor connection)	Test passed
Result of flexion and pull-out test	Test passed
Bending test rotation speed	10 rpm
Bending test turns	135
Result of tight fit on support	Test passed
Tight fit on carrier	NS 32/NS 35
Setpoint	5 N
Temperature-rise test	Test passed
Short circuit stability result	Test passed
Conductor cross section short circuit testing	10 mm <sup>2</sup>
Short-time current	1.2 kA
Result of thermal test	Test passed
Proof of thermal characteristics (needle flame) effective duration	30 s
Test specification, oscillation, broadband noise	DIN EN 50155 (VDE 0115-200):2018-05
Test spectrum	Service life test category 2, bogie-mounted
Test frequency	$f_1 = 5 \text{ Hz}$ to $f_2 = 250 \text{ Hz}$
ASD level	6.12 (m/s <sup>2</sup> ) <sup>2</sup> /Hz
Acceleration	3.12g
Test duration per axis	5 h
Test directions	X-, Y- and Z-axis
Shock form	Half-sine
Acceleration	30g
Shock duration	18 ms
Number of shocks per direction	3
Test directions	X-, Y- and Z-axis (pos. and neg.)
Relative insulation material temperature index (Elec., UL 746 B)	130 °C

# Test disconnect terminal block - URTK/S-BEN 10 - 0309109

## Technical data

### General

Temperature index of insulation material (DIN EN 60216-1 (VDE 0304-21))	130 °C
Static insulating material application in cold	-60 °C
Surface flammability NFPA 130 (ASTM E 162)	passed
Specific optical density of smoke NFPA 130 (ASTM E 662)	passed
Smoke gas toxicity NFPA 130 (SMP 800C)	passed
Calorimetric heat release NFPA 130 (ASTM E 1354)	28 MJ/kg
Fire protection for rail vehicles (DIN EN 45545-2) R22	HL 1 - HL 3
Fire protection for rail vehicles (DIN EN 45545-2) R23	HL 1 - HL 3
	HL 1 - HL 3
Fire protection for rail vehicles (DIN EN 45545-2) R26	HL 1 - HL 3

### Dimensions

Length	61 mm
Width	8.2 mm
End cover width	2.2 mm
Height NS 35/7,5	58.5 mm
Height NS 35/15	66 mm
Height NS 32	63.5 mm

### Connection data

Conductor cross section solid min.	0.5 mm <sup>2</sup>
Conductor cross section solid max.	16 mm <sup>2</sup>
Conductor cross section flexible min.	0.5 mm <sup>2</sup>
Conductor cross section flexible max.	10 mm <sup>2</sup>
Conductor cross section AWG min.	20
Conductor cross section AWG max.	6
Conductor cross section flexible, with ferrule without plastic sleeve min.	0.5 mm <sup>2</sup>
Conductor cross section flexible, with ferrule without plastic sleeve max.	10 mm <sup>2</sup>
Conductor cross section flexible, with ferrule with plastic sleeve min.	0.5 mm <sup>2</sup>
Conductor cross section flexible, with ferrule with plastic sleeve max.	6 mm <sup>2</sup>
2 conductors with same cross section, solid min.	0.5 mm <sup>2</sup>
2 conductors with same cross section, solid max.	6 mm <sup>2</sup>
2 conductors with same cross section, stranded min.	0.5 mm <sup>2</sup>
2 conductors with same cross section, stranded max.	4 mm <sup>2</sup>
Two conductors with the same cross section stranded, with ferrule and without plastic sleeve, minimum	0.5 mm <sup>2</sup>
Two conductors with the same cross section stranded, with ferrule and without plastic sleeve, maximum	6 mm <sup>2</sup>
Two conductors with the same cross section, flexible, with TWIN ferrules, with plastic sleeve, minimum	0.5 mm <sup>2</sup>
Two conductors with the same cross section, flexible, with TWIN ferrules, with plastic sleeve, maximum	4 mm <sup>2</sup>

# Test disconnect terminal block - URTK/S-BEN 10 - 0309109

## Technical data

### Connection data

Cross section with insertion bridge, solid max.	10 mm <sup>2</sup>
Cross section with insertion bridge, stranded max.	10 mm <sup>2</sup>
Connection method	Screw connection
Stripping length	11 mm
Screw thread	M4
Tightening torque, min	1.5 Nm
Tightening torque max	1.8 Nm
Disconnect element	M3 0.6 Nm 0.8 Nm

### Ambient conditions

Operating temperature	-60 °C ... 105 °C (max. short-term operating temperature 125°C)
Ambient temperature (storage/transport)	-25 °C ... 60 °C (for a short time, not exceeding 24 h, -60 °C to +70 °C)
Permissible humidity (storage/transport)	30 % ... 70 %
Ambient temperature (assembly)	-5 °C ... 70 °C
Ambient temperature (actuation)	-5 °C ... 70 °C

### Standards and Regulations

Connection in acc. with standard	CSA
	IEC 60947-7-1
Flammability rating according to UL 94	V0

### Environmental Product Compliance

REACH SVHC	Lead 7439-92-1
China RoHS	Environmentally Friendly Use Period = 50 years
	For details about hazardous substances go to tab "Downloads", Category "Manufacturer's declaration"

## Drawings

### Circuit diagram



## Classifications

### eCl@ss

eCl@ss 10.0.1	27141126
eCl@ss 11.0	27141126
eCl@ss 4.0	27141100
eCl@ss 4.1	27141100
eCl@ss 5.0	27141100
eCl@ss 5.1	27141100
eCl@ss 6.0	27141100

## Test disconnect terminal block - URTK/S-BEN 10 - 0309109

### Classifications

#### eCl@ss

eCl@ss 7.0	27141126
eCl@ss 9.0	27141126

#### ETIM

ETIM 2.0	EC000902
ETIM 3.0	EC000902
ETIM 4.0	EC000902
ETIM 6.0	EC000902
ETIM 7.0	EC000902

#### UNSPSC

UNSPSC 6.01	30211811
UNSPSC 7.0901	39121410
UNSPSC 11	39121410
UNSPSC 12.01	39121410
UNSPSC 13.2	39121410
UNSPSC 18.0	39121410
UNSPSC 19.0	39121410
UNSPSC 20.0	39121410
UNSPSC 21.0	39121410

### Approvals


#### Approvals

#### Approvals

CSA / EAC / cULus Recognized

#### Ex Approvals


#### Approval details

CSA		<a href="http://www.csagroup.org/services-industries/product-listing/">http://www.csagroup.org/services-industries/product-listing/</a>	13631
Nominal voltage UN	600 V		
Nominal current IN	55 A		
mm <sup>2</sup> /AWG/kcmil	26-8		

## Test disconnect terminal block - URTK/S-BEN 10 - 0309109

### Approvals

EAC		RU C- DE.BL08.B.00534
-----	-----------------------------------------------------------------------------------	--------------------------

cULus Recognized		<a href="http://database.ul.com/cgi-bin/XYV/template/LISEXT/1FRAME/index.htm">http://database.ul.com/cgi-bin/XYV/template/LISEXT/1FRAME/index.htm</a>	E60425
Nominal voltage UN		600 V	
Nominal current IN		50 A	
mm <sup>2</sup> /AWG/kcmil		26-8	



# SCATTERGOOD & JOHNSON LTD

ELECTRICAL ENGINEERING & FLUID CONTROL DISTRIBUTORS

Est.1899

At Scattergood & Johnson Ltd, we pride ourselves on being a technical distributor to specialist industries.

Working with a range of quality product suppliers across a number of specialist markets, we are not your average 'box shifter' - we are your technical and supply chain partner.

We fully support every product we sell - for free! Our internal team and external sales engineers can answer any product or application question, no matter the complexity.

Backing up this technical ability is a range of 50,000+ products available from stock for nationwide next day delivery (same day if required!), or you can collect what you need from any of our trade counters around the UK.

Select your specialist interest below to learn more about how we can help.



Online, In Branch and On the Road - Scattergood & Johnson Ltd, there when you need us.

# [www.scatts.co.uk](http://www.scatts.co.uk)