


Reversing load relay - ELR W1/ 6-24DC - 2982090


Please be informed that the data shown in this PDF Document is generated from our Online Catalog. Please find the complete data in the user's documentation. Our General Terms of Use for Downloads are valid (<http://phoenixcontact.com/download>)



Electronic reversing load relay, for controlling DC motors, with LED display and protective circuit, output: 10 - 30 V DC/6 A with a switch-over time of 80 ms



Key Commercial Data

Packing unit	1 pc
GTIN	 4 017918 943936
GTIN	4017918943936
Weight per Piece (excluding packing)	112.300 g
Custom tariff number	85371098
Country of origin	Germany
Sales Key	CK7622

Technical data

Note

Utilization restriction	EMC: class A product, see manufacturer's declaration in the download area
-------------------------	---

Dimensions

Width	12.5 mm
Height	99 mm
Depth	114.5 mm

Ambient conditions

Ambient temperature (operation)	-20 °C ... 60 °C
Ambient temperature (storage/transport)	-20 °C ... 80 °C
Degree of protection	IP20

Input data

Input name	Device supply
------------	---------------

Reversing load relay - ELR W1/ 6-24DC - 2982090

Technical data

Input data

Nominal supply voltage	24 V DC \pm 20 %
Rated control circuit supply voltage U_S	24 V DC
Control supply voltage range	10 V DC ... 30 V DC
Rated control supply current I_S	7 mA
Protective circuit	Surge protection
Operating voltage display	Green LED
Input name	Control input right/left
Nominal input voltage U_N	24 V DC
Input voltage range in reference to U_N	0.8 ... 1.2
Input voltage range	19.2 V DC ... 28.8 V DC
Typical input current at U_N	3 mA
Rated actuating voltage U_C	24 V DC
Triggering voltage range	19.2 V DC ... 28.8 V DC
Rated actuating current I_C	3 mA
Protective circuit	Reverse polarity protection
	Surge protection
Surge voltage protection	> 33 V DC
Typical response time	200 μ s
Status display	LED yellow, forward running (R), LED yellow, reverse running (L)
Current consumption	3 mA
Switchover time R_L/L_L (turn-on time)	80 ms

Output data load output

Output name	DC output
Rated operating voltage U_e	24 V DC
Operating voltage range	10 V DC ... 30 V DC
Type of protection	Reverse polarity protection
	Surge protection

General

Mounting position	vertical (horizontal DIN rail, motor output below)
Assembly instructions	alignable, for spacing see derating
Operating mode	100% operating factor

Connection data

Connection name	Control circuits
Connection method	Screw connection
Stripping length	8 mm
Screw thread	M3
Conductor cross section solid	0.14 mm ² ... 2.5 mm ²
Conductor cross section flexible	0.14 mm ² ... 2.5 mm ²
Conductor cross section AWG	26 ... 14

Reversing load relay - ELR W1/ 6-24DC - 2982090

Technical data

Connection data

Torque	0.5 Nm ... 0.6 Nm
	5 lb _f -in. ... 7 lb _f -in.

Connection data 2

Connection name	Load circuit
Connection method	Screw connection
Stripping length	8 mm
Screw thread	M3
Conductor cross section solid	0.14 mm ² ... 2.5 mm ²
Conductor cross section flexible	0.14 mm ² ... 2.5 mm ²
Conductor cross section AWG	26 ... 14
Torque	0.5 Nm ... 0.6 Nm
	5 lb _f -in. ... 7 lb _f -in.

Standards and Regulations

Designation	Air clearances and creepage distances between the power circuits
Standards/regulations	EN 50178
Insulation	Basic insulation
Pollution degree	2
Overvoltage category	III

Conformance/approvals

Designation	UKCA
Certificate	UKCA-compliant
Designation	UL approval
Certificate	NLDX.E228652

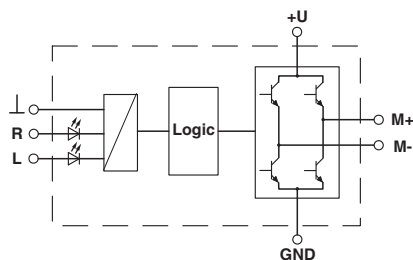
Environmental Product Compliance

REACH SVHC	Lead 7439-92-1
China RoHS	Environmentally Friendly Use Period = 50 years
	For details about hazardous substances go to tab "Downloads", Category "Manufacturer's declaration"

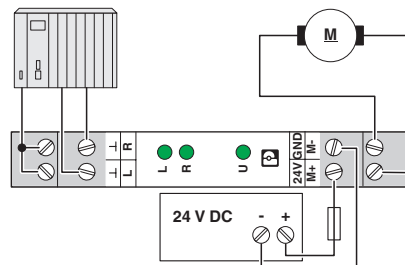
Drawings

Reversing load relay - ELR W1/ 6-24DC - 2982090

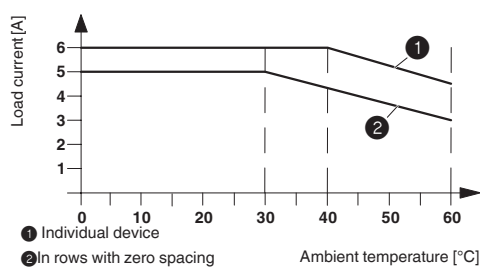
Block diagram



Connection diagram



Diagram



Classifications

eCl@ss

eCl@ss 10.0.1	27371014
eCl@ss 11.0	27371014
eCl@ss 4.0	27371100
eCl@ss 4.1	27371100
eCl@ss 5.0	27371600
eCl@ss 5.1	27371600
eCl@ss 6.0	27371000
eCl@ss 7.0	27371014
eCl@ss 9.0	27371014

ETIM

ETIM 4.0	EC002055
ETIM 6.0	EC002055
ETIM 7.0	EC002055

UNSPSC

UNSPSC 6.01	30211915
UNSPSC 7.0901	39121514
UNSPSC 11	39121514
UNSPSC 12.01	39121514
UNSPSC 13.2	39121514
UNSPSC 18.0	39122333

Reversing load relay - ELR W1/ 6-24DC - 2982090

Classifications

UNSPSC

UNSPSC 19.0	39122333
UNSPSC 20.0	39122333
UNSPSC 21.0	39122333

Approvals


Approvals

Approvals

UL Listed / cUL Listed / EAC / cULus Listed

Ex Approvals

Approval details

UL Listed		http://database.ul.com/cgi-bin/XYV/template/LISEXT/1FRAME/index.htm	FILE E 228652
-----------	---	---	---------------

cUL Listed		http://database.ul.com/cgi-bin/XYV/template/LISEXT/1FRAME/index.htm	FILE E 228652
------------	---	---	---------------

EAC		TR_TS_D_00573_c
-----	---	-----------------

cULus Listed	
--------------	---



**SCATTERGOOD
& JOHNSON LTD**
ELECTRICAL ENGINEERING & FLUID CONTROL DISTRIBUTORS

Est.1899

At Scattergood & Johnson Ltd, we pride ourselves on being a technical distributor to specialist industries.

Working with a range of quality product manufacturers across a number of specialist markets, we are not your average 'box shifter' - we are your technical and supply chain partner.

We fully support every product we sell - for free! Our internal team and external sales engineers can answer any product or application question, no matter the complexity.

Backing up this technical ability is a range of 50,000+ products available from stock for nationwide next day delivery (same day if required!), or you can collect what you need from any of our trade counters around the UK.

Select your specialist interest below to learn more about how we can help.



Online, In Branch and On the Road - Scattergood & Johnson Ltd, there when you need us.

www.scatts.co.uk