


## Signal conditioner - MINI MCR-2-UI-UI-PT - 2902040

Please be informed that the data shown in this PDF Document is generated from our Online Catalog. Please find the complete data in the user's documentation. Our General Terms of Use for Downloads are valid (<http://phoenixcontact.com/download>)




3-way signal conditioner with plug-in connection technology and calibrated measuring range changeover, for the electrical isolation of unipolar and bipolar analog signals. Input/output configurable via DIP switch. push-in connection technology, standard configuration.

### Product Description

The 3-way signal conditioner with plug-in connection technology and calibrated measuring range changeover can be configured using DIP switches and is used for the electrical isolation, conversion, amplification, and filtering of unipolar and bipolar standard and normalized signals. On the input side, the standard analog signals 0 ... 20 mA, 4 ... 20 mA, 0 ... 10 V, 0 ... 5 V, 1 ... 5 V or -10 ... 10 V, and signals 2 ... 10 V, 0 ... 20 V, 4 ... 20 V, 0 ... 24 V, 0 ... 30 V, -5 ... 5 V, -20 ... 20 V, -24 ... 24 V, -30 ... 30 V and -20 ... 20 mA are available. On the output side, 0 ... 20 mA, 4 ... 20 mA, 0 ... 10 V, 0 ... 5 V, 1 ... 5 V, -10 ... 10 V and -5 ... 5 V are possible. There is no need for adjustment following a measuring range changeover. The measuring transducer supports fault monitoring and NFC communication.



### Key Commercial Data

Packing unit	1 pc
GTIN	 4 046356 652063
GTIN	4046356652063
Weight per Piece (excluding packing)	97.500 g
Custom tariff number	85437090
Country of origin	Germany
Sales Key	CK1411

### Technical data

#### Note

Utilization restriction	EMC: class A product, see manufacturer's declaration in the download area
-------------------------	---

#### Dimensions

Width	6.2 mm
Height	109.81 mm
Depth	119.2 mm

#### Ambient conditions

## Signal conditioner - MINI MCR-2-UI-UI-PT - 2902040

### Technical data

#### Ambient conditions

Ambient temperature (operation)	-40 °C ... 70 °C
Ambient temperature (storage/transport)	-40 °C ... 85 °C
Permissible humidity (operation)	5 % ... 95 % (non-condensing)
Degree of protection	IP20 (not assessed by UL)
Noise immunity	EN 61000-6-2 When being exposed to interference, there may be minimal deviations.

#### Input data

Designation	Voltage/current input
Number of inputs	1
Configurable/programmable	Yes
Voltage input signal	0 V ... 5 V (via DIP switch)
	1 V ... 5 V (via DIP switch)
	-5 V ... 5 V (via DIP switch)
	0 V ... 10 V (via DIP switch)
	2 V ... 10 V (via DIP switch)
	-10 V ... 10 V (via DIP switch)
	0 V ... 20 V (via DIP switch)
	4 V ... 20 V (via DIP switch)
	-20 V ... 20 V (via DIP switch)
	0 V ... 24 V (via DIP switch)
	4.8 V ... 24 V (via DIP switch)
	-24 V ... 24 V (via DIP switch)
	0 V ... 30 V (via DIP switch)
	6 V ... 30 V (via DIP switch)
	-30 V ... 30 V (via DIP switch)
Current input signal	0 mA ... 20 mA (via DIP switch)
	4 mA ... 20 mA (via DIP switch)
	-20 mA ... 20 mA (via DIP switch)
max. input voltage	33 V
Max. input current	24 mA
Input resistance of voltage input	> 1000 kΩ
Input resistance current input	approx. 63 Ω (+0.7 V for test diode)

#### Output data

Output name	Voltage output / current output
Number of outputs	1
Configurable/programmable	Yes
Voltage output signal	0 V ... 5 V (via DIP switch)
	1 V ... 5 V (via DIP switch)
	-5 V ... 5 V (via DIP switch)
	0 V ... 10 V (via DIP switch)

## Signal conditioner - MINI MCR-2-UI-UI-PT - 2902040

### Technical data

#### Output data

	2 V ... 10 V (via DIP switch)
	-10 V ... 10 V (via DIP switch)
Current output signal	0 mA ... 20 mA (via DIP switch)
	4 mA ... 20 mA (via DIP switch)
Max. output current	22 mA
Short-circuit current	< 32 mA
Load/output load voltage output	$\geq 10 \text{ k}\Omega$
Load/output load current output	$\leq 600 \Omega$ (at 20 mA)
Ripple	< 20 mV <sub>PP</sub> (at 600 $\Omega$ )
	< 20 mV <sub>PP</sub> (at 600 $\Omega$ )

#### Power supply

Nominal supply voltage	24 V DC
Supply voltage range	9.6 V DC ... 30 V DC (The DIN rail bus connector (ME 6,2 TBUS-2 1,5/5-ST-3,81 GN, Item No. 2869728) can be used to bridge the supply voltage. It can be snapped onto a 35 mm DIN rail according to EN 60715))
Typical current consumption	25 mA (Current output, at 24 V DC incl. load)
	54 mA (Current output, at 12 V DC incl. load)
Power consumption	$\leq 800 \text{ mW}$ (at $I_{\text{OUT}} = 20 \text{ mA}$ , 9.6 V DC, 600 $\Omega$ load)

#### Connection data

Connection method	Push-in connection
Stripping length	10 mm
Conductor cross section solid	0.2 mm <sup>2</sup> ... 2.5 mm <sup>2</sup> (with ferrule)
	0.14 mm <sup>2</sup> ... 2.5 mm <sup>2</sup> (without ferrule)
Conductor cross section flexible	0.14 mm <sup>2</sup> ... 2.5 mm <sup>2</sup>
Conductor cross section AWG	24 ... 12 (flexible)

#### General

No. of channels	1
Maximum transmission error	$\leq 0.1 \%$ (of final value)
	$\leq 0.15 \%$ (of final value, at IN: 4 ... 20 mA / OUT: -10 V ... 10 V)
Maximum temperature coefficient	0.01 %/K
Temperature coefficient, typical	0.01 %/K
Limit frequency (3 dB)	30 Hz (via DIP switch)
	5 kHz (via DIP switch)
Step response (10-90%)	< 8.5 ms (with 30 Hz filter)
Protective circuit	Transient protection
Electrical isolation	Reinforced insulation in accordance with IEC 61010-1
Overvoltage category	II
Degree of pollution	2
Rated insulation voltage	300 V (effective)

## Signal conditioner - MINI MCR-2-UI-UI-PT - 2902040

### Technical data

#### General

Test voltage, input/output/supply	3 kV (50 Hz, 1 min.)
Electromagnetic compatibility	Conformance with EMC directive
Noise emission	EN 61000-6-4
Noise immunity	EN 61000-6-2 When being exposed to interference, there may be minimal deviations.
Housing material	PBT
Mounting position	any
Assembly instructions	The T connector can be used to bridge the supply voltage. It can be snapped onto a 35 mm DIN rail according to EN 60715.
Fire protection for rail vehicles (DIN EN 45545-2) R22	HL 1 - HL 2
Fire protection for rail vehicles (DIN EN 45545-2) R23	HL 1 - HL 2
Fire protection for rail vehicles (DIN EN 45545-2) R24	HL 1 - HL 2

#### EMC data

Designation	Electromagnetic RF field
Standards/regulations	EN 61000-4-3
Designation	Fast transients (burst)
Standards/regulations	EN 61000-4-4
Designation	Conducted interferences
Standards/regulations	EN 61000-4-6

#### Standards and Regulations

Electromagnetic compatibility	Conformance with EMC directive
Noise emission	EN 61000-6-4
Standards/regulations	EN 61000-4-2
Designation	Electromagnetic RF field
Standards/regulations	EN 61000-4-3
	EN 61000-4-4
	EN 61000-4-5
Designation	Conducted interferences
Standards/regulations	EN 61000-4-6
Designation	GB Standard
Standards/regulations	GB 3836.1
	GB 3836.4
	GB 3836.8
Electrical isolation	Reinforced insulation in accordance with IEC 61010-1

#### Conformance/approvals

Designation	CE
Certificate	CE-compliant
Designation	ATEX
Identification	# II 3 G Ex ec ic IIC T4 Gc
Certificate	BVS 19 ATEX E 047 X

## Signal conditioner - MINI MCR-2-UI-UI-PT - 2902040

### Technical data

#### Conformance/approvals

Designation	UKCA Ex (UKEX)
Identification	# II 3 G Ex ec ic IIC T4 Gc
Certificate	PxCIF21UKEX2902000X
Designation	IECEX
Identification	Ex ec ic IIC T4 Gc
Certificate	IECEX BVS 19.0041X
Designation	CCC / China-Ex
Identification	Ex nA ic IIC T4 Gc
Designation	UL, USA / Canada
Identification	UL 508 Listed
	Class I, Div. 2, Groups A, B, C, D T6
	Class I, Zone 2, Group IIC T6
Designation	Shipbuilding approval
Certificate	DNV GL TAA00002UA
Temperature	B
Humidity	B
Vibration	A
EMC	A
Enclosure	Required protection according to the Rules shall be provided upon installation on board

#### Environmental Product Compliance

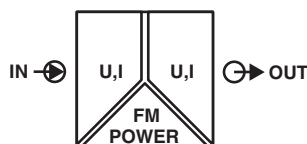
REACH SVHC	Lead 7439-92-1
China RoHS	Environmentally Friendly Use Period = 50 years
	For details about hazardous substances go to tab "Downloads", Category "Manufacturer's declaration"

### Drawings

Pictogram

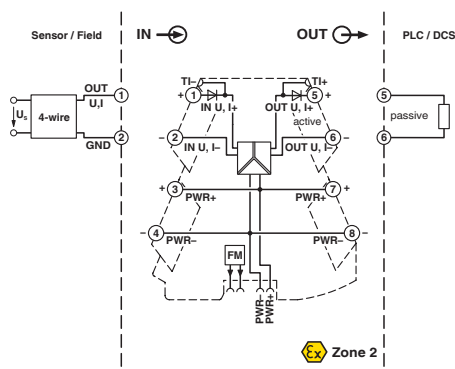


Pictogram



# Signal conditioner - MINI MCR-2-UI-UI-PT - 2902040

Block diagram



## Classifications

### eCl@ss

eCl@ss 10.0.1	27210120
eCl@ss 11.0	27210120
eCl@ss 4.0	27210100
eCl@ss 4.1	27210100
eCl@ss 5.0	27210100
eCl@ss 5.1	27210100
eCl@ss 6.0	27210100
eCl@ss 7.0	27210120
eCl@ss 9.0	27210120

### ETIM

ETIM 4.0	EC002653
ETIM 6.0	EC002653
ETIM 7.0	EC002653

### UNSPSC

UNSPSC 6.01	30211502
UNSPSC 7.0901	39121004
UNSPSC 11	39121004
UNSPSC 12.01	39121004
UNSPSC 13.2	39121008
UNSPSC 18.0	39121008
UNSPSC 19.0	39121008
UNSPSC 20.0	39121008
UNSPSC 21.0	39121008

## Approvals

Approvals

<https://www.phoenixcontact.com/gb/products/2902040>



## Signal conditioner - MINI MCR-2-UI-UI-PT - 2902040

### Approvals






#### Approvals

UL Listed / cUL Listed / DNV GL / CCC / cULus Listed

#### Ex Approvals

UL Listed / cUL Listed / EAC Ex / IECEx / ATEX / ATEX / cULus Listed

### Approval details

UL Listed		<a href="http://database.ul.com/cgi-bin/XYV/template/LISEXT/1FRAME/index.htm">http://database.ul.com/cgi-bin/XYV/template/LISEXT/1FRAME/index.htm</a>	FILE E 238705
cUL Listed		<a href="http://database.ul.com/cgi-bin/XYV/template/LISEXT/1FRAME/index.htm">http://database.ul.com/cgi-bin/XYV/template/LISEXT/1FRAME/index.htm</a>	FILE E 238705
DNV GL		<a href="https://approvalfinder.dnvgl.com/">https://approvalfinder.dnvgl.com/</a>	TAA00002UA
CCC			2021322310003859
cULus Listed			

Phoenix Contact 2022 © - all rights reserved  
<http://www.phoenixcontact.com>



# SCATTERGOOD & JOHNSON LTD

ELECTRICAL ENGINEERING & FLUID CONTROL DISTRIBUTORS

Est.1899

At Scattergood & Johnson Ltd, we pride ourselves on being a technical distributor to specialist industries.

Working with a range of quality product manufacturers across a number of specialist markets, we are not your average 'box shifter' - we are your technical and supply chain partner.

We fully support every product we sell - for free! Our internal team and external sales engineers can answer any product or application question, no matter the complexity.

Backing up this technical ability is a range of 50,000+ products available from stock for nationwide next day delivery (same day if required!), or you can collect what you need from any of our trade counters around the UK.

Select your specialist interest below to learn more about how we can help.



Online, In Branch and On the Road - Scattergood & Johnson Ltd, there when you need us.

# [www.scatts.co.uk](http://www.scatts.co.uk)