

Technical Data Sheet

Die-Cast Aluminium Enclosed Switchgear Range

CDPD146
Issue 3

Die-Cast Aluminium Enclosed Switchgear

A range of die-cast aluminium enclosed isolation equipment with sealing up to IP66 available in Light Grey (RAL 7035) or Traffic Red (RAL3020) powder coated finish. These units can be placed in environments where resistance to impacts, moisture and dust/dirt are a concern. All units have a padlockable handle which allows for the insertion of up to three padlocks in the 'Off' position thus preventing the isolator being switched to the 'On' position. All units are interlocked in the ON position preventing the lid from being removed. The option to add a selection of auxiliary blocks providing additional contacts and a choice of Neutral assemblies increases the flexibility of the product range. Compliant to IEC / BS EN 60947-3.

Enclosures finished Red (RAL 3020) are available to order, please contact our Sales team for details. Replace 'G' in the Cat. No. to 'R' e.g. SDDR253N

'N' = switched neutral (Early make, late break) | 'NL' = Unswitched neutral | 'EB' = Early break auxiliary contacts
'X' = Bottom cable entries only. For top and bottom cable entries, replace 'X' with 'Y' in the Cat. No. E.g. SDDG402Y

Add suffix '/10' to the Cat. No. for padlocking in the 'On' position e.g. SDDG253/10

Add suffix '/CO' to a Cat. No. to include 1 set of Auxiliary contacts e.g. EDDG253/CO






| EDDG Switch-Disconnectors (O-I) | | | | | | | | |
|---------------------------------|------------|-------------|------------|-----------|------------|--|--|--------------------------------|
| Image | Rating | Switch Type | Format | Cat. No. | Encl. Size | IP Rating | Encl. Material | Cable Entries |
| | 20A | GX20 | 6P | EDDG206 | C | IP66 | Die cast aluminium alloy Light Grey RAL 7035 | 2 x M20 bottom only. |
| | | | 6P+2EB Aux | EDDG206EB | | | | |
| | 25A | CS25 | 2P | EDDG252 | C | IP66 | Die cast aluminium alloy Light Grey RAL 7035 | 2 x M20 bottom only. |
| | | | 3P | EDDG253 | | | | |
| | | | 3P+N | EDDG253N | | | | |
| | | | 3P+NL | EDDG253NL | | | | |
| | 3P+2EB Aux | EDDG253EB | | | | | | |
| | 32A | CS32 | 2P | EDDG322 | C | IP66 | Die cast aluminium alloy Light Grey RAL 7035 | 2 x M20 bottom only. |
| | | | 3P | EDDG323 | | | | |
| | | | 3P+N | EDDG323N | | | | |
| 3P+NL | | | EDDG323NL | | | | | |
| 3P+2EB Aux | EDDG323EB | | | | | | | |
| 40A | CS40R | 2P | EDDG402 | C | IP66 | Die cast aluminium alloy Light Grey RAL 7035 | 2 x M20 bottom only. | |
| | | 3P | EDDG403 | | | | | |
| | | 3P+N | EDDG403N | | | | | |
| | | 3P+NL | EDDG403NL | | | | | |
| 3P+2EB Aux | EDDG403EB | | | | | | | |
| | 40A | GX40 | 6P | EDDG406 | B | IP65 | Die cast aluminium alloy Light Grey RAL 7035 | 2 x M25 & 1 x M20 bottom only. |
| | | | 6P+2EB Aux | EDDG406EB | | | | |
| | 63A | CS63 | 2P | EDDG632 | B | IP65 | Die cast aluminium alloy Light Grey RAL 7035 | 2 x M25 & 1 x M20 bottom only. |
| | | | 3P | EDDG633 | | | | |
| | | | 3P+N | EDDG633N | | | | |
| | | | 3P+NL | EDDG633NL | | | | |
| | | | 3P+2EB Aux | EDDG633EB | | | | |
| | | | 6P | EDDG636 | | | | |
| | 6P+2EB Aux | EDDG636EB | | | | | | |
| | 80A | CS80 | 2P | EDDG802 | B | IP65 | Die cast aluminium alloy Light Grey RAL 7035 | 2 x M25 & 1 x M20 bottom only. |
| 3P | | | EDDG803 | | | | | |
| 3P+N | | | EDDG803N | | | | | |
| 3P+NL | | | EDDG803NL | | | | | |
| GA080A | | 3P | EDDG803T | | | | | |
| | | 3P+N | EDDG803NT | | | | | |
| 3P+NL | EDDG803NLT | | | | | | | |

Technical Data Sheet

Die-Cast Aluminium Enclosed Switchgear Range

CDPD146
Issue 3

| SDDG Switch-Disconnectors (O-I) | | | | | | | | | |
|---|--------|-----------------|------------|------------|--------------------------|--------------------------|---------------------|------------------------------|------------------------------|
| Image | Rating | Interior Switch | Format | Cat. No. | Encl. Size | Encl. Material | IP Rating | Encl. Colour | Cable Entries |
|  | 20A | GX20 | 6P | SDDG206 | A | Die cast aluminium alloy | IP66 | Light Grey RAL 7035 | 2xM20 on bottom face |
| | | | 6P+2EB Aux | SDDG206EB | | | | | |
| | 25A | CS25 | 2P | SDDG252 | A | Die cast aluminium alloy | IP66 | Light Grey RAL 7035 | 2xM20 on bottom face |
| | | | 3P | SDDG253 | | | | | |
| | | | 3P+NL | SDDG253NL | | | | | |
| | | | 3P+N | SDDG253N | | | | | |
| | | | 3P+2EB Aux | SDDG253EB | | | | | |
| | 32A | CS32 | 2P | SDDG322 | A | Die cast aluminium alloy | IP66 | Light Grey RAL 7035 | 2xM20 on bottom face |
| | | | 3P | SDDG323 | | | | | |
| | | | 3P+NL | SDDG323NL | | | | | |
| | | | 3P+N | SDDG323N | | | | | |
| | 40A | CS40R | 2P | SDDG402X | A | Die cast aluminium alloy | IP66 | Light Grey RAL 7035 | 2xM25 on bottom face |
| | | | 3P | SDDG403X | | | | | |
| | | | 3P+NL | SDDG403NLX | | | | | |
| | | | 3P+N | SDDG403NX | | | | | |
| 3P+2EB Aux | | | SDDG403EBX | | | | | | |
| GX40 | | 2P | SDDG402 | B | Die cast aluminium alloy | IP65 | Light Grey RAL 7035 | 2xM25 + 1xM20 on bottom face | |
| | | 3P | SDDG403 | | | | | | |
| | | 3P+NL | SDDG403NL | | | | | | |
| | | 3P+N | SDDG403N | | | | | | |
| | | 3P+2EB Aux | SDDG403EB | | | | | | |
| 63A | CS63 | 2P | SDDG632 | B | Die cast aluminium alloy | IP65 | Light Grey RAL 7035 | 2xM25 + 1xM20 on bottom face | |
| | | 3P | SDDG633 | | | | | | |
| | | 3P+NL | SDDG633NL | | | | | | |
| | | 3P+N | SDDG633N | | | | | | |
| | | 3P+2EB Aux | SDDG633EB | | | | | | |
| | | 6P | SDDG636 | | | | | | |
| 80A | CS80 | 3P | SDDG803 | B | Die cast aluminium alloy | IP65 | Light Grey RAL 7035 | 2xM32 + 1xM20 on bottom face | |
| | | 3P+NL | SDDG803NL | | | | | | |
| | | 3P+N | SDDG803N | | | | | | |
| Changeover Switch-Disconnectors (I-O-II) | | | | | | | | | |
|  | 20A | GX20 | 2P | SCODDG202 | A | Die cast aluminium alloy | IP66 | Light Grey RAL 7035 | 2xM20 on bottom face |
| | | | 3P | SCODDG203 | | | | | |
| | | | 4P | SCODDG204 | | | | | |
|  | 40A | GX40 | 2P | SCODDG402 | B | Die cast aluminium alloy | IP65 | Light Grey RAL 7035 | 2xM25 + 1xM20 on bottom face |
| | | | 3P | SCODDG403 | | | | | |
| | | | 4P | SCODDG404 | | | | | |

Technical Data Sheet

Die-Cast Aluminium Enclosed Switchgear Range

CDPD146
Issue 3









Accessories

All of the accessories listed below can be retrofitted. One block can be fitted either side of the main assembly on all of the 3 pole Switch-Disconnecter interiors.

| Description | Cat. No. |
|--|----------|
| Auxiliary Contact- 2 Early Break | SAUX2EB |
| Auxiliary Contact- 1 N/O + 1 N/C | SAUXCO |
| 80A Auxiliary Contact- 1 Early Break for GA switches | SAUX1EBL |
| 80A Auxiliary Contact- 1 N/O + 1 N/C for GA switches | SAUXCOL |
| 25A- 40A Compact Neutral (Unswitched) | SNLC40 |
| 63A Neutral (Unswitched) | SNL63 |
| 80A Neutral (Unswitched) for CS switches | SNL80 |
| 80A Neutral (Unswitched) for GA switches | SNL100L |
| 25A Neutral (Switched) | SSP25 |
| 40A Neutral (Switched) | SSP40 |
| 63A Neutral (Switched) | SSP63 |
| 80A Neutral (Switched) for CS switches | SSP80 |
| 80A Neutral (Switched) for GA switches | SSP80L |

Technical Specification

Data supplied against tests to IEC/BS EN 60947-3

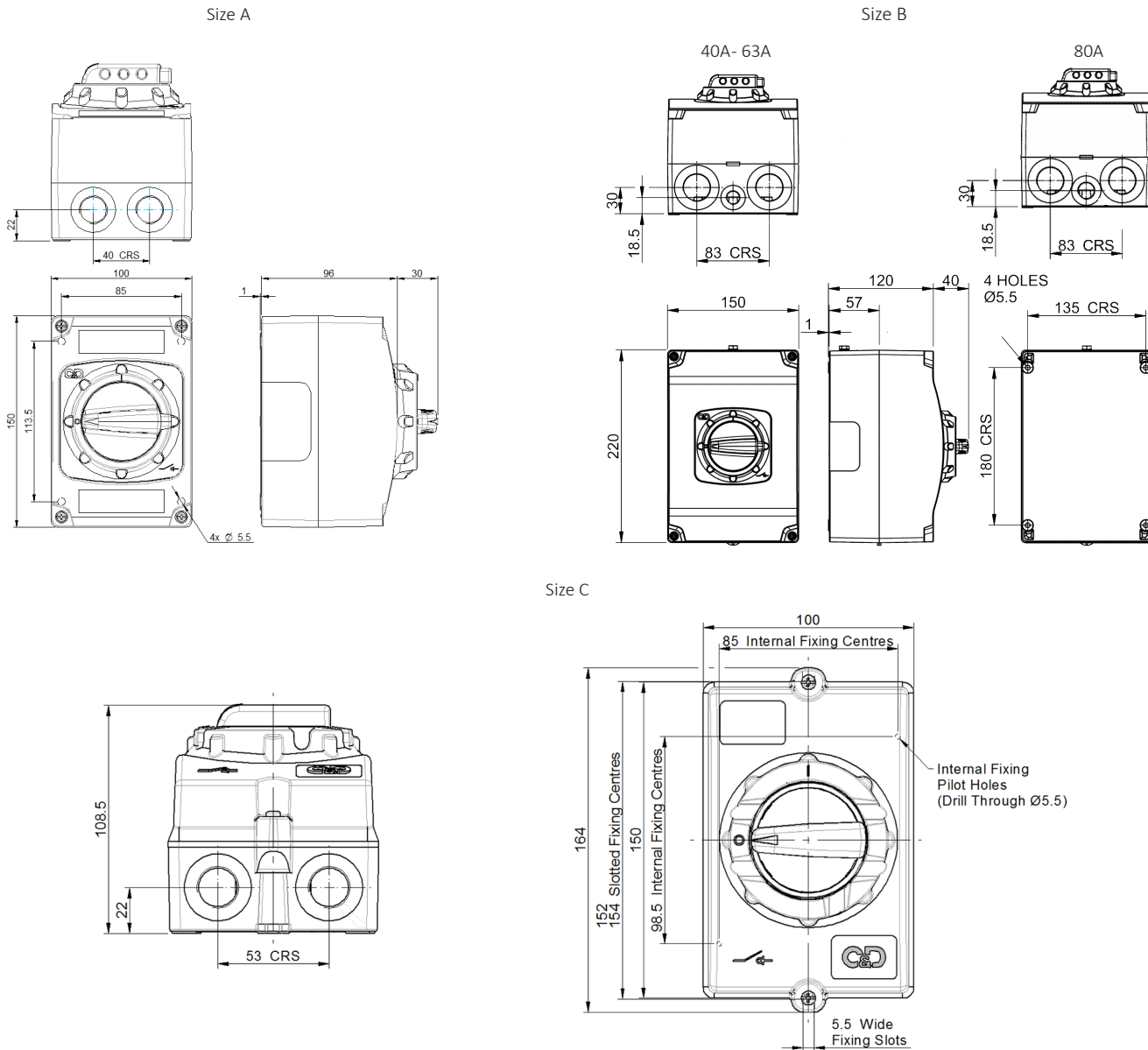
| Application | Unit | Category | 20A | 25A | 32A | 40A | 63A | 80A | | |
|---|-----------------|-------------------|---|---|---|---|---|---|---|---|
| Interior Switch | - | | GX20 | CS25 | CS32 | GX40 | CS40R | CS63 | CS80 | GA080A |
| Rated thermal current (I_{the}) | A | | 20 | 25 | 32 | 40 | 40 | 63 | 80 | 80 |
| Rated insulation voltage (U_i) | V | | 690 | 690 | 690 | 690 | 690 | 690 | 690 | 1000 |
| Rated impulse voltage (U_{imp}) | kV | | 6 | 6 | 6 | 6 | 6 | 6 | 6 | 8 |
| Rated operational power (Single phase) | kW | 230V- AC23 | - | 3.7 | 4.8 | - | 6.0 | 9.4 | - | - |
| Rated operational power (Three phase) | kW | 380/440- AC23 | 7.5 | 11 | 15 | 18.5 | 15 | 25 | 30 | 45 |
| | | 500V- AC23 | 7.5 | 15 | 15 | 15 | 15 | 30 | 37 | - |
| | | 690V- AC23 | 7.5 | 15 | 15 | 15 | 15 | 30 | 30 | 45 |
| Rated short time withstand current (1 sec) (I_{cw}) | A | | 250 | 500 | 600 | 800 | 600 | 1300 | 1400 | 2500 |
| Max. fuse size for short circuit protection (gG Characteristic) | kA | 10kA | 20 | 35 | 35 | 40 | 40 | 80 | 80 | 80 |
| | | 25kA | 16 | 32 | 32 | 35 | 32 | 63 | 63 | 80 |
| | | 50kA | - | 32 | 32 | - | 32 | 63 | 63 | 80 |
| Recommended connecting capacity | - | Terminal type |  |  |  |  |  |  |  |  |
| | mm ² | Flexible cable | 2.5 x 2 | 6 | 6 | 6 x 2 | 6 | 16 | 16 | 35 |
| | mm ² | Rigid cable | 2.5 x 2 | 10 | 10 | 10 x 2 | 10 | 25 | 25 | 35 |
| | Nm | Tightening torque | 1.0 | 1.2 | 1.2 | 1.0 | 1.2 | 1.2 | 1.2 | 1.2 |

Technical Data Sheet

Die-Cast Aluminium Enclosed Switchgear Range

CDPD146
Issue 3

Dimensions



| Rating | Cat. No. | Cable Entries | | | | | |
|----------|----------|---------------|---------|-------------|-----------------|-------------|--------|
| | | Enclosure A | | Enclosure B | | Enclosure C | |
| | | Top | Bottom | Top | Bottom | Top | Bottom |
| 20A- 32A | Standard | -- | 2 x M20 | -- | -- | -- | 2x M25 |
| | Suffix X | -- | 2x M25 | -- | -- | -- | 2x M25 |
| | Suffix Y | 2x M25 | 2x M25 | -- | -- | 2x M25 | 2x M25 |
| 40A | Standard | -- | 2x M25 | -- | 2x M25 + 1x M20 | -- | 2x M20 |
| | Suffix X | -- | 2x M25 | -- | 2x M32 + 1x M16 | -- | 2x M25 |
| | Suffix Y | 2x M25 | 2x M25 | 2 x M32 | 2x M32 + 1x M16 | 2x M25 | 2x M25 |
| 63A | Standard | -- | -- | -- | 2x M25 + 1x M20 | -- | -- |
| | Suffix X | -- | -- | -- | 2x M32 + 1x M16 | -- | -- |
| | Suffix Y | -- | -- | 2 x M32 | 2x M32 + 1x M16 | -- | -- |
| 80A | Standard | -- | -- | -- | 2x M32 + 1x M20 | -- | -- |
| | Suffix X | -- | -- | -- | 2x M32 + 1x M16 | -- | -- |
| | Suffix Y | -- | -- | 2 x M32 | 2x M32 + 1x M16 | -- | -- |



**SCATTERGOOD
& JOHNSON LTD**
ELECTRICAL ENGINEERING & FLUID CONTROL DISTRIBUTORS

Est.1899

At Scattergood & Johnson Ltd, we pride ourselves on being a technical distributor to specialist industries.

Working with a range of quality product manufacturers across a number of specialist markets, we are not your average 'box shifter' - we are your technical and supply chain partner.

We fully support every product we sell - for free! Our internal team and external sales engineers can answer any product or application question, no matter the complexity.

Backing up this technical ability is a range of 50,000+ products available from stock for nationwide next day delivery (same day if required!), or you can collect what you need from any of our trade counters around the UK.

Select your specialist interest below to learn more about how we can help.



Online, In Branch and On the Road - Scattergood & Johnson Ltd, there when you need us.

www.scatts.co.uk