

Technical Data Sheet

Sheet Steel Flagged Switchgear Range



CDPD115
Issue 2

Sheet Steel Flagged Switchgear

The Flag Indicator is viewed through a 8mm thick polycarbonate window in the enclosure door providing the user with confirmation of the switch contact state. All assemblies are sealed to IP65 and are supplied with 2 C/O auxiliary blocks wired down to terminals. The range has a padlockable handle which allows for the insertion of up to three padlocks in the 'Off' position thus preventing the isolator being switched to the 'On' position. The door interlock handle can be defeated to enable emergency opening or for testing purposes. All assemblies are supplied with the switching element mounted on a removable internal 2mm galvanised steel chassis plate.

The standard range of Flag isolators are supplied with silver plated conductors but if the product is to be installed in an environment where there is a high amount of Hydrogen Sulfide and Sulphur dioxide we offer the option of Tin plated conductors in order to prevent the growth of Silver whiskers. Stainless Steel Grade 304 enclosures, Castell Lock options and EX Zone 22 versions are available on request. Contact your local Area Sales Manager for more information.

'N' = switched neutral | Add suffix 'T' to the beginning of any Cat. No. for tin plate contacts e.g. TSDS00323N/F



Switch-Disconnectors (O-I)							
Image	Rating	Format	Cat. No.	Encl. Size	Encl. Material	IP Rating	Encl. Colour
	32A	3P+N	SDG00323N/F	1F	Sheet Steel	IP65	Light Grey RAL 7035
	63A	3P+N	SDG00633N/F	1F	Sheet Steel	IP65	Light Grey RAL 7035
	100A	3P+N	SDG01003N/F	2F	Sheet Steel	IP65	Light Grey RAL 7035
	125A	3P+N	SDG01253N/F	2F	Sheet Steel	IP65	Light Grey RAL 7035
	200A	3P+N	SDG02003N/F	4F	Sheet Steel	IP65	Light Grey RAL 7035
	250A	3P+N	SDG02503N/F	4F	Sheet Steel	IP65	Light Grey RAL 7035
	400A	3P+N	SDG04003N/F	5F	Sheet Steel	IP65	Light Grey RAL 7035
Fuse Combination Units (O-I)							
	32A	3P+N	SDFG00323N/F	1F	Sheet Steel	IP65	Light Grey RAL 7035
	63A	3P+N	SDFG00633N/F	1F	Sheet Steel	IP65	Light Grey RAL 7035
	100A	3P+N	SDFG01003N/F	2F	Sheet Steel	IP65	Light Grey RAL 7035
	125A	3P+N	SDFG01253N/F	2F	Sheet Steel	IP65	Light Grey RAL 7035
	160A	3P+N	SDFG01603N/F	3F	Sheet Steel	IP65	Light Grey RAL 7035
	200A	3P+N	SDFG02003N/F	4F	Sheet Steel	IP65	Light Grey RAL 7035
	250A	3P+N	SDFG02503N/F	4F	Sheet Steel	IP65	Light Grey RAL 7035

Hinged Door Accessories

Add-on auxiliary blocks are available for all hinged door products. All auxiliaries are supplied as 1 N/O+1 N/C pair. All N/O auxiliary contacts are early break with respect to the main poles when switching from 'On' to 'Off'.

All of the Fuse Combination Units are supplied fitted with a set of fully rated IEC/BS EN 60269 (BS88) fuse links. Replacements can be supplied as individual fuse links and can be fitted to a lower rating to suit a particular load: please refer to the rating table below to maintain the correct size/tag format.

Terminal protection is provided on all items for live incoming terminals; spare terminal covers are available for replacement or extending the protection to the outgoing terminals. (Not available for 800A & 1000A switch-disconnectors.)

Auxiliary Contacts		
Image	Description	Cat. No.
	Auxiliary Contact for 32A- 200A Switch-Disconnectors (Type A)	SAUXCO
	Auxiliary Contact for 63A- 160A Fuse Combination (Type B)	SAUXKITA
	Auxiliary Contact for 250A Switch-Disconnectors (Type C)	SAUXKITB
	Auxiliary Contact for 400A Switch-Disconnectors & 200A- 250A Fuse Combination (Type C)	SAUXKITC
Terminal Covers		
	Individual Spare Terminal Cover for 200A Switch-Disconnectors & Fuse Combination	STS1
	Individual Spare Terminal Cover for 250A- 400A Switch-Disconnectors & Fuse Combination	STS2

Technical Data Sheet

Sheet Steel Flagged Switchgear Range

CDPD115
Issue 2

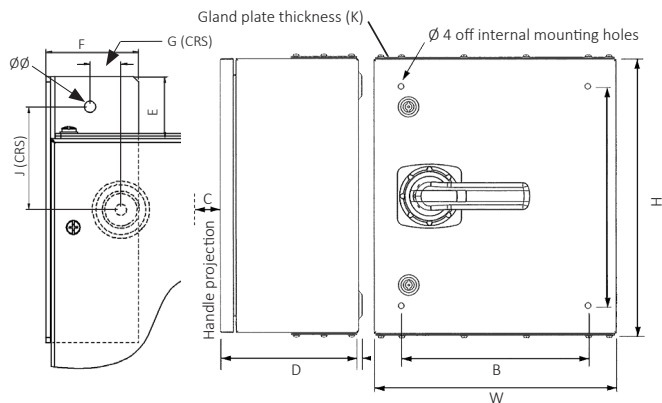
Fuse Links		
Image	Description	Cat. No.
	32A Fuse Link. BS Fuse format A2, A3. Fuse Fixing CRS (mm) 73 nom.	SFL32
	63A Fuse Link. BS Fuse format A2, A3. Fuse Fixing CRS (mm) 73 nom.	SFL63
	100A Fuse Link. BS Fuse format A4. Fuse Fixing CRS (mm) 94 nom.	SFL100
	125A Fuse Link. BS Fuse format A4. Fuse Fixing CRS (mm) 94 nom.	SFL125
	160A Fuse Link. BS Fuse format B1, B2. Fuse Fixing CRS (mm) 111 nom.	SFL160
	200A Fuse Link. BS Fuse format B1-B2. Fuse Fixing CRS (mm) 111 nom.	SFL200
	250A Fuse Link. BS Fuse format B1-B2. Fuse Fixing CRS (mm) 111 nom.	SFL250

Technical Specification

Data supplied against tests to IEC/BS EN 60947-3

Application	Sym	Unit	Category	32	63	100	125	160	200	250
Rated thermal current	I_{the}	A		32	63	100	125	160	200	250
Rated insulation voltage	U_i	V		750	750	750	750	750	750	750
Rated impulse voltage	U_{imp}	kV		12	12	12	12	12	12	12
Rated operational current	I_e	A	415V- AC23A	32	63	100	125	160	200	250
			220V- DC23A	-	-	100	125	160	200	250
Rated making capacity (AC23A)		A	415V, 0.35 pf	320	630	1,000	1,250	1,600	2,000	2,500
Rated breaking capacity (AC23A)		A	415V, 0.35 pf	256	504	800	1,000	1,280	1,600	2,000
Rated Conditional (Fused) short circuit		kA	S/C current rms	80	80	80	80	80	80	80
		A	back-up fuse	32	63	100	125	160	200	250
Min. mechanical endurance		-	Operations	25,000	25,000	15,000	15,000	15,000	10,000	10,000
Min. electrical endurance		-	415V- at 0.65 pf	1,500	1,500	1,000	1,000	1,000	1,000	1,000
BS fuse format				A2	A2	A4	A4	B1, B2	B1, B2	B1, B2
Connecting capacity		-	Terminal type							
	mm ²	Min/Max		16	25	95	95	120	240	240
	mm	Stud/Cu palm width		-	-	8x20	8x20	8x20	10x25	10x25
	Nm	Tightening torque		2.5	2.5	10	10	10	30	30

Dimensions



Encl. Size	H	W	D	A	B	C	K	Ø	E	F	G	J	Ø Ø
1F	250	350	163	170	270	67	1.5	6.5	35	53	18	58	6.5
2F	400	350	163	320	270	67	1.5	6.5	35	58	18	58	6.5
3F	500	400	163	420	320	67	1.5	6.5	35	58	13	58	8.5
4F	600	450	220	520	370	67	2	6.5	35	58	13	58	8.5
5F	750	450	220	670	370	67	2	6.5	35	52	13	58	8.5



**SCATTERGOOD
& JOHNSON LTD**
ELECTRICAL ENGINEERING & FLUID CONTROL DISTRIBUTORS

Est.1899

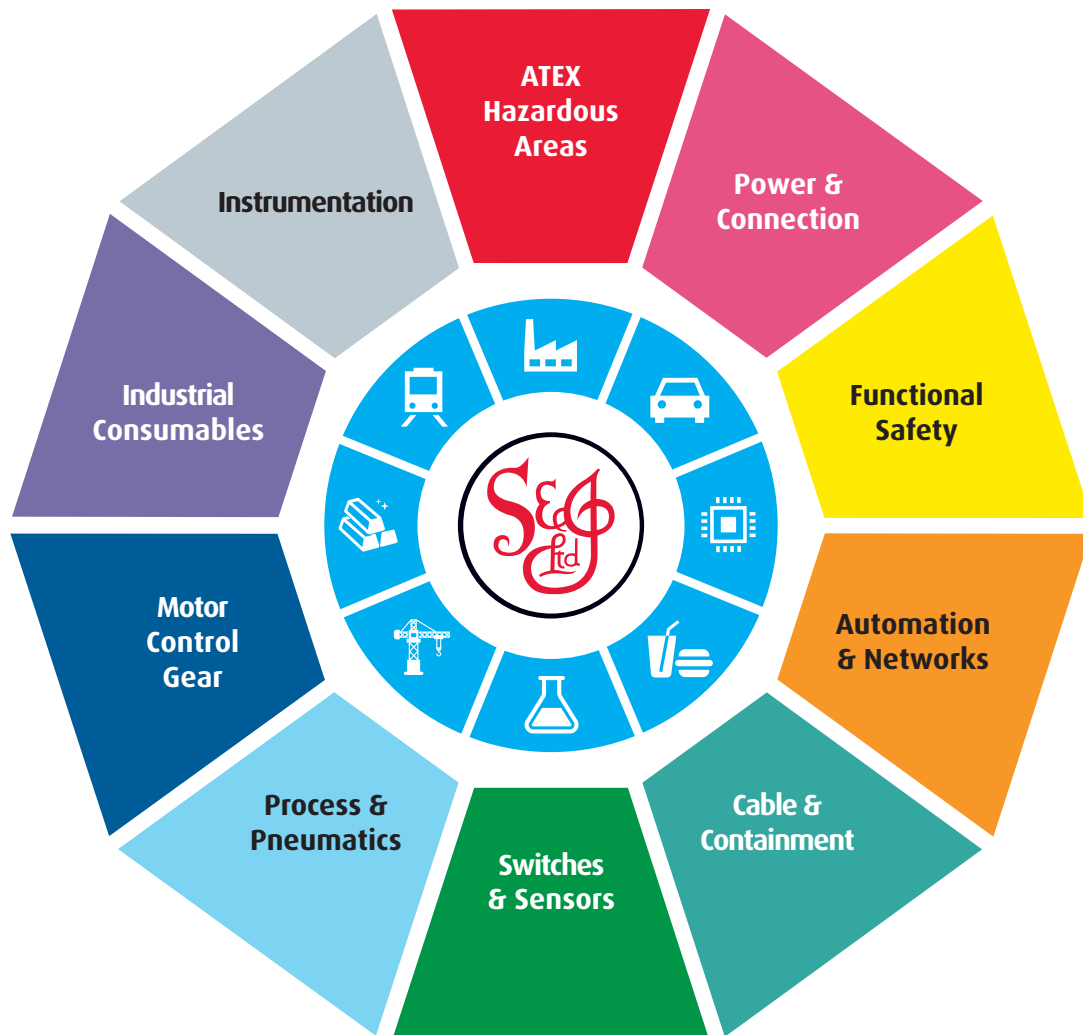
At Scattergood & Johnson Ltd, we pride ourselves on being a technical distributor to specialist industries.

Working with a range of quality product manufacturers across a number of specialist markets, we are not your average 'box shifter' - we are your technical and supply chain partner.

We fully support every product we sell - for free! Our internal team and external sales engineers can answer any product or application question, no matter the complexity.

Backing up this technical ability is a range of 50,000+ products available from stock for nationwide next day delivery (same day if required!), or you can collect what you need from any of our trade counters around the UK.

Select your specialist interest below to learn more about how we can help.



Online, In Branch and On the Road - Scattergood & Johnson Ltd, there when you need us.

www.scatts.co.uk