

Technical Data Sheet

Moulded Plastic Switchgear Range

CDPD145
Issue 2

Moulded Plastic Enclosed Switchgear

A range of moulded plastic enclosed isolation equipment with sealing up to IP66. All units have a padlockable handle which allow for the insertion of up to three padlocks in the 'Off' position thus preventing the isolator being switched to the 'On' position. The units have the ability to add a selection of auxiliary blocks providing additional contacts and a choice of Neutral assemblies. All units are interlocked in the ON position preventing the lid from being removed and when padlocked in the OFF position. Compliant to IEC / BS EN 60947-3.




'N' = switched neutral (Early make, late break)

'NL' = Unswitched neutral

'EB' = Early break auxiliary contacts

Add suffix '/10' to the Cat. No. for padlocking in the 'On' position e.g. SDP253/10

Add suffix '/CO' to a Cat. No. to include 1 set of Auxiliary contacts e.g. EDP253/CO

Switch-Disconnectors (O-I)										
Image	Rating	Switch Type	Format	Cat. No.	Encl. Size	Encl. Material	IP Rating	Encl. Colour	Cable Entries	
	20A	GX20	6P	EDP206	E	PA / ABS	IP66	Light Grey RAL 7035	2 x M20 knock-outs top & bottom.	
			6P+2EB Aux	EDP206EB						
	25A	CS25	2P	EDP252	E	PA / ABS	IP66	Light Grey RAL 7035	2 x M20 knock-outs top & bottom.	
			3P	EDP253						
			3P+NL	EDP253NL						
			3P+N	EDP253N						
			3P+2EB Aux	EDP253EB						
	32A	CS32	2P	EDP322	E	PA / ABS	IP66	Light Grey RAL 7035	2 x M20 knock-outs top & bottom.	
			3P	EDP323						
			3P+NL	EDP323NL						
			3P+N	EDP323N						
			3P+2EB Aux	EDP323EB						
		40A	CS40R	2P	EDP402	B	PC / ABS	IP65	Light Grey RAL 7035	2 x M20/25 knock-outs top & bottom. Back face - 2 x M20 knock-outs
3P				EDP403						
GX40			6P	EDP406						
			6P+2EB Aux	EDP406EB						
63A		CS63	2P	EDP632	B	PC / ABS	IP65	Light Grey RAL 7035	2 x M20/25 knock-outs top & bottom. Back face - 2 x M20 knock-outs	
			3P	EDP633						
			3P+NL	EDP633NL						
			3P+N	EDP633N						
		80A	CS80	2P	EDP802	C	PC	IP65	Light Grey RAL 7035	Blank sides
				3P	EDP803					
	3P+NL			EDP803NL						
	3P+N			EDP803N						
	3P+2EB Aux			EDP803EB						

Technical Data Sheet

Moulded Plastic Switchgear Range

CDPD145
Issue 2

Switch-Disconnectors (O-I)										
Image	Rating	Interior Switch	Format	Cat. No.	Encl. Size	Encl. Material	IP Rating	Encl. Colour	Cable Entries	
	20A	GX20	6P	SDP206	A	PC / ABS	IP66	Light Grey RAL 7035	2 x M20 knock-outs top & bottom	
			6P+2EB Aux	SDP206EB						
	25A	CS25	2P	SDP252	A	PC / ABS	IP66	Light Grey RAL 7035	2 x M20 knock-outs top & bottom	
			3P	SDP253						
			3P+NL	SDP253NL						
			3P+N	SDP253N						
			3P+2EB Aux	SDP253EB						
	32A	CS32	2P	SDP322	A	PC / ABS	IP66	Light Grey RAL 7035	2 x M20 knock-outs top & bottom	
			3P	SDP323						
			3P+NL	SDP323NL						
			3P+N	SDP323N						
		40A	CS40R	2P	SDP402	B	PC / ABS	IP65	Light Grey RAL 7035	2 x M20/25 knock-outs top & bottom. Back face - 2 x M20 knock-outs
3P				SDP403						
3P+NL				SDP403NL						
3P+N				SDP403N						
3P+2EB Aux				SDP403EB						
63A		CS63	GX40	6P	SDP406	B	PC / ABS	IP65	Light Grey RAL 7035	2 x M20/25 knock-outs top & bottom. Back face - 2 x M20 knock-outs
				6P+2EB Aux	SDP406EB					
				2P	SDP632					
				3P	SDP633					
				3P+NL	SDP633NL					
	80A	CS80	3P+N	SDP633N	C	PC	IP65	Light Grey RAL 7035	Blank sides	
			3P+2EB Aux	SDP633EB						
			2P	SDP802						
			3P	SDP803						
			3P+NL	SDP803NL						
	100A	CS100	GX40	3P+N	SDP803N	D	PC	IP65	Light Grey RAL 7035	Blank sides
				3P+2EB Aux	SDP803EB					
				2P	SDP1002					
				3P	SDP1003					
				3P+NL	SDP1003NL					
Changeover Switch-Disconnectors (I-O-II)										
	20A	GX20	2P	SCODP202	A	PC / ABS	IP66	Light Grey RAL 7035	2 x M20 knock-outs top & bottom	
			3P	SCODP203						
			4P	SCODP204						
	40A	GX40	2P	SCODP402	B	PC / ABS	IP65	Light Grey RAL 7035	2 x M20/25 knock-outs top & bottom. Back face - 2 x M20 knock-outs	
			3P	SCODP403						
			4P	SCODP404						

Technical Data Sheet

Moulded Plastic Switchgear Range

CDPD145
Issue 2









Fixed Lid Accessories

All of the accessories listed below can be retrofitted. One block can be fitted either side of the main assembly on all of the 3 pole Switch-Disconnecter interiors.

Description	Cat. No.
Auxiliary Contact- 2 Early Break	SAUX2EB
Auxiliary Contact- 1 N/O + 1 N/C	SAUXCO
25A- 40A Compact Neutral (Unswitched)	SNLC40
63A Neutral (Unswitched)	SNL63
80A Neutral (Unswitched)	SNL80
100A Neutral (Unswitched)	SNL100
25A Neutral (Switched)	SSP25
40A Neutral (Switched)	SSP40
63A Neutral (Switched)	SSP63
80A Neutral (Switched)	SSP80
100A Neutral (Switched)	SSP100

Technical Specification

Data supplied against tests to IEC/BS EN 60947-3

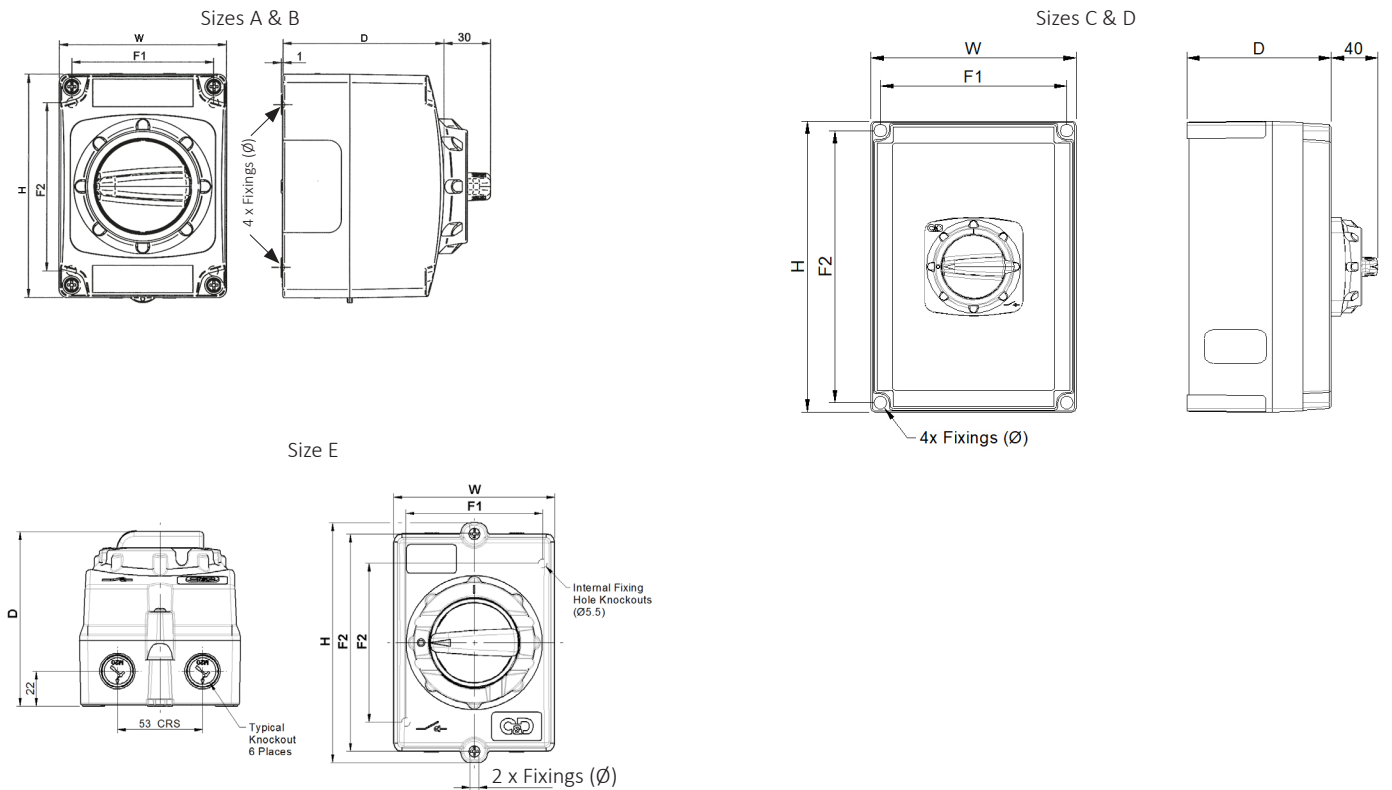
Application	Sym	Unit	Category	20A	25A	32A	40A	63A	80A	100A		
Interior Switch		-		GX20	CS25	CS32	GX40	CS40R	CS63	CS80	CS100	
Rated thermal current	I_{the}	A		20	25	32	40	40	63	80	100	
Rated insulation voltage	U_i	V		690	690	690	690	690	690	690	1000	
Rated impulse voltage	U_{imp}	kV		6	6	6	6	6	6	6	8	
Rated operational Current	I_e	A	400V- AC23A (3 phase AC 50/60Hz)	15	25	32	35	32	54	63	100	
Rated operational power (Single phase)		kW	230V- AC23	-	3.7	4.8	-	6.0	9.4	-	-	
Rated operational power (Three phase)		kW	380/440- AC23	7.5	11	15	18.5	15	25	30	59	
			500V- AC23	7.5	15	15	15	15	30	37	63	
			690V- AC23	7.5	15	15	15	15	30	30	51	
Rated short time withstand current	I_{cw}	A	1 Sec	250	500	600	800	600	1300	1400	2600	
Max. fuse size for short circuit protection (gG Characteristic)		kA	10kA	20	35	35	40	40	80	80	160	
			25kA	16	32	32	35	32	63	63	160	
			50kA	-	32	32	-	32	63	63	160	
Recommended connecting capacity		-	Terminal type									
			mm ²	Flexible cable	2.5 x 2	6	6	6 x 2	6	16	16	50
			mm ²	Rigid cable	2.5 x 2	10	10	10 x 2	10	25	25	25
			Nm	Tightening torque	1.0	1.2	1.2	1.0	1.2	1.2	1.2	5

Technical Data Sheet

Moulded Plastic Switchgear Range

CDPD145
Issue 2

Dimensions



Encl. Size	Overall Dims.			Fixing details			Knockouts		
	H	W	D	F1	F2	Ø	Top	Btm	Back
A	135	100	95	85	98.5	5.5	2x M20	2x M20	2x M20
B	175	130	115	115	135	5.5	2x Combination M20 / M25		2x M20
C	255	180	125	163.5	238.5	4.5	Plain sided		
D	255	180	175	163.5	238.5	4.5	Plain sided		
E	149	100	108.5	85	136.5 / 98.5	5.5	2x M20	2x M20	2x M20



**SCATTERGOOD
& JOHNSON LTD**
ELECTRICAL ENGINEERING & FLUID CONTROL DISTRIBUTORS

Est.1899

At Scattergood & Johnson Ltd, we pride ourselves on being a technical distributor to specialist industries.

Working with a range of quality product manufacturers across a number of specialist markets, we are not your average 'box shifter' - we are your technical and supply chain partner.

We fully support every product we sell - for free! Our internal team and external sales engineers can answer any product or application question, no matter the complexity.

Backing up this technical ability is a range of 50,000+ products available from stock for nationwide next day delivery (same day if required!), or you can collect what you need from any of our trade counters around the UK.

Select your specialist interest below to learn more about how we can help.



Online, In Branch and On the Road - Scattergood & Johnson Ltd, there when you need us.

www.scatts.co.uk