

REMOTE ALARM AND DATALOGGER UNITS



 **SENECA**
www.seneca.it

REMOTE ALARM AND DATALOGGER UNITS



OVERVIEW

M



MYALARM2

B



B-ALARM

SENECA remote alarm and datalogging devices are designed to remote control, monitor and create small automations for houses, buildings, plants, production machines through simple commands sent with messages in SMS format. With any cell phone or smartphone you can command the switching on / off of a technical system, activate a contact, receive notification of warning or alarm. These professional and universal devices are easily programmable and are based on a GSM/GPRS module that is involves from telephone communicator able to manage in form intelligent calls, commands, phonebooks and data storage.

ALARM INSTANT MESSAGING

B M

UNICODE MULTI-LANGUAGE SUPPORT

B M

BUILT-IN MODEM AND I/O

B M

SMS / FREE RING TONE COMMANDS

B

PHONE BOOK UP TO 1000 USERS

B M

RECHARGEABLE LI-ON BATTERY

B M

COMPATIBILITY WITH ALL TYPES OF STANDARD VOICE / DATA SIMS

B M

COUNTER AND TIMER MANAGEMENT

B

DATA STORAGE AND VISUALIZATION

M

BUILT-IN TEMPERATURE SENSOR

M

GPS MODULE (MY2G VERSION)

M

PRE-PROGRAMMED SCENARIOS

M

DTMF COMMANDS, VOICE ALARMS (10 PROGRAMS PER HOUR, 83 ALARM SOURCES)

M

DIGITAL OUTPUTS OPTION

M

IP66 CASE OPTIONS

M

MICRO SD SUPPLIED (MY2S, MY2G VERSION)

M



MAIN FUNCTIONS

BASIC PROGRAMMING


B M



Through EASY SETUP/EASY MyALARM2 software freely downloadable from www.seneca.it you can fully configure the device: I/O management, acquisition time, log, commands, alarms, SIM, GSM communication, GPS and any audio files. There are also administration functions (password, credit, message redirection) and scenario management (hour meter, timer, boilers, automatic gates, etc.).

SCENARIOS PROGRAMMING

M



EASY MyALARM2 offers the possibility to configure the device in a pre-programmed way, i.e. by setting guided control parameters based on a predefined application scenario. In this way the user is guided step-by-step, reducing error margins. A complete set of settings (advanced automation) is also available for experienced users. Once defined, the configuration can be loaded into the device, saved or exported.

DISPLAY

M



The integrated display in MyALARM2 shows the GSM signal level, input/output status and battery charge level. The display also shows the values of totalizers, counters and increments compared to the previous period. You can also view date/time, calculated sunrise sunset value based on the current day and GPS position according to WGA84 standard.

DATALOGGER

M



The datalogger allows to acquire data from the integrated I/O of the device, to send them ftp or email and to save them on microSD card. Among the available data there are instantaneous, minimum, maximum, average and totalized values, date and time, GSM signal, GPS coordinates, hour meters linked to digital inputs.

DATA VISUALIZATION

M



With EASY LOG VIEWER free downloadable tool from www.seneca.it you can store and view the data acquired by the device. Up to 8 tracks can be viewed simultaneously on the screen. The software offers the possibility to export the graphs to files and create a single database, managing multiple Seneca GSM/GPRS devices simultaneously.

PHONE BOOK

B M



The contact address book (up to 20 SMS, 20 email, is used to send alarms or logs and can be modified remotely via SMS. Contacts can be user (enabled only for receiving alarms), operator (receiving alarms and sending SMS commands) and administrator (receiving alarms and SMS, sending commands). A further 1000 contacts on SD card can be configured and enabled for the management of commands via ring.

COMMANDS

M



The device can receive commands in 5 modes: standard SMS, Fast SMS, DTMF multifrequency tones associated with a numeric code from the keyboard (MY2S, MY2G), ring, SENECA SMS app and SENECA TEMP (MY2). The fast commands (up to a maximum of 16) associate as many actions to alphanumeric tags inserted inside the SMS. Finally, up to 2 "zero cost" actions associated to the arrival of a ring are possible.

TIMER

B M



Up to 10 timers are available for the execution of ON/Off actions of periodical type (schedules at predetermined intervals) or calendar (up to 4 flexible time slots). In both cases it is possible to choose the activation and shutdown date and the frequency of intervention. Through an advanced algorithm it is also possible to calculate the time of sunrise and sunset for the twilight functions of switching lights on or off.

REMOTE ALARM AND DATALOGGER UNITS



MAIN FUNCTIONS

EMAIL

M



Sending emails by the unit exploits the connection to an SMTP (Simple Mail Transfer Protocol) server - preferably with a secure SSL connection - which delivers the email to the recipients. The sending of the email presupposes the existence of valid email addresses of the sender and the recipients. The device allows the connection to the server through authentication with username and password.

ALARMS

B M



The unit allows the setting of alarms on analog inputs (high/low, max/min) and digital inputs (status variations, totalizers, counters, mains voltage blackouts, temperature thresholds) and related filtering to stabilize the measurement. Application alarms (system losses, solar panels operation) and event actions are also managed. In MY2G2 and MY2S versions alarms can be acquired with * key or DTMF tones.

HOUR COUNTER


B M



The device allows the control of 4 independent hour meter contacts with 1 second resolution. This function allows to obtain an alarm in case a settable number of hours is exceeded in which the digital input is in an specific logical status. The typical application is the automatic warning of maintenance of pumps, boilers, machine tools, ovens etc.

BOILER CONTROL

M



The boiler control application allows to control a boiler by SMS commands. You can use boiler control in three different modes: 1) temperature control, 2) program, 3) manual. In the first two you can set a comfort temperature (T comfort) and an energy saving temperature (T economy). The temperature measurement is obtained by the integrated NTC sensor.

AUTOMATIC GATE CONTROL

M



The automatic gate control application allows the opening of a gate by simply sending a ring from the standard phone book or the extended phone book.

POOL CONTROL

M



MyALARM2 allows the control of swimming pool water filtration pumps. Thanks to this application it is possible to obtain considerable energy savings because the system switches on according to the average temperature of the water of the previous day. You can also use a timer to automatically turn the pool lights on/off.

VOICE MESSAGE

M



GPS (MY2G) can send audio messages in case of alarm resident in the supplied microSD and pre-recorded in 5 languages: Italian, English, French, Spanish and German. You can also record up to 83 different customized audio messages via the configuration software with voice SIM inserted in the unit.

GEOLOCATION

M



MyALARM2 GPS (MY2G) integrates additional functions related to geographical location. The additional functions are the virtual fence and speed alarm. It is possible to send the current position on Google maps™ via SMS or email. You can also connect an external GPS antenna.

MYLARM2

GSM/GPRS communication

Quadband 850/900/1800/1900 MHz GSM/GPRS built-in modem, communication via SMS, email, Ftp

Power button

Mini USB quick programming interface

GPS Module (My2G version)

Receiver 22 channels, -165 dBm, fix time 32s, accuracy up to 2.5m

LCD display

LCD display 128 x 32 pixels for displaying I/O states, totalizers / counters, GSM, date

Data Acquisition

- #4 Digital Inputs: Freq. Max 30 Hz @ 32 bit [10 timers, 4 counters, 4 totalizers, 4 hour meters].
- #2 Analog Inputs: Range (0-20 mA, 0-30 V), 16 bit resolution
- #2 Digital Outputs: SPST 3 A Relay (optional)

Compact size

MyALARM2: 80 x 105 x 30 mm
IP66 housing (MY2-KITIP66): 130 x 180 x 75 mm

"SCROLL DISPLAY" button

Data/Voice SIM port

Integrated and expandable memories

SD Slot for micro SD and microSDHC up to 32 GB
Built-in Flash Memory

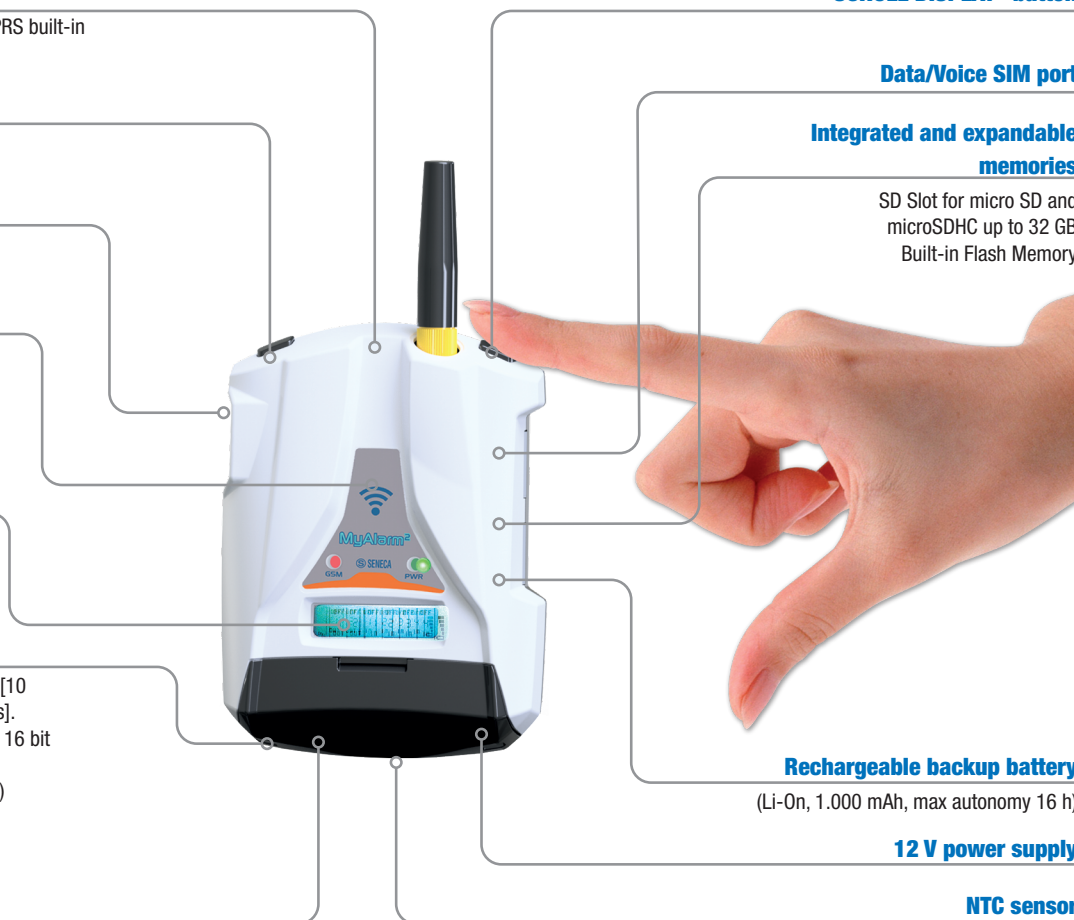
Rechargeable backup battery

(Li-On, 1.000 mAh, max autonomy 16 h)

12 V power supply

NTC sensor

wired on clamp



B-ALARM

Power button

SMA antenna connector

Nr.1 Push pull slot

for mini SIM card

Wall or DIN rail mounting CEI EN 60715

Status LED

GSM quad band

850 / 900 / 1800 / 1900 MHz

Power supply 10..28 Vdc

Max consumption 3.5W, internal NiMh 600 mAh rechargeable battery, max autonomy 1h

Nr.1 Relay Digital Output

SPDT 2A – 250V

Nr.1 Digital Input

Reed, contact, NPN / PNP 2-wire, FD01 5Hz

Micro USB

for upgrade and configuration

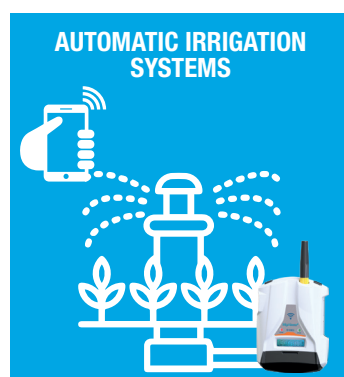






REMOTE ALARM AND DATALOGGER UNITS







MANY APPLICATION POSSIBILITIES

	B-ALARM	MY2B	MY2S	MY2G
HOME AND BUILDING AUTOMATION				
Universal remote control (gates, boilers, HVAC systems etc.)	X	X	X	X
Smart thermostat	X	X	X	X
Lighting control lights and lighting systems	X	X	X	X
Access and presence control	X	X	X	X
Astronomical twilight switch		X	X	X
AUTOMATION AND REMOTE CONTROL				
Remote alarm and remote control systems	X	X	X	X
Water network alarm management	X	X	X	X
Photovoltaic system production control by photodiode)	X	X	X	X
Fiber optic continuity control	X	X	X	X
Control of system measurements (temperature, flow rate, level, etc.).		X	X	X
Water network leakage control		X	X	X
Pump and motor control (logic and working hours)		X	X	X
Datalogger and event recorder		X	X	X
Cold chain monitoring		X	X	X
ENERGY MONITORING				
Line voltage control and blackout management	X	X	X	X
SECURITY				
Dialer			X	X
Controls with DTMF tones			X	X
GEOLOCATION				
Geolocation of machinery, vehicles, boats				X
Virtual fence control				X



TECHNICAL DATA

	B-ALARM	MYALARM2 - MY2B	MYALARM2 - MY2S	MYALARM2 - MY2G
				
	Remote alarm unit 1DI / 1DO with basic functions	Datalogger and Remote Alarm unit, basic version	Datalogger and Remote Alarm unit, Security Audio version	Datalogger and Remote alarm unit, GPS tracker
GENERAL DATA				
Power supply	10 - 30 Vdc	6-15 Vdc	6-15 Vdc	6-15 Vdc
Power consumption	Typical 1.2 W, max 2 W	3,5 W (max)	3,5 W (max)	3,5 W (max)
Protection degree	IP20	IP20	IP20	IP20
Rechargeable battery	Rechargeable Ni-MH battery, autonomy up to 100 minutes	Li-ION (1,100 mAh), autonomy up to 8 hours (without auxiliary relay)	Li-ION (1,100 mAh), autonomy up to 8 hours (without auxiliary relay)	Li-ION (1,100 mAh), autonomy up to 8 hours (without auxiliary relay)
LED status indicators	Power supply Copertura rete GSM Input / Output status	Power supply GSM / GPRS Device status	Power supply GSM / GPRS Device status	Power supply GSM / GPRS Device status
Connections	Removable screw terminals, 3.5 mm pitch Screw connector for stylus antenna Configuration Micro USB port	Removable spring clamps, 3.5 mm pitch SMA connector for GSM antenna Micro USB port for configuration and power supply	Removable spring clamps, 3.5 mm pitch SMA connector for GSM antenna Micro USB port for configuration and power supply	Removable spring clamps, 3.5 mm pitch SMA connector for GSM antenna Micro USB port for configuration and power supply
Flash memory	-	1 MB (program) + 8 MB (log+data)	1 MB (program) + 8 MB (log+data)	1 MB (program) + 8 MB (log+data)
SD support	-	Push-Push for SD card and SD HC card / max 32GB	Push-Push for SD card and SD HC card / max 32GB	Push-Push for SD card and SD HC card / max 32GB
SD supplied	No	No	Yes	Yes
Slot SIM	Push-Push for mini SIM (15 x 25 mm)	Push-Push for mini SIM (15 x 25 mm)	Push-Push for mini SIM (15 x 25 mm)	Push-Push for mini SIM (15 x 25 mm)
Supported SIM	Mini SIM	Mini SIM	Mini SIM	Mini SIM
Temperature probe	-	Internal NTC thermistor (standard), external optional	Internal NTC thermistor (standard), external optional	Internal NTC thermistor (standard), external optional
Protocols	SMS	FTP client, SMTP client, SMTPS with SSL client	FTP client, SMTP client, SMTPS with SSL client	FTP client, SMTP client, SMTPS with SSL client
Display	No	LCD 128x32 Dots con area visibile 39 mm x 8,6 mm Display scroll button	LCD 128x32 Dots con area visibile 39 mm x 8,6 mm Display scroll button	LCD 128x32 Dots with visible area 39 mm x 8,6 mm Display scroll button
GSM	Quad band (850 / 900 / 1800 / 1900 MHz)	Quad band 850 / 900 / 1800 / 1900 MHz	Quad band 850 / 900 / 1800 / 1900 MHz	Quad band 850 / 900 / 1800 / 1900 MHz
GPS	-	-	-	RECEIVER 22 channels SENSITIVITY -165 dBm FIX TIME 32 s typical ACCURACY Up to 2.5 m
Dimension	114x54x32 mm	80 x 105 x 30 mm	80 x 105 x 30 mm	80 x 105 x 30 mm
Weight		150 g	150 g	150 g
Operating tempereature	-10..+55°C	0..45°C (recommended) -20..+55°C (with power supply) -20..+45°C (in discharge)	0..45°C (recommended) -20..+55°C (with power supply) -20..+45°C (in discharge)	0..45°C (recommended) -20..+55°C (with power supply) -20..+45°C (in discharge)
Case	ABS Polycarbonate	ABS Polycarbonate	ABS Polycarbonate	ABS Polycarbonate
Mounting	DIN rail or wall	DIN rail or wall	DIN rail or wall	DIN rail or wall
FUNCTIONS AND SETTINGS				
Datalogger	No	Yes	Si	Si
Basic configuration	Software (EASY SETUP)	Software (EASY MYALARM2)	Software (EASY MYALARM2)	Software (EASY MYALARM2)
App management	No	SENECA SMS, SENECA Temp	SENECA SMS, SENECA Temp	SENECA SMS, SENECA Temp
Pre-set Scenarios	No	Software (EASY MYALARM2)	Software (EASY MYALARM2)	Software (EASY MYALARM2)
Commands / SMS alarms / Ring	Yes	Si	Yes	Yes
DTMF commands / Voice alarms	No	No	Yes	Yes
Email management	No	Yes	Yes	Yes
Phone book	5 users (1 administrator), 250 contacts	1000 users (1 administrator), 250 contacts	1000 users (1 administrator), 250 contacts	1000 users (1 administrator), 250 contacts
Fast / timed controls	Yes	Yes	Yes	Yes
Counter and timer management	4 counters	4 counters, 10 timers	4 counters, 10 timers	4 counters, 10 timers
DIGITAL INPUTS				
Channels	1	4	4	4
Type	Contact, voltage 6-24 V	Reed, Contact, PNP, Pulscap	Reed, Contact, PNP, Pulscap	Reed, Contact, PNP, Pulscap
Max frequency		30 Hz	30 Hz	30 Hz
ANALOG INPUTS				
Channels	-	2	2	2
Type	-	Current 0..20 mA (max impedance 60 Ω); voltage 0..30 V (max impedance 100 kΩ)	Current 0..20 mA (max impedance 60 Ω); voltage 0..30 V (max impedance 100 kΩ)	Current 0..20 mA (max impedance 60 Ω); voltage 0..30 V (max impedance 100 kΩ)
Resolution	-	16 bits	16 bits	16 bits
Accuracy	-	0,1% f.s.	0,1% f.s.	0,1% f.s.
DIGITAL OUTPUTS				
Channels	1	2 (optional)	2 (optional)	2 (optional)
Type	SPDT relay 3 A / 250 Vac	SPDT relay 3 A / 250 Vac	SPDT relay 3 A / 250 Vac	SPDT relay 3 A / 250 Vac
STANDARD				
Approvals	CE	CE	CE	CE
Norms	EN60950, EN 301 511, EN 301 489-7, EN 301 489-1	ETSI EN 301489-7, EN 301511, EN 301489-1, IEC/EN 60950	ETSI EN 301489-7, EN 301511, EN 301489-1, IEC/EN 60950	ETSI EN 301489-7, EN 301511, EN 301489-1, IEC/EN 60950

REMOTE ALARM AND DATALOGGER UNITS

MYALARM2 PRODUCT CONFIGURATION

EQUIPMENT



Included with MYALARM2: (1) CD ROM with configuration software and user manuals, (2) 100-240 Vac / 12 Vdc - 700mA power supply, (3) stylus antenna, connector SMA, (4) USB-mini USB 2.0 cable (5)-(6) screws and mounting bracket, (7) 7 micro SD with adapter (only for MY2S and MY2G).

ORDER CODES

Version / Options	Codes	Description
Unit	MY2B	MYALARM2 BASE / DATALOGGER
	MY2S	MYALARM2 SECURITY AUDIO
	MY2G	MYALARM2 GPS
SPST relay board	-0	No
	-R	Yes
Next deployment	-0	No
Connection system	-C	Connectors
	-M	Clamps
Color	-B	Blue
	-G	Grey
IP66 case (option)	-4X	IP66 housing, electrically isolated with opening front door

PROGRAMMING TOOLS



M **EASY MYALARM2 / EASY SETUP (BASIC CONFIGURATION)**
B /O management, acquisition time, log (MYALARM2 only), commands, alarms, SIM, GSM communication, audio files (MYALARM2 only), administration functions (password, credit, message redirection, etc.).



M **EASY MYALARM2 (WITH SCENARIOS)**
 Custom pre-programmed applications: advanced automations, data loggers, solar panels control, automatic gates control, hour meter, power blackout control, alarm control on analog/digital inputs, water/gas leakage control, swimming pools control, automations with timer, boilers control.



M **LOG FACTORY**
 Storage and visualization historical data/files



M **SMS OR RING COMMANDS**
B

MANAGEMENT APPS



M **SENECA SMS**
 Android / iOS APP for sending and customizing SMS commands



M **SENECA TEMP**
 Android APP for temperature management and thermostat function



QUICK SELECTION

	MYALARM2 - MY2B	MYALARM2 - MY2S	MYALARM2 - MY2G
SD included	No	Yes	Yes
Built-in NTC sensor	Yes , External optional	Yes , External optional	Yes , External optional
I/O	4DI, 2AI, 2DO (optional)	4DI, 2AI, 2DO (optional)	4DI, 2AI, 2DO (optional)
Built-in GPS	No	No	Yes
Datalogger	Yes	Yes	Yes
Pre-set Scenarios	Yes	Yes	Yes
DTMF commands / Voice alarms	No	Yes	Yes
Email management	Yes	Yes	Yes
Phone book	20 SMS contacts, 20 email contacts, 1000 ring commands contacts	20 SMS contacts, 20 email contacts, 1000 ring commands contacts	20 SMS contacts, 20 email contacts, 1000 ring commands contacts

ACCESSORIES

A-GSM External GSM dual band swing antenna, 3.2m cable	A-GSM-DIR- 5M GSM/UMTS triband directive antenna, 5m cable, SMA	A-GSM-OMNIDIR Omnidirectional GSM-UMTS-WIFI antenna	A-GSM-QUAD-N High performance quadband GSM antenna	A-GPS External GPS antenna with magnetic base	FD01 Photodetector for pulse counting	MY2-KITIP66 ABS kit for quick mounting with IP66 protection defegree for field applications	NTC-150 External NTC probe 1.5 m
--	---	---	--	---	---	---	--



Via Austria, 26 • 35127 Padova - (I) - Tel. +39 049 87.05.359
 Fax +39 049 87.06.287 • www.seneca.it • info@seneca.it

The material in this document is for information only and is subject to change without notice. While reasonable efforts have been made in the preparation of this document to assure its accuracy, SENECA assumes no liability resulting from errors or omissions, or from the use of the information contained herein.



**SCATTERGOOD
& JOHNSON LTD**
ELECTRICAL ENGINEERING & FLUID CONTROL DISTRIBUTORS

Est.1899

At Scattergood & Johnson Ltd, we pride ourselves on being a technical distributor to specialist industries.

Working with a range of quality product manufacturers across a number of specialist markets, we are not your average 'box shifter' - we are your technical and supply chain partner.

We fully support every product we sell - for free! Our internal team and external sales engineers can answer any product or application question, no matter the complexity.

Backing up this technical ability is a range of 50,000+ products available from stock for nationwide next day delivery (same day if required!), or you can collect what you need from any of our trade counters around the UK.

Select your specialist interest below to learn more about how we can help.



Online, In Branch and On the Road - Scattergood & Johnson Ltd, there when you need us.

www.scatts.co.uk