

Switch Amplifier

WE 77/Ex-1 115V

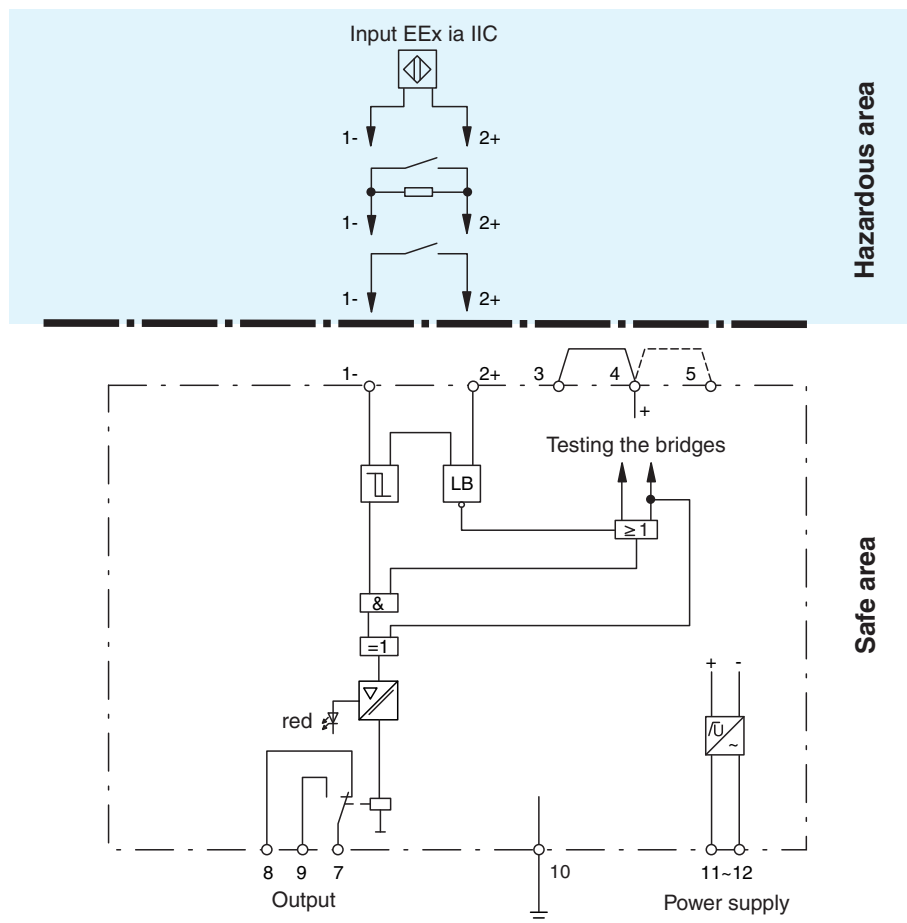
- 1-channel
- Control circuit EEx ia IIC
- 115 V AC supply voltage
- Reversible mode of operation
- Lead breakage (LB) monitoring
- 1 relay contact output (change-over contact)



Function

The device transfers digital signals into hazardous areas. Sensors per EN 60947-5-6 (NAMUR) or mechanical contacts may be used as transmitters. The control circuit is monitored for lead breakage (LB).

Connection



Release date: 2022-01-11 Date of issue: 2022-01-11 Filename: 129199_eng.pdf

Refer to "General Notes Relating to Pepperl+Fuchs Product Information".

Pepperl+Fuchs Group
www.pepperl-fuchs.com

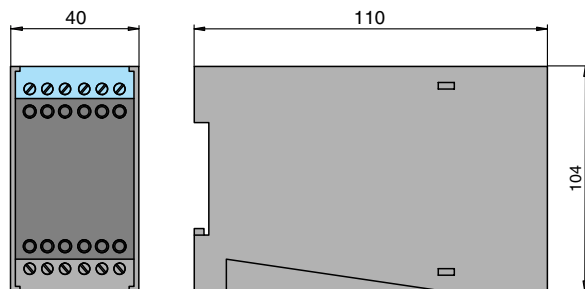
USA: +1 330 486 0002
pa-info@us.pepperl-fuchs.com

Germany: +49 621 776 2222
pa-info@de.pepperl-fuchs.com

Singapore: +65 6779 9091
pa-info@sg.pepperl-fuchs.com

pepperl+fuchs

Dimensions



Technical Data

| General specifications | |
|--|---|
| Signal type | Digital Input |
| Supply | |
| Connection | terminals 11, 12 |
| Rated voltage | U_r 103.5 ... 126 V AC , 45 ... 65 Hz |
| Power dissipation | 1.6 W |
| Power consumption | approx. 2.3 VA |
| Input | |
| Connection side | field side |
| Connection | terminals 1-, 2+ |
| Rated values | acc. to EN 60947-5-6 (NAMUR), see manual for electrical data |
| Open circuit voltage/short-circuit current | approx. 8 V DC / approx. 8 mA |
| Switching point/switching hysteresis | 1.2 ... 2.1 mA / approx. 0.2 mA |
| Pulse/Pause ratio | min. 0.5 ms / min. 0.5 ms |
| Line fault detection | breakage $I \leq 0.1$ mA |
| Output | |
| Connection side | control side |
| Connection | terminals 7, 8, 9 |
| Output | signal ; relay |
| Contact loading | 253 V AC/2 A/500 VA/cos ϕ min. 0,7; 125 V AC/4 A/500 VA cos ϕ min. 0,7; 40 V DC/2 A/80 W ohmic load |
| Energized/De-energized delay | approx. 10 ms / approx. 20 ms |
| Mechanical life | 10^7 switching cycles |
| Transfer characteristics | |
| Switching frequency | < 10 Hz |
| Galvanic isolation | |
| Input/Output | reinforced insulation according to IEC/EN 61010-1, rated insulation voltage 300 V _{eff} |
| Input/power supply | reinforced insulation according to IEC/EN 61010-1, rated insulation voltage 300 V _{eff} |
| Output/power supply | basic insulation according to IEC/EN 61010-1, rated insulation voltage 300 V _{eff} |
| Indicators/settings | |
| Display elements | LED |
| Directive conformity | |
| Electromagnetic compatibility | |
| Directive 2014/30/EU | EN 61326-1:2013 (industrial locations) |
| Low voltage | |
| Directive 2014/35/EU | EN 61010-1:2010 |
| Conformity | |

Release date: 2022-01-11 Date of issue: 2022-01-11 Filename: 129199_eng.pdf

Refer to "General Notes Relating to Pepperl+Fuchs Product Information".

 Pepperl+Fuchs Group
 www.pepperl-fuchs.com

 USA: +1 330 486 0002
 pa-info@us.pepperl-fuchs.com

 Germany: +49 621 776 2222
 pa-info@de.pepperl-fuchs.com

 Singapore: +65 6779 9091
 pa-info@sg.pepperl-fuchs.com

Technical Data

| | | |
|--|----------------|---|
| Degree of protection | | IEC 60529 |
| Ambient conditions | | |
| Ambient temperature | | -20 ... 60 °C (-4 ... 140 °F) |
| Mechanical specifications | | |
| Degree of protection | | IP20 |
| Connection | | screw terminals |
| Mass | | approx. 390 g |
| Dimensions | | 40 x 104 x 110 mm (1.6 x 4.1 x 4.3 inch) (W x H x D) , housing type W1 |
| Data for application in connection with hazardous areas | | |
| EU-type examination certificate | | PTB 02 ATEX 2065 |
| Marking | | Ⓔ II (1)GD [EEx ia] IIC [circuit(s) in zone 0/1/2] |
| Input | | Ex ia |
| Voltage | U _o | 13.4 V DC |
| Current | I _o | 31 mA |
| Power | P _o | 145 mW (trapezoid characteristic curve) |
| Supply | | |
| Maximum safe voltage | U _m | 126.5 V AC (Attention! The rated voltage can be lower.) |
| Output | | |
| Maximum safe voltage | U _m | 253 V AC (Attention! The rated voltage can be lower.) |
| Galvanic isolation | | |
| Input/Output | | safe electrical isolation acc. to IEC/EN 60079-11, voltage peak value 375 V |
| Input/power supply | | safe electrical isolation acc. to IEC/EN 60079-11, voltage peak value 375 V |
| Directive conformity | | |
| Directive 2014/34/EU | | EN 60079-0:2012+A11:2013 , EN 60079-11:2012 |
| International approvals | | |
| UL approval | | |
| Control drawing | | 116-0115C (cULus) |
| General information | | |
| Supplementary information | | Observe the certificates, declarations of conformity, instruction manuals, and manuals where applicable. For information see www.pepperl-fuchs.com . |

Release date: 2022-01-11 Date of issue: 2022-01-11 Filename: 129199_eng.pdf

Refer to "General Notes Relating to Pepperl+Fuchs Product Information".


Pepperl+Fuchs Group
www.pepperl-fuchs.comUSA: +1 330 486 0002
pa-info@us.pepperl-fuchs.comGermany: +49 621 776 2222
pa-info@de.pepperl-fuchs.comSingapore: +65 6779 9091
pa-info@sg.pepperl-fuchs.com

PEPPERL+FUCHS

Assembly

Front View

Housing type W1
(see system description)



Release date: 2022-01-11 Date of issue: 2022-01-11 Filename: 129199_eng.pdf

Refer to "General Notes Relating to Pepperl+Fuchs Product Information".

Pepperl+Fuchs Group
www.pepperl-fuchs.com

USA: +1 330 486 0002
pa-info@us.pepperl-fuchs.com









Germany: +49 621 776 2222
pa-info@de.pepperl-fuchs.com

Singapore: +65 6779 9091
pa-info@sg.pepperl-fuchs.com



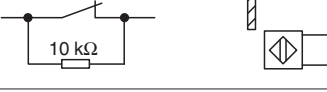

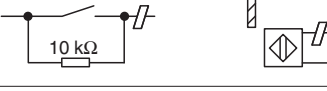



PF PEPPERL+FUCHS

Configuration

Mode of operation without lead breakage detection

| Jumpers | Input | Output |
|-----------------------------------|--|---|
| Jumpers between terminals 4 and 5 |  |  Relay energized |
| | 0-Signal | |
| Jumpers between terminals 4 and 5 |  |  Relay de-energized |
| | 1-Signal | |
| Jumpers between terminals 3 and 4 |  |  Relay energized |
| | 1-Signal | |
| Jumpers between terminals 3 and 4 |  |  Relay de-energized |
| | 0-Signal | |

Mode of operation with lead breakage detection

| Jumpers | Input | Output |
|-----------------|--|---|
| Without jumpers |  |  Relay energized |
| | 0-Signal | |
| Without jumpers |  |  Relay de-energized |
| | 1-Signal | |
| Without jumpers |  |  Relay de-energized |
| | 0-Signal | |
| Without jumpers |  |  Relay de-energized |
| | 1-Signal | |

Release date: 2022-01-11 Date of issue: 2022-01-11 Filename: 129199_eng.pdf

Refer to "General Notes Relating to Pepperl+Fuchs Product Information".



**SCATTERGOOD
& JOHNSON LTD**
ELECTRICAL ENGINEERING & FLUID CONTROL DISTRIBUTORS

Est.1899

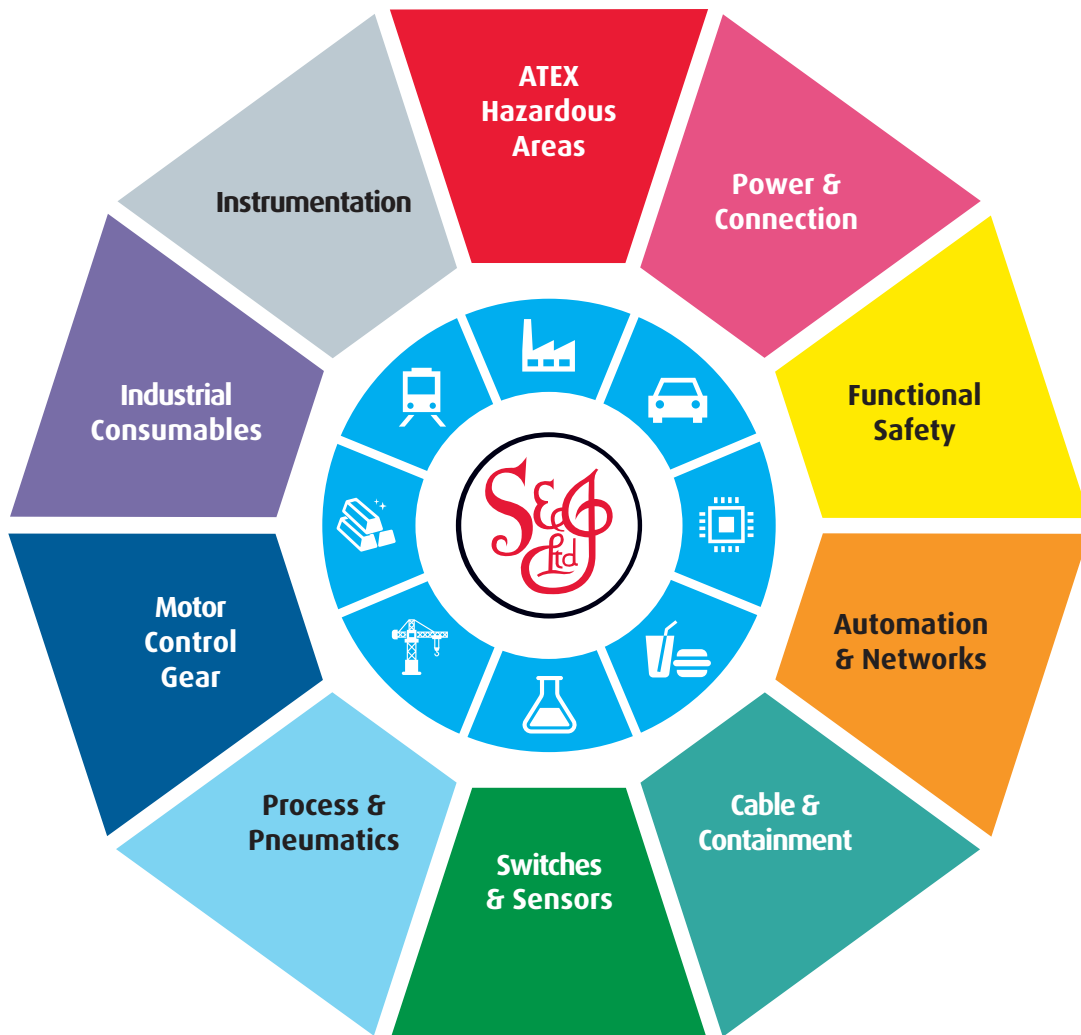
At Scattergood & Johnson Ltd, we pride ourselves on being a technical distributor to specialist industries.

Working with a range of quality product manufacturers across a number of specialist markets, we are not your average 'box shifter' - we are your technical and supply chain partner.

We fully support every product we sell - for free! Our internal team and external sales engineers can answer any product or application question, no matter the complexity.

Backing up this technical ability is a range of 50,000+ products available from stock for nationwide next day delivery (same day if required!), or you can collect what you need from any of our trade counters around the UK.

Select your specialist interest below to learn more about how we can help.



Online, In Branch and On the Road - Scattergood & Johnson Ltd, there when you need us.

www.scatts.co.uk