



**HIRSCHMANN**

A **BELDEN** BRAND

# Startup instructions

## AutoConfiguration Adapter

**ACA21-USB (EEC)**

**ACA22-USB (EEC)**

**ACA21-M12 (EEC)**

**ACA22-M12 (EEC)**

**ACA22A**

**ACA22-USB-C (EEC)**

**ACA22-M12-C (EEC)**

**ACA31**

The naming of copyrighted trademarks in this manual, even when not specially indicated, should not be taken to mean that these names may be considered as free in the sense of the trademark and tradename protection law and hence that they may be freely used by anyone.

© 2022 Hirschmann Automation and Control GmbH

Manuals and software are protected by copyright. All rights reserved. The copying, reproduction, translation, conversion into any electronic medium or machine scannable form is not permitted, either in whole or in part. An exception is the preparation of a backup copy of the software for your own use.

The performance features described here are binding only if they have been expressly agreed when the contract was made. This document was produced by Hirschmann Automation and Control GmbH according to the best of the company's knowledge. Hirschmann reserves the right to change the contents of this document without prior notice. Hirschmann can give no guarantee in respect of the correctness or accuracy of the information in this document.

Hirschmann can accept no responsibility for damages, resulting from the use of the network components or the associated operating software. In addition, we refer to the conditions of use specified in the license contract.

You can get the latest version of this manual on the Internet at:  
<https://www.doc.hirschmann.com>

Hirschmann Automation and Control GmbH  
Stuttgarter Str. 45-51  
72654 Neckartenzlingen  
Germany

# Contents

	<b>Important information</b>	<b>4</b>
	<b>Safety instructions</b>	<b>6</b>
<b>1</b>	<b>Description</b>	<b>15</b>
<b>2</b>	<b>Installation</b>	<b>16</b>
<b>3</b>	<b>Pin assignments</b>	<b>18</b>
<b>4</b>	<b>Operation</b>	<b>20</b>
<b>5</b>	<b>Technical data</b>	<b>21</b>
<b>A</b>	<b>Further support</b>	<b>25</b>

# Important information

**Note:** Read these instructions carefully, and familiarize yourself with the device before trying to install, operate, or maintain it. The following notes may appear throughout this documentation or on the device. These notes warn of potential hazards or call attention to information that clarifies or simplifies a procedure.

## ■ Symbol explanation



This is a general warning symbol. This symbol alerts you to potential personal injury hazards. Observe all safety notes that follow this symbol to avoid possible injury or death.



If this symbol is displayed in addition to a safety instruction of the type “Danger” or “Warning”, it means that there is a danger of electric shock and failure to observe the instructions will inevitably result in injury.



This symbol indicates the danger of hot surfaces on the device. In connection with safety instructions, non-observance of the instructions will inevitably result in injuries.



## **DANGER**

**DANGER** draws attention to an immediately dangerous situation, which will **inevitably** result in a serious or fatal accident if not observed.



## **WARNING**

**WARNING** indicates a potentially hazardous situation which, if not avoided, **could** result in death or serious injury.



## **CAUTION**

**CAUTION** indicates a possible danger which, if not avoided, **may** result in minor injuries.

# NOTICE

**NOTICE** provides information about procedures that do not involve the risk of injury.

# Safety instructions

## ■ Certified usage

- Exclusively operate the ACA21.../ACA22.../ACA31 storage medium with Hirschmann Industrial Ethernet host devices.  
Maximum ambient air temperature for ACA21.../ACA22...: +70 °C (+158 °F)  
Maximum ambient air temperature for ACA31: +85 °C (+185 °F)  
Peripheral equipment must be suitable for the location in which it is used.
- Use the product only for the application cases described in the Hirschmann product information, including this manual.
- Operate the product only according to the technical specifications.  
[See “Technical data” on page 21.](#)
- Connect to the product only components suitable for the requirements of the specific application case.

## ■ Supply voltage

- Exclusively operate the ACA21.../ACA22... storage medium with Hirschmann Industrial Ethernet host devices via their USB interface.  
The output power at the USB interface is limited to Class 2.
- Exclusively operate the ACA31 storage medium with Hirschmann Industrial Ethernet host devices via their SD card interface.

## ■ National and international safety regulations

Verify that the electrical installation meets local or nationally applicable safety regulations.

## ■ Use in Hazardous Locations (North America)

The ACA storage medium may be operated in hazardous locations only if it is marked accordingly “FOR USE IN HAZARDOUS LOCATIONS, Class I, Division 2, Groups A, B, C, D”. Additionally, for use with Industrial-Line Hirschmann Ethernet products (host devices) only which are individually labeled “FOR USE IN HAZARDOUS LOCATIONS”.



For “ACA21-USB (EEC)”, “ACA22-USB (EEC)”, and “ACA22A” types only: Non-Incendive only in hazardous locations when installed per Control Drawing 000163850DNR. In addition, the host device shall meet the Entity Parameter requirements as prescribed in the Control Drawing 000163850DNR in this present document.

[See “Control Drawing 000163850DNR” on page 10.](#)

**WARNING - EXPLOSION HAZARD!**

DO NOT DISCONNECT EQUIPMENT UNLESS POWER HAS BEEN SWITCHED OFF OR THE AREA IS KNOWN TO BE NON-HAZARDOUS.

**WARNING - EXPLOSION HAZARD!**

SUBSTITUTION OF ANY COMPONENTS MAY IMPAIR SUITABILITY FOR DIVISION 2.

**Avertissement** - Risque d'explosion - Ne pas débrancher tant que le circuit est sous tension à moins que l'emplacement soit connu pour ne contenir aucune concentration de gaz inflammable.

**Avertissement** - Risque d'explosion - La substitution de tout composant peut rendre ce matériel incompatible pour une utilisation en classe I, division 2.

■ **Use in Explosive Atmospheres Zone 2 According to European Directive 2014/34/EC**

This product may be operated in EX zone 2 only if the product label is marked as follows:

For “ACA21-M12 (EEC)”, “ACA22-M12 (EEC)” and “ACA22-USB-C (EEC)” types:



II 3G Ex ec IIC T4 Gc DEKRA 12ATEX0258X

Temperature Code: T4; Ta: -40 °C to +70 °C (-40 °F to +158 °F)

For “ACA21-USB (EEC)” and “ACA22-USB (EEC)” types:



II 3G Ex ec ic IIC T4 Gc DEKRA 12ATEX0258X

Temperature Code: T4; Ta: -40 °C to +70 °C (-40 °F to +158 °F)



Non-incendive only in Ex Zone 2 when installed per Control Drawing 000163850DNR. In addition, the host device shall meet the Entity Parameter requirements as prescribed in the Control Drawing 000163850DNR in this present document.

See [“Control Drawing 000163850DNR” on page 10.](#)

### Special conditions for safe use

- The equipment shall only be used in an area with maximum pollution degree 2, as defined in EN 60664-1.
- The product shall be installed in a suitable enclosure providing a degree of protection of at least IP54 in accordance with EN 60079-0, taking into account the environmental conditions under which the product will be used.

### ■ UK regulation S.I. 2016:1107 (as amended by S.I. 2019:696) - Schedule 3A, Part 6

This product may be operated in EX zone 2 only if the product label is marked as follows:

For “ACA21-M12 (EEC)”, “ACA22-M12 (EEC)” and “ACA22-USB-C (EEC)” types:



II 3G Ex ec IIC T4 Gc DEKRA 21UKEX0067X

Temperature Code: T4; Ta: -40 °C to +70 °C (-40 °F to +158 °F)

For “ACA21-USB (EEC)” and “ACA22-USB (EEC)” types:



II 3G Ex ec ic IIC T4 Gc DEKRA 21UKEX0067X

Temperature Code: T4; Ta: -40 °C to +70 °C (-40 °F to +158 °F)



Non-incendive only in Ex Zone 2 when installed per Control Drawing 000163850DNR. In addition, the host device shall meet the Entity Parameter requirements as prescribed in the Control Drawing 000163850DNR in this present document.


See [“Control Drawing 000163850DNR” on page 10.](#)

**Special conditions for safe use**

- The equipment shall only be used in an area with maximum pollution degree 2, as defined in EN 60664-1.
- The product shall be installed in a suitable enclosure providing a degree of protection of at least IP54 in accordance with EN 60079-0, taking into account the environmental conditions under which the product will be used.

# Control Drawing 000163850DNR

**Ordinary Location,  
Non-Hazardous Area,  
Non-Explosive Atmosphere**



USB Power supply contacts:  
ACA21-USB (EEC), ACA22-USB (EEC), and ACA22A with nonincendive field wiring parameters. The USB contacts pin 1 and pin 4 are dependent on the following ENTITY PARAMETERS: \*)

$V_{max}$ or $U_i$	$I_{max}$ or $I_i$	$C_i$	$L_i$
5.5 V	1.25 A <sub>dc</sub>	6.0 μF	400 nH

USB Data contacts

Entity Parameters only to apply for ACA21-USB (EEC), ACA22-USB (EEC), and ACA22A which are individually labelled "See Control Drawing No. 000163850DNR".


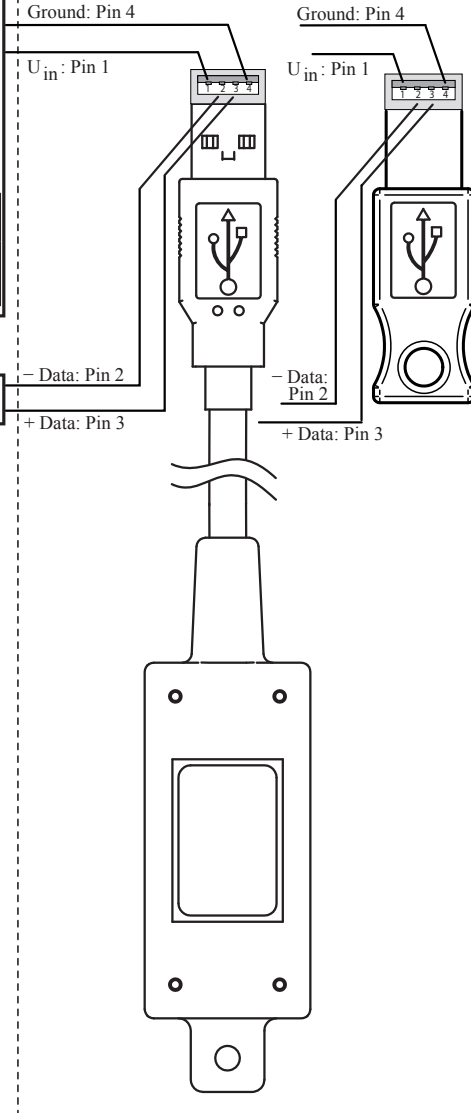
Temperature Code: T4  
Ambient Temperature rating:  
Ta: -40 °C to +70 °C


Connect the ACA direct to the host device and  
- DO NOT USE ANY ADDITIONAL  
EXTENSION CABLE -

**Class 1, Division 2  
Groups A, B, C, D  
Hazardous Location**

or

**Zone 2  
Explosive Atmosphere**

CONTROL DRAWING for ACA21-USB (EEC), ACA22-USB (EEC), and ACA22A according to Class I, Division 2, Hazardous Location ANSI/UL 121201, CSA 213-17 or according to the European directive 2014/34/EU	 <b>HIRSCHMANN</b> <small>A BELDEN BRAND</small>
Rev.: 4	Document No.: 000163850DNR
Page 1/2	

Make sure that the Entity Parameters of the host device meet the following requirements: \*)

$$V_{OC} \text{ or } U_0 \leq 5.5 \text{ V} \qquad I_{SC} \text{ or } I_0 \leq 1.25 \text{ A}$$

$$C_a \text{ or } C_0 > 6.0 \mu\text{F} \qquad L_a > 400 \text{ nH}$$

**Applied standards:**

- ANSI/UL 121201-2017 (Hazardous Locations)
- CSA 213-17 (Hazardous Locations)
- EN IEC 60079-0: 2018 (Zone 2, directive 2014/34/EU)
- EN 60079-11: 2012 (ic) (Zone 2, directive 2014/34/EU)
- EN 60079-7: 2015 + A1: 2018 (ec) (Zone 2, directive 2014/34/EU)

**Special conditions for safe use according to the directive 2014/34/EU**

The equipment shall only be used in an area of not more than pollution degree 2, as defined in IEC 60664-1.

The product shall be installed in a suitable enclosure providing a degree of protection of at least IP54 in accordance with EN 60079-0, taking into account the environmental conditions under which the product will be used.

\*) Note: Applied parameter designations under the conditions of ...

... Hazardous Locations Class I Division 2:	$V_{max}$	$I_{max}$	$C_i$	$L_i$	$V_{oc}$	$I_{sc}$	$L_a$	$C_a$
... the European directive 2014/34/EU / EN 60079-11	$U_i$	$I_i$	$C_i$	$L_i$	$U_0$	$I_0$	$L_0$	$C_0$

CONTROL DRAWING for ACA21-USB (EEC), ACA22-USB (EEC), and ACA22A according to Class I, Division 2, Hazardous Location ANSI/UL 121201, CSA 213-17 or according to the European directive 2014/34/EU



Rev.: 4

Document No.: 000163850DNR

Page 2/2

## ■ CE marking

The labeled devices comply with the regulations contained in the following European directive(s):

### 2014/30/EU (EMC)

Directive of the European Parliament and of the Council on the harmonisation of the laws of the Member States relating to electromagnetic compatibility.

### 2011/65/EU and 2015/863/EU (RoHS)

Directive of the European Parliament and of the Council on the restriction of the use of certain hazardous substances in electrical and electronic equipment.

### 2014/34/EU (ATEX)

Directive of the European Parliament and the council on the harmonisation of the laws of the Member States relating to equipment and protective systems intended for use in potentially explosive atmospheres.

**Note:** The ATEX Directive applies exclusively to the device variants labeled with an ATEX certificate number:

See “Use in Explosive Atmospheres Zone 2 According to European Directive 2014/34/EC” on page 7.

In accordance with the above-named EU directive(s), the EU conformity declaration will be at the disposal of the relevant authorities at the following address:

Hirschmann Automation and Control GmbH  
 Stuttgarter Str. 45-51  
 72654 Neckartenzlingen  
 Germany

You find the EU conformity declaration as PDF file for downloading on the Internet at: <https://www.doc.hirschmann.com/certificates.html>

The product can be used in the industrial sector.

- ▶ Interference immunity: EN 61000-6-2
- ▶ Emitted interference: EN 55032

You find more information on technical standards here:

“[Technical data](#)” on page 21.

**Warning!** This is a class A device. This device can cause interference in living areas, and in this case the operator may be required to take appropriate measures.

**Note:** The assembly guidelines provided in these instructions must be strictly adhered to in order to observe the EMC threshold values.

## ■ **UKCA marking**

The labeled devices comply with the following UK regulations:

### **S.I. 2012 No. 3032**

Restriction of the Use of Certain Hazardous Substances in Electrical and Electronical Equipment Regulations

### **S.I. 2016 No. 1091**

Electromagnetic Compatibility Regulations 2016

### **S.I. 2016 No. 1107**

Equipment and Protective Systems Intended for use in Potentially Explosive Atmospheres Regulations 2016

**Note:** The regulation applies exclusively to the device variants labeled with a UKEX certificate number: See “UK regulation S.I. 2016:1107 (as amended by S.I. 2019:696) - Schedule 3A, Part 6” on page 8.



The UKCA conformity declaration will be available to the relevant authorities at the following address:

Belden UK Ltd.  
1 The Technology Centre, Station Road  
Framlingham, IP13 9EZ, United Kingdom

You find the UKCA conformity declaration as PDF file for downloading on the Internet at: <https://www.doc.hirschmann.com/certificates.html>

## ■ **FCC note**

### **Supplier's Declaration of Conformity 47 CFR § 2.1077 Compliance Information**

ACA21.../ACA22.../ACA31

### **U.S. Contact Information**

Belden – St. Louis  
1 N. Brentwood Blvd. 15th Floor  
St. Louis, Missouri 63105, United States  
Phone: 314.854.8000

This device complies with part 15 of the FCC Rules. Operation is subject to the following two conditions: (1) This device may not cause harmful interference, and (2) this device must accept any interference received, including interference that may cause undesired operation.

**Note:** This equipment has been tested and found to comply with the limits for a Class A digital device, pursuant to part 15 of the FCC Rules. These limits are designed to provide reasonable protection against harmful interference when the equipment is operated in a commercial environment. This equipment generates, uses, and can radiate radio frequency energy and, if not installed and used in accordance with the instruction manual, may cause harmful interference to radio communications. Operation of this equipment in a residential area is likely to cause harmful interference in which case the user will be required to correct the interference at his own expense.

## ■ **Recycling note**

After usage, this device must be disposed of properly as electronic waste, in accordance with the current disposal regulations of your county, state, and country.

# 1 Description

The ACA21.../ACA22.../ACA31 storage medium is for saving and updating configuration data and software of the Hirschmann Industrial Ethernet host devices.

USB compatibility of the storage medium: ACA21.../ACA22...

Storage medium	Software
ACA21-...	Classic      compatible
	HiOS          Enabling the compatibility mode on the device is required.
	HiSecOS
ACA22-...	Classic      compatible
	HiOS
	HiSecOS

Further information:

[“Technical data” on page 21](#)

## 2 Installation

Storage medium ACA21.../ACA22...:

- Plug the ACA21.../ACA22... storage medium into the USB interface or M12 socket of the device.

Storage medium ACA31:

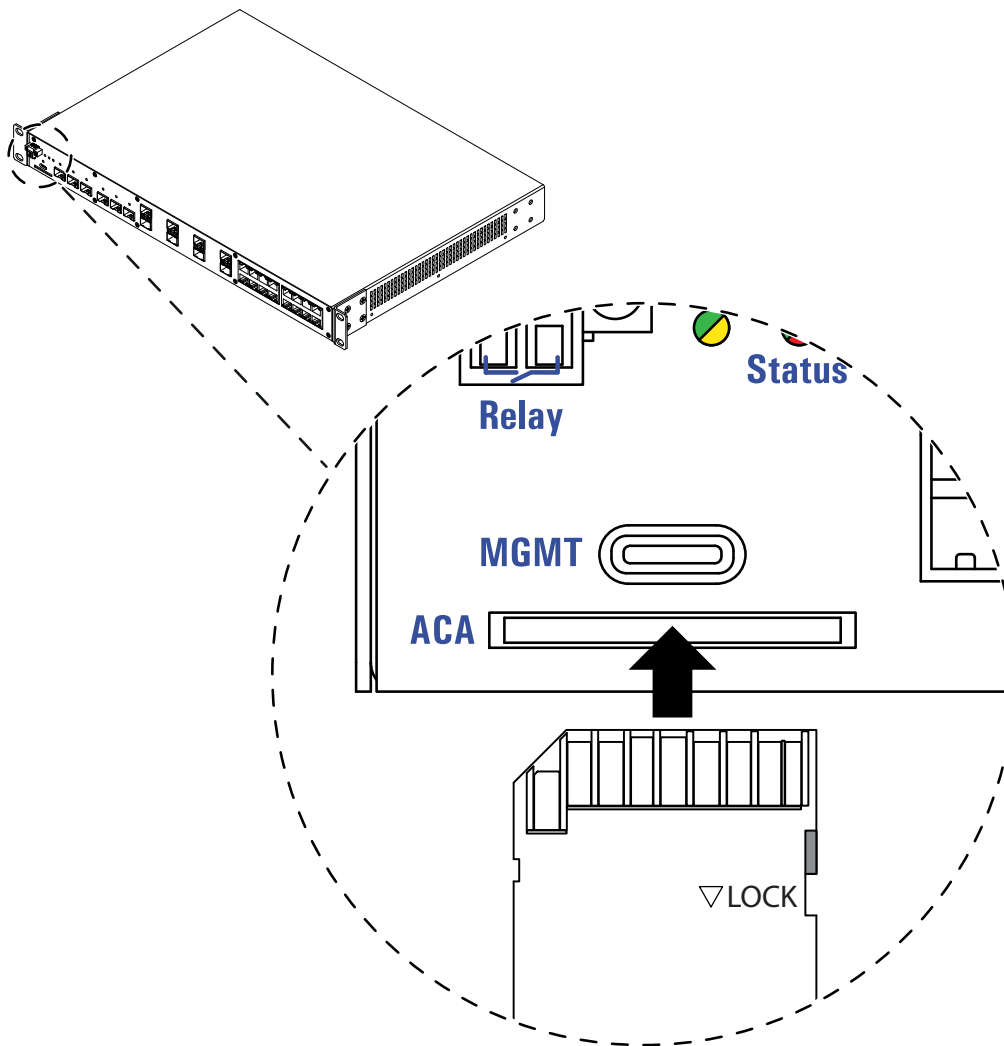


Figure 1: Installation of the storage medium ACA31 using the example GRS105/106

- Deactivate the write protection on the SD card by pushing the write-protect lock towards the contacts of the card.
- Push the SD card into the slot with the beveled corner on the front left side.

**Note:** In some devices, the SD card slot is protected by a locking mechanism. Disengage the locking mechanism before you insert or remove the SD card.

**Note:** Note that upon restart, the host device—depending on its configuration—adopts the configuration saved on the ACA21.../ACA22.../ACA31 storage medium. The status of the storage medium in the graphical user interface or in the Command Line Interface tells you if the configuration on the ACA21.../ACA22.../ACA31 storage medium corresponds with the configuration on the host device.

### 3 Pin assignments

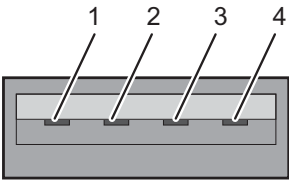
Figure	Pin	Function
	1	$U_{in}$
	2	- Data
	3	+ Data
	4	Ground (GND)

Table 1: Pin assignment of the USB-A interface

Name	Pin	Pin	Name
GND	B12	A1	GND
-	B11	A2	-
-	B10	A3	-
V BUS	B9	A4	V BUS
-	B8	A5	CC1
D-	B7	A6	D+
D+	B6	A7	D-
CC2	B5	A8	-
V BUS	B4	A9	V BUS
-	B3	A10	-
-	B2	A11	-
GND	B1	A12	GND

Figure 2: Pin assignment of the USB-C interface

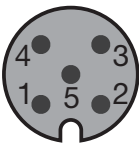
Figure	Pin	Function
	1	$U_{in}$
	2	—
	3	- Data
	4	Ground (GND)
	5	+ Data

Table 2: Pin assignment of the plug of the following storage media: ACA21-M12 (EEC), ACA22-M12 (EEC)

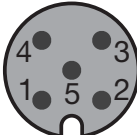
Figure	Pin	Function
	1	$U_{in}$
	2	CC1
	3	- Data
	4	Ground (GND)
	5	+ Data

Table 3: Pin assignment of the plug of the following storage medium: ACA22-M12-C (EEC)

## 4 Operation

### ■ **Transferring the current configuration data on the storage medium**

You have the option of transferring the current configuration of your connected device via the graphical user interface or the Command Line Interface on the ACA21.../ACA22.../ACA31 storage medium and the flash memory of the host device simultaneously.

### ■ **Transferring the configuration data from the storage medium**

Upon restart, the host device adopts the configuration data saved on the ACA21.../ACA22.../ACA31 storage medium and saves them permanently in the flash memory.

### ■ **Updating the software**

For more information, refer to the “User Manual Basic Configuration” document.

## 5 Technical data

General technical data		
Order numbers	ACA21-USB (EEC)	943 271-003
	ACA22-USB (EEC)	942 124-001
	ACA21-M12 (EEC)	943 913-003
	ACA22-M12 (EEC)	942 125-001
	ACA22-M12-C (EEC)	942 306-001
	ACA22A	942 152-001
	ACA22-USB-C (EEC)	942 239-001
	ACA31	942 074-001
USB standard	ACA21-USB (EEC)	USB 1.1
	ACA21-M12 (EEC)	
	ACA22-USB (EEC)	USB 2.0
	ACA22-M12 (EEC)	
	ACA22-M12-C (EEC)	
	ACA22A	
	ACA22-USB-C (EEC)	
SD specifications	ACA31	Version 2.0
Storage capacity	ACA21-USB (EEC)	64 MB
	ACA21-M12 (EEC)	
	ACA22-USB (EEC)	512 MB
	ACA22-M12 (EEC)	
	ACA22-M12-C (EEC)	
	ACA22A	
	ACA22-USB-C (EEC)	
Connection type	ACA21-USB (EEC)	USB-A plug
	ACA22-USB (EEC)	
	ACA22A	
	ACA22-USB-C (EEC)	USB-C plug
	ACA21-M12 (EEC)	5-pin, "A"-coded M12 plug
	ACA22-M12 (EEC)	
	ACA22-M12-C (EEC)	
Dimensions	ACA31	SD card
	ACA21-USB (EEC)	93 mm × 29 mm × 15 mm
	ACA22-USB (EEC)	(3.66 in × 1.14 in × 0.59 in)
	ACA21-M12 (EEC)	
	ACA22-M12 (EEC)	
	ACA22A	46 mm × 16 mm × 8 mm (1.81 in × 0.63 in × 0.31 in)
	ACA22-USB-C (EEC)	45 mm × 17 mm × 18 mm (1.77 in × 0.67 in × 0.71 in)
	ACA22-M12-C (EEC)	23 mm × 23 mm × 65 mm (0.91 in × 0.91 in × 2.56 in)
ACA31	32 mm × 24 mm × 2,1 mm (1.26 in × 0.94 in × 0.08 in)	

<b>General technical data</b>			
Weight	ACA21-USB (EEC)	50 g (1.76 oz)	
	ACA22-USB (EEC)		
	ACA21-M12 (EEC)	70 g (2.47 oz)	
	ACA22-M12 (EEC)		
	ACA22-M12-C (EEC)	80 g (2.82 oz)	
	ACA22A	6 g (0.21 oz)	
	ACA22-USB-C (EEC)	10 g (0.35 oz)	
	ACA31	5 g (0.18 oz)	
Degree of protection	ACA21-USB (EEC)	IP20	
	ACA22-USB (EEC)		
	ACA22A		
	ACA22-USB-C (EEC)		
	ACA31		
	ACA21-M12 (EEC)	IP67	
	ACA22-M12 (EEC)		
	ACA22-M12-C (EEC)		
Cable length	ACA21-USB (EEC)	50 cm (19.69 in)	
	ACA22-USB (EEC)		
	ACA21-M12 (EEC)		
	ACA22-M12 (EEC)		
	ACA22A	0 cm (0 in)	
	ACA22-USB-C (EEC)		
	ACA22-M12-C (EEC)		
Power supply	ACA21.../ACA22...	Maximum rated voltage DC	5.5 V
		Maximum current consumption	150 mA
		Class 2	

<b>Ambient conditions</b>			
Climatic conditions during operation	Ambient air temperature <sup>a</sup>	ACA21.../ACA22...	-40 °C ... +70 °C (-40 °F ... +158 °F)
		ACA31	-40 °C ... +85 °C (-40 °F ... +185 °F)
	Humidity		10 % ... 95 % (non-condensing)
Air pressure		min. 795 hPa (+2000 m ASL; +6562 ft ASL) max. 1060 hPa (-400 m ASL; -1312 ft ASL)	

<b>Ambient conditions</b>			
Climatic conditions during storage	Ambient air temperature <sup>a</sup>	ACA21.../ ACA22...	-40 °C ... +85 °C (-40 °F ... +185 °F)
		ACA31	-45 °C ... +85 °C up to 3 months (-49 °F ... +185 °F)
			-40 °C ... +70 °C up to 1 year (-40 °F .. +158 °F)
			-40 °C ... +50 °C up to 2 years (-40 °F ... +122 °F)
			0 °C ... +30 °C up to 10 years (+32 °F ... +86 °F)
Humidity		10 % ... 95 % (non-condensing)	
Air pressure		min. 700 hPa (+3000 m ASL; +9842 ft ASL) max. 1060 hPa (-400 m ASL; -1312 ft ASL)	

a. Temperature of the ambient air at a distance of 5 cm (2 in) from the device

<b>EMC and immunity</b>			
Immunity	Vibration IEC 60068-2-6, test Fc	ACA21.../	8.4 Hz ... 200 Hz with 1 g
		ACA22...	200 Hz ... 500 Hz with 1.5 g
		ACA31	10 Hz ... 150 Hz with 1 g
	Shock IEC 60068-2-27, test Ea		15 g at 11 ms
EMC interference emission	EN 55032		
EMC interference immunity	EN 61000-4-2		6 kV contact discharge 8 kV air discharge
		EN 61000-4-3	max. 10 V/m

## Underlying technical standards

The device has an approval based on a specific standard exclusively if the approval indicator appears on the device casing.

If your device has a shipping approval according to DNV, you find the approval mark printed on the device label. You will find out whether your device has other shipping approvals on the Hirschmann website at [www.hirschmann.com](http://www.hirschmann.com) in the product information.

EN 50121-4	Railway applications – EMC – Emission and immunity of the signaling and telecommunications apparatus (Rail Trackside)
EN 60079-0	Explosive atmospheres – Part 0: Equipment – General requirements
EN 60079-7	Explosive atmospheres – Part 7: Equipment protection by increased safety “e”
EN 60079-11	Explosive atmospheres – Part 11: Equipment protection by intrinsic safety “i”
EN 61131-2	Programmable controllers – Part 2: Equipment requirements and tests
FCC 47 CFR Part 15	Code of Federal Regulations
IEC/EN 61850-3	Communication networks and systems for power utility automation - Part 3: General requirements.
IEEE 1613	IEEE Standard Environmental and Testing Requirements for Communication Networking Devices in Electric Power Substations
CAN/CSA C22.2 No. 213	Non-incendive Electrical Equipment for Use in Class I, Division 2 Hazardous Locations.
ANSI/UL 121201	Nonincendive Electrical Equipment for Use in Class I and II, Division 2 and Class III, Divisions 1 and 2 Hazardous (Classified) Locations
NEMA TS 2	Traffic Controller Assemblies with NTCIP Requirements (environmental requirements)
UL 508	Safety for Industrial Control Equipment

# A Further support

## Technical questions

For technical questions, please contact any Hirschmann dealer in your area or Hirschmann directly.

You find the addresses of our partners on the Internet at <http://www.hirschmann.com>.

A list of local telephone numbers and email addresses for technical support directly from Hirschmann is available at <https://hirschmann-support.belden.com>.

This site also includes a free of charge knowledge base and a software download section.

## Customer Innovation Center

The Customer Innovation Center is ahead of its competitors on three counts with its complete range of innovative services:

- ▶ Consulting incorporates comprehensive technical advice, from system evaluation through network planning to project planning.
- ▶ Training offers you an introduction to the basics, product briefing and user training with certification.  
You find the training courses on technology and products currently available at <https://www.belden.com/solutions/customer-innovation-center>.
- ▶ Support ranges from the first installation through the standby service to maintenance concepts.

With the Customer Innovation Center, you decide against making any compromises in any case. Our client-customized package leaves you free to choose the service components you want to use.

Internet:

<https://www.belden.com/solutions/customer-innovation-center>



**HIRSCHMANN**

---

A **BELDEN** BRAND



**SCATTERGOOD  
& JOHNSON LTD**  
ELECTRICAL ENGINEERING & FLUID CONTROL DISTRIBUTORS

Est.1899

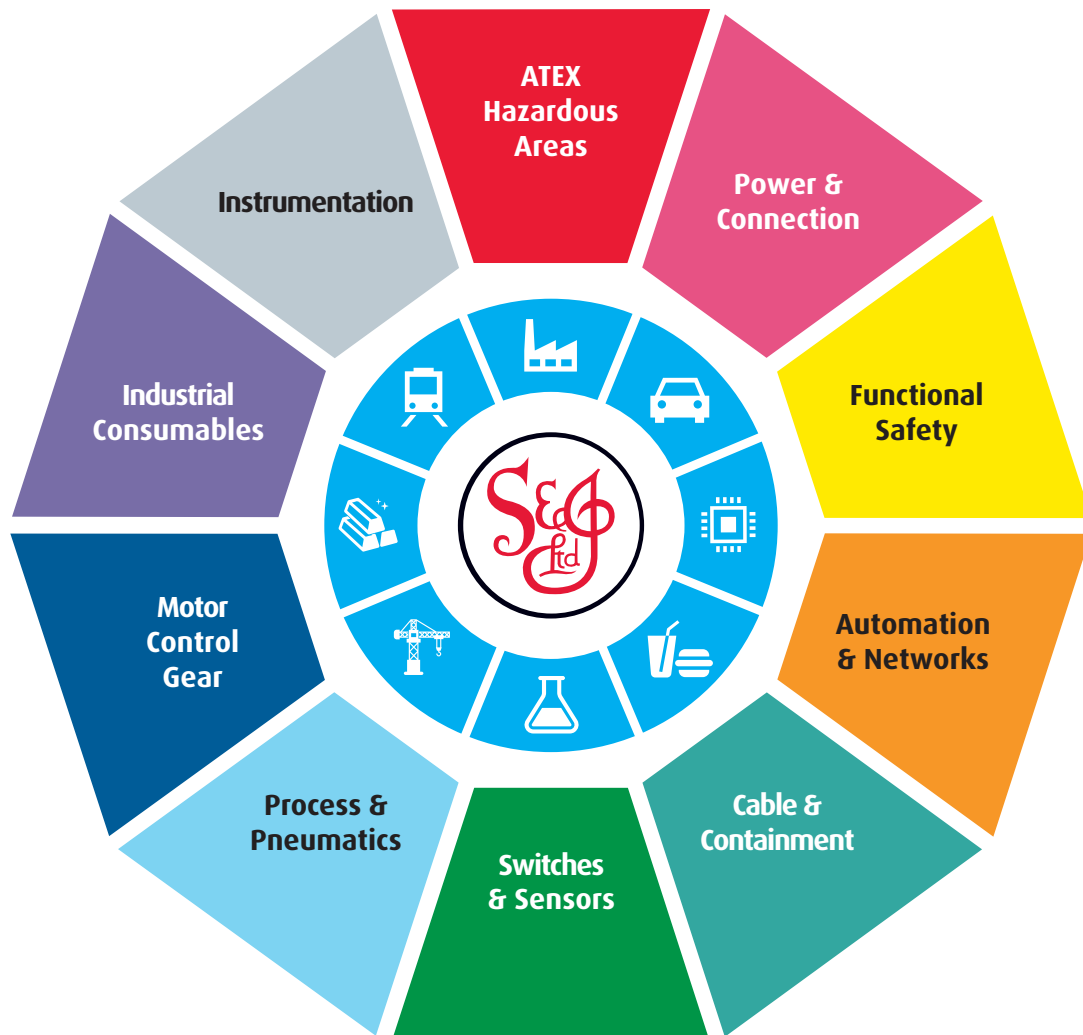
At Scattergood & Johnson Ltd, we pride ourselves on being a technical distributor to specialist industries.

Working with a range of quality product manufacturers across a number of specialist markets, we are not your average 'box shifter' - we are your technical and supply chain partner.

We fully support every product we sell - for free! Our internal team and external sales engineers can answer any product or application question, no matter the complexity.

Backing up this technical ability is a range of 50,000+ products available from stock for nationwide next day delivery (same day if required!), or you can collect what you need from any of our trade counters around the UK.

Select your specialist interest below to learn more about how we can help.



Online, In Branch and On the Road - Scattergood & Johnson Ltd, there when you need us.

**[www.scatts.co.uk](http://www.scatts.co.uk)**