

## Data sheet

### A4C 2.5

**Weidmüller Interface GmbH & Co. KG**


Klingenbergstraße 26

D-32758 Detmold

Germany

www.weidmueller.com

### Product image



To feed through power, signal, and data is the classical requirement in electrical engineering and panel building. The insulating material, the connection system and the design of the terminal blocks are the differentiating features. A feed-through terminal block is suitable for joining and/or connecting one or more conductors. They could have one or more connection levels that are on the same potential or insulated against one another.

### General ordering data

Version	Feed-through terminal, PUSH IN, 2.5 mm <sup>2</sup> , 800 V, 24 A, dark beige
Order No.	<a href="#">1521690000</a>
Type	A4C 2.5
GTIN (EAN)	4050118328035
Qty.	100 pc(s).

Creation date 05 July 2022 12:53:20 CEST

## Data sheet

### A4C 2.5

**Weidmüller Interface GmbH & Co. KG**

Klingenbergstraße 26

D-32758 Detmold

Germany

www.weidmueller.com

## Technical data

### Dimensions and weights

Depth	36.5 mm	Depth (inches)	1.437 inch
Depth including DIN rail	37 mm	Height	77.5 mm
Height (inches)	3.051 inch	Width	5.1 mm
Width (inches)	0.201 inch	Net weight	9.82 g

### Temperatures

Storage temperature	-25 °C...55 °C	Continuous operating temp., min.	-60 °C
Continuous operating temp., max.	130 °C		

### Material data

Material	Wemid	Colour	dark beige
Colour of operational elements	orange	UL 94 flammability rating	V-0

### Rating data IECEx/ATEX

Certificate No. (ATEX)	TUEV16ATEX7909U	Certificate No. (IECEX)	IECEXTUR16.0036U
Max. voltage (ATEX)	550 V	Current (ATEX)	21 A
Wire cross section max. (ATEX)	2.5 mm <sup>2</sup>	Max. voltage (IECEX)	550 V
Current (IECEX)	21 A	Wire cross section max. (IECEX)	2.5 mm <sup>2</sup>
Marking EN 60079-7	Ex eb II C Gb	Ex 2014/34/EU label	II 2 G D

### System specifications

End cover plate required	Yes	Number of potentials	1
Number of levels	1	Number of clamping points per level	4
Number of potentials per tier	1	PE connection	No
Rail	TS 35	N-function	No
PE function	No	PEN function	No

### Additional technical data

Installation advice	Rail	Open sides	right
Snap-on	No	Type of fixing	Snap-on
Type of mounting	TS 35	With snap-in pegs	No

### CSA rating data

Certificate No. (CSA)	200039-70089609	Current size B (CSA)	20 A
Current size C (CSA)	20 A	Current size D (CSA)	5 A
Voltage size B (CSA)	600 V	Voltage size C (CSA)	600 V
Voltage size D (CSA)	600 V	Wire cross section max. (CSA)	12 AWG
Wire cross section min. (CSA)	28 AWG		

### Conductors for clamping (rated connection)

Blade size	0.6 x 3.5 mm
Clamping range, max.	2.5 mm <sup>2</sup>
Clamping range, min.	0.14 mm <sup>2</sup>
Connection cross-section, stranded, max.	2.5 mm <sup>2</sup>
Connection cross-section, stranded, min.	0.5 mm <sup>2</sup>
Connection direction	top
Gauge to IEC 60947-1	A3

Creation date 05 July 2022 12:53:20 CEST

## Data sheet

### A4C 2.5

**Weidmüller Interface GmbH & Co. KG**

Klingenbergstraße 26

D-32758 Detmold

Germany

www.weidmueller.com

## Technical data

Number of connections	4			
Stripping length	10 mm			
Tube length for twin wire-end ferrule	Cross-section for conductor connection	min.	0.5 mm <sup>2</sup>	
		max.	0.75 mm <sup>2</sup>	
	Tube length	max.	12 mm	
		min.	8 mm	
Tube length for wire-end ferrule with plastic collar DIN 46228/4	Tube length	max.	8 mm	
		min.	6 mm	
	Cross-section for conductor connection	min.	0.14 mm <sup>2</sup>	
		max.	0.34 mm <sup>2</sup>	
	Tube length	max.	12 mm	
		min.	6 mm	
	Cross-section for conductor connection	min.	0.5 mm <sup>2</sup>	
		max.	1 mm <sup>2</sup>	
	Tube length	max.	12 mm	
		min.	8 mm	
	Cross-section for conductor connection	min.	1.5 mm <sup>2</sup>	
		max.	2.5 mm <sup>2</sup>	
Tube length for wire-end ferrule without plastic collar DIN 46228/1	Tube length	nominal	5 mm	
		Cross-section for conductor connection	nominal	0.25 mm <sup>2</sup>
	Tube length	max.	10 mm	
		min.	6 mm	
	Cross-section for conductor connection	min.	0.5 mm <sup>2</sup>	
		max.	1 mm <sup>2</sup>	
	Tube length	max.	12 mm	
		min.	7 mm	
	Cross-section for conductor connection	min.	1.5 mm <sup>2</sup>	
		max.	2.5 mm <sup>2</sup>	
	Twin wire-end ferrules, max.	0.75 mm <sup>2</sup>		
	Twin wire-end ferrules, min.	0.5 mm <sup>2</sup>		
Type of connection	PUSH IN			
Wire connection cross section AWG, max.	AWG 12			
Wire connection cross section AWG, min.	AWG 28			
Wire connection cross section, finely stranded, max.	2.5 mm <sup>2</sup>			
Wire connection cross section, finely stranded, min.	0.5 mm <sup>2</sup>			
Wire connection cross-section, finely stranded with wire-end ferrules DIN 46228/1, max.	2.5 mm <sup>2</sup>			
Wire connection cross-section, finely stranded with wire-end ferrules DIN 46228/1, min.	0.5 mm <sup>2</sup>			
Wire connection cross-section, finely stranded with wire-end ferrules DIN 46228/4, max.	2.5 mm <sup>2</sup>			
Wire connection cross-section, finely stranded with wire-end ferrules DIN 46228/4, min.	0.5 mm <sup>2</sup>			
Wire connection cross-section, solid core, max.	2.5 mm <sup>2</sup>			
Wire connection cross-section, solid core, min.	0.5 mm <sup>2</sup>			

Creation date 05 July 2022 12:53:20 CEST

## Data sheet

### A4C 2.5

**Weidmüller Interface GmbH & Co. KG**

 Klingenbergstraße 26  
 D-32758 Detmold  
 Germany

[www.weidmueller.com](http://www.weidmueller.com)

## Technical data

### General

Installation advice	Rail	Rail	TS 35
Standards	IEC 60947-7-1	Wire connection cross section AWG, max.	AWG 12
Wire connection cross section AWG, min.	AWG 28		

### Rating data

Rated cross-section	2.5 mm <sup>2</sup>	Rated voltage	800 V
Rated current	24 A	Current at maximum wires	24 A
Standards	IEC 60947-7-1	Volume resistance according to IEC 60947-7-x	1.33 mΩ
Rated impulse withstand voltage	8 kV	Power loss in accordance with IEC 60947-7-x	0.77 W
Pollution severity	3	Surge voltage category	III

### UL rating data

Certificate No. (cURus)	E60693	Conductor size Factory wiring max. (cURus)	12 AWG
Conductor size Factory wiring min. (cURus)	28 AWG	Conductor size Field wiring max. (cURus)	12 AWG
Conductor size Field wiring min. (cURus)	28 AWG	Current size B (cURus)	20 A
Current size C (cURus)	20 A	Current size D (cURus)	5 A
Voltage size B (cURus)	600 V	Voltage size C (cURus)	600 V
Voltage size D (cURus)	600 V		

### Classifications

ETIM 6.0	EC000897	ETIM 7.0	EC000897
ETIM 8.0	EC000897	ECLASS 9.0	27-14-11-20
ECLASS 9.1	27-14-11-20	ECLASS 10.0	27-14-11-20
ECLASS 11.0	27-14-11-20	ECLASS 12.0	27-14-11-20

### Approvals

Approvals



ROHS	Conform
UL File Number Search	E60693

Creation date 05 July 2022 12:53:20 CEST

 Catalogue status 01.07.2022 / We reserve the right to make technical changes.  
 DOWNLOADED FROM SCATTS.CO.UK

## Data sheet

### A4C 2.5

**Weidmüller Interface GmbH & Co. KG**

Klingenbergstraße 26

D-32758 Detmold

Germany

[www.weidmueller.com](http://www.weidmueller.com)

## Technical data

### Downloads

Approval/Certificate/Document of Conformity	<a href="#">Attestation of Conformity</a> <a href="#">UKCA Ex Attestation of Conformity</a> <a href="#">IECEX Certificate</a> <a href="#">ATEX Certificate</a> <a href="#">CB Test Certificate</a> <a href="#">EAC certificate</a> <a href="#">DNVGL certificate</a> <a href="#">BV certificate</a> <a href="#">MARITREG certificate</a> <a href="#">CCC Ex Certificate</a> <a href="#">UKCA Ex Certificate</a> <a href="#">CE Declaration of Conformity</a> <a href="#">CE Declaration of Conformity all terminals</a> <a href="#">UKCA Declaration of Conformity</a>
Engineering Data	<a href="#">CAD data – STEP</a>
Engineering Data	<a href="#">EPLAN, WSCAD, Zuken E3.S</a>
Tender specification	<a href="#">Klippon® Connect 152 1690000 EN</a> <a href="#">Klippon® Connect 152 1690000 DE</a>
User Documentation	<a href="#">NTI_A4C 2.5.pdf</a> <a href="#">NTI_ALO 6</a> <a href="#">StorageConditionsTerminalBlocks</a> <a href="#">NTI_ALO16</a> <a href="#">BPZL AXC 1.5-16</a>
Catalogues	<a href="#">Catalogues in PDF-format</a>
Brochures	

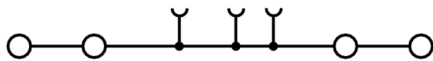
**Data sheet**

**A4C 2.5**

**Weidmüller Interface GmbH & Co. KG**  
Klingenbergstraße 26  
D-32758 Detmold  
Germany

[www.weidmueller.com](http://www.weidmueller.com)

**Drawings**





**SCATTERGOOD  
& JOHNSON LTD**  
ELECTRICAL ENGINEERING & FLUID CONTROL DISTRIBUTORS

Est.1899

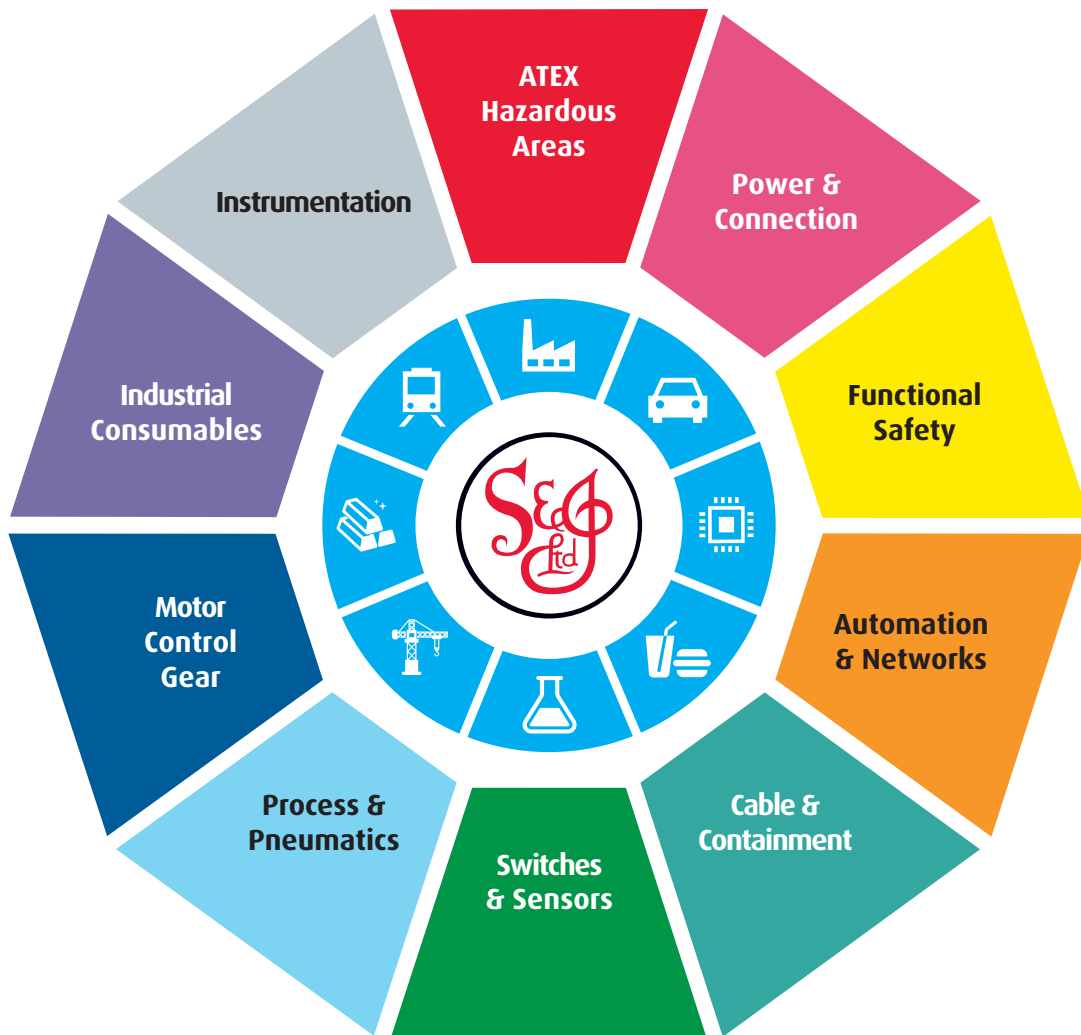
At Scattergood & Johnson Ltd, we pride ourselves on being a technical distributor to specialist industries.

Working with a range of quality product manufacturers across a number of specialist markets, we are not your average 'box shifter' - we are your technical and supply chain partner.

We fully support every product we sell - for free! Our internal team and external sales engineers can answer any product or application question, no matter the complexity.

Backing up this technical ability is a range of 50,000+ products available from stock for nationwide next day delivery (same day if required!), or you can collect what you need from any of our trade counters around the UK.

Select your specialist interest below to learn more about how we can help.



Online, In Branch and On the Road - Scattergood & Johnson Ltd, there when you need us.

**[www.scatts.co.uk](http://www.scatts.co.uk)**