



## CA10

Type Size: S0

Classification Contact: Rigid contact bridge

Classification Contact Mat: Silver

Classification Terminal: Screw terminal

Sample image

### IEC 60947-3 EN 60947-3, VDE 0660 Teil 107

#### Rated insulation voltage $U_i$

Voltage (V)	AC / DC
690	AC / DC

#### Rated impulse withstand voltage $U_{imp}$

Voltage (kV)	Oversvoltage category	Pollution degree	Supply system	Function
6	III	3	Valid for lines with grounded common neutral termination	switch
4	III	3	Valid for lines with grounded common neutral termination	Switch disconnecter

#### Rated uninterrupted current $I_u$ /Ith

Current (A)	Ambient temperature (°C)	Peak temperature (°C)	additional requirements
20	55	60	Ambient temperature +55°C during 24 hours with peaks up to +60°C

#### Conventional enclosed thermal current $I_{the}$

Current (A)	Ambient temperature (°C)	Peak temperature (°C)	Additional requirements	No. of stages (from - to)	Mounting	Mounting size
20	35	40	Ambient temperature +35°C during 24 hours with peaks up to +40°C	--	--	--

#### Rated operational current $I_e$

Utilization category	Voltage (V)	Current (A)
AC-15	220 - 240	6
AC-15	380 - 440	4
AC-20A	690	20
AC-21A	20 - 690	20
AC-22A	220 - 500	20
AC-22A	660 - 690	20

#### Rated operational power

Utilization category	Voltage (V)	No. of phases	No. of poles	Power (kW)
AC-6b	380 - 400	3	3	--
AC-6b	220 - 230	1	2	--
AC-2	220 - 240	3	3	4
AC-2	380 - 440	3	3	7,50
AC-2	500 - 500	3	3	10
AC-2	660 - 690	3	3	10
AC-3	220 - 240	3	3	3
AC-3	380 - 440	3	3	5,50
AC-3	500 - 500	3	3	5,50
AC-3	660 - 690	3	3	5,50
AC-3	110 - 120	1	2	0,60
AC-3	220 - 240	1	2	2,20
AC-3	380 - 440	1	2	3
AC-4	220 - 240	3	3	0,55
AC-4	380 - 440	3	3	1,50
AC-4	500 - 500	3	3	1,50
AC-4	660 - 690	3	3	1,50
AC-4	110 - 120	1	2	0,30
AC-4	220 - 240	1	2	0,75
AC-4	380 - 440	1	2	1,50

Rated operational power				
Utilization category	Voltage (V)	No. of phases	No. of poles	Power (kW)
AC-23A	220 - 240	3	3	3,70
AC-23A	380 - 440	3	3	7,50
AC-23A	500 - 500	3	3	7,50
AC-23A	660 - 690	3	3	7,50
AC-23A	110 - 120	1	2	0,75
AC-23A	220 - 240	1	2	2,50
AC-23A	380 - 440	1	2	3,70

Max Fuse Rating IEC		
Fuse characteristic	No. of Fuses	Current (A)
gG	1	25

**UL60947-4-1 , UL508**

Rated insulation voltage Ui		
Voltage (V)	AC / DC	
300	AC	

Rated thermal current			
Current (A)	Ambient temperature (°C)	Additional Text	
20	0 - 40	--	

**CSA**

Rated insulation voltage Ui		
Voltage (V)	AC / DC	
300	AC	

Rated thermal current			
Current (A)	Ambient temperature (°C)	Additional Text	
20	0 - 40	--	

**GENERAL TECHNICAL INFORMATION**

Tightening torque of screws		
tightening torque (Nm)	tightening torque (lb-in)	
0,60	5	

Rated short-time withstand current Icw		
Time (s)	Current (A)	
1	140	

Size of conductor					
composition of conductor	Min. / Max. value	No. of conductor per terminal	Cross section (mm <sup>2</sup> ) or (AWG/kcmil)	Material of the wire	
solid wire	Min.	1	0.5mm <sup>2</sup>	Copper	
solid wire	Min.	2	0.5mm <sup>2</sup>	Copper	
flexible wire	Min.	1	0.75mm <sup>2</sup>	Copper	
flexible wire	Min.	2	0.75mm <sup>2</sup>	Copper	
flexible wire	Max.	2	2.5mm <sup>2</sup>	Copper	
flexible wire	Max.	2	AWG 14	Copper	
Single-core or stranded wire	Max.	2	AWG 12	Copper	
Single-core or stranded wire	Max.	2	2.5mm <sup>2</sup>	Copper	
flexible wire with ferrule according to DIN 46228	Min.	1	0.5mm <sup>2</sup>	Copper	
flexible wire with ferrule according to DIN 46228	Max.	2	2.5mm <sup>2</sup>	Copper	
flexible wire with ferrule according to DIN 46228	Min.	2	0.5mm <sup>2</sup>	Copper	

Approbations	
Specification	Marking

EAC



CE marking



UK Directives

Lloyd's Register EMEA






IEC 60947-3; EN 60947-3; VDE 0660 Teil107

**IEC 60947-3**  
**EN 60947-3**

UL 60947-4-1; CSA C22.2 No. 60947-4-1



Approbations		
Specification	Marking	
CSA C.22.2 No.14		
GB/T14048.3	 GB/T14048.3	
Russian Maritime Register of Shipping		
Power loss per pole		
	Power (W) 0,90	
Conditions during transport and storing		
Minimum temperature (°C)	Maximum temperature (°C)	additional requirements
-40	85	In case of temperatures below -5°C no shock load permissible
Shock / Vibration		
Type of oscillation	Values	
Resistance to vibration	Min. 4g, 2-100Hz, 1,6mm	
Resistance to shock	Min. 5g, 6ms	
Resistance to vibration	IEC 61373 (1999) Category 1, Class B	
Resistance to shock	min. 5g, 30ms	
General Information		
Text		
<ul style="list-style-type: none"> <li>- DC switching capacity applies to ON/OFF switches.</li> <li>- Do not lubricate or treat contacts.</li> <li>- Switches may only be mounted, connected and set into operation by qualified persons according to the accepted rules of technology.</li> <li>- Use copper wire only. Do not coat the wire end with tin.</li> <li>- Terminals with factory fitted jumper links are tightened during production. Take care during installation to ensure factory fitted links are not lost by undoing both sides of linked terminals. After wiring, all terminal screws must be tightened to recommended torque specifications.</li> <li>- After installation of the switches the spacings between the terminals must be sufficient to fulfill the requirement of the applicable standards.</li> </ul>		
Operating temperature		
Min. Temperature [°C]	Max. Temperature [°C]	
-25	60	



**SCATTERGOOD  
& JOHNSON LTD**  
ELECTRICAL ENGINEERING & FLUID CONTROL DISTRIBUTORS

Est.1899

At Scattergood & Johnson Ltd, we pride ourselves on being a technical distributor to specialist industries.

Working with a range of quality product manufacturers across a number of specialist markets, we are not your average 'box shifter' - we are your technical and supply chain partner.

We fully support every product we sell - for free! Our internal team and external sales engineers can answer any product or application question, no matter the complexity.

Backing up this technical ability is a range of 50,000+ products available from stock for nationwide next day delivery (same day if required!), or you can collect what you need from any of our trade counters around the UK.

Select your specialist interest below to learn more about how we can help.



Online, In Branch and On the Road - Scattergood & Johnson Ltd, there when you need us.

**[www.scatts.co.uk](http://www.scatts.co.uk)**