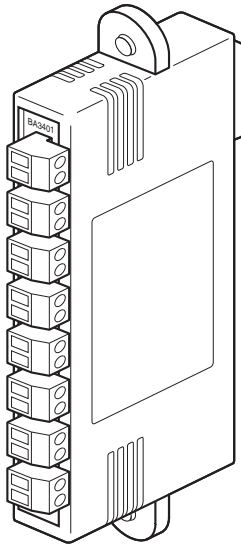


Instructions for BA3400 series Pageant plug-in Digital Input modules



Issue 1
18th August 2022

BEKA associates Ltd. Old Charlton Rd, Hitchin, Hertfordshire,
SG5 2DA, UK Tel: +44(0)1462 438301 e-mail: sales@beka.co.uk
web: www.beka.co.uk

1. INTRODUCTION

The BA3400 series plug-in DI (Digital Input) modules are part of the BEKA Pageant Display system. Two models are available:

- BA3401 8 contact inputs
- BA3402 8 NAMUR 2-wire inputs

Both models have IECEx, ATEX and UKCA intrinsic safety apparatus certification.

The DI modules plug into any of the seven module sockets at the rear of the BA3101 Pageant Operator Display. Power for the module is provided by the BA3101 Operator Display which determines the modules response speed. If required multiple DI modules may be plugged into an Operator Display.

Fig 1 shows a BA3400 DI plug-in module with its features identified.

Each of the eight inputs is a separate intrinsically safe circuit but they are not isolated from each other. Inputs should therefore only be connected to isolated sensors and wiring such as reed relays, switch contacts and proximity detectors. The BA3402 can power and monitor the status of 2-wire NAMUR compliant sensors, such as proximity detectors. It may also be used to monitor switch status in noisy environments.

In addition to their normal function, inputs 7 and 8 may be used for the decoding a quadrature signal from a plant position sensor or a BEKA BA490 rotary encoder.

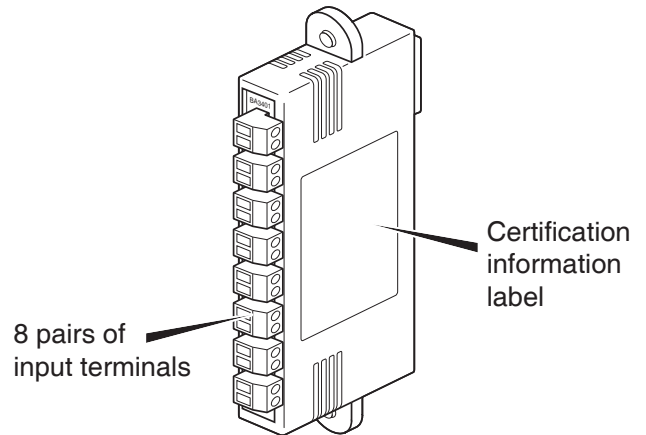


Fig 1 BA3400 series plug-in DI module

2. INTRINSIC SAFETY CERTIFICATION

Notified Body CML B.V. and UK Approved Body Eurofins CML have issued the BA3400 series plug-in DI modules with the following apparatus certificates:

IECEX	IECEX CML 21.0004X
ATEX	CML 21ATEX2110X
UKCA	CML 21UKEX2111X

The ATEX certificate has been used to confirm compliance with the European ATEX Directive for Group II, Category 1GD equipment, similarly the UKCA certificate has been used to confirm compliance with UK statutory requirements. All BA3400 series DI modules carry both the CE and UKCA marks, subject to local codes of practice, they may be installed in any of the European Economic Area (EEA) member countries and in the UK. ATEX certificates are also acceptable for installations in some non EU countries.

These instructions describe IECEx, ATEX and UKCA installations which conform with IEC / EN 60079-14 Electrical installations design, selection and erection. When designing systems the local code of practice should be consulted.

Plug-in BA3400 series Pageant DI Modules are CE marked to show compliance with the European Explosive Atmospheres Directive 2014/34/EU and the European EMC Directive 2014/30/EU.

The modules are also UKCA marked to show compliance with UK statutory requirements Equipment and Protective Systems Intended for Use in Potentially Explosive Atmospheres Regulations UKSI 2016:1107 (as amended) and with the Electromagnetic Compatibility Regulations UKSI 2016:1091.

2.1 Zones, gas groups and T rating

All of the BA3400 series DI certificates specify the same certification codes:

BA3401

Ex ia IIC T4 Ga
Ex ia IIIC T135°C Da*
-40°C ≤ Ta ≤ 65°C

BA3402

Ex ia IIC T4 Ga
Ex ia IIIC T195°C Da*
-40°C ≤ Ta ≤ 65°C

* Dust certification requires the Pageant Operator Panel and the BA3400 series DI module to have a minimum additional IP54 rear protection.

2.2 Special conditions for safe use

- i. Under certain extreme circumstances, the non-metallic parts incorporated in the enclosure of this equipment may generate an ignition-capable level of electrostatic charge. Therefore, the equipment shall not be installed in a location where the external conditions are conducive to the build-up of electrostatic charge on such surfaces. In addition, the equipment shall only be cleaned with a damp cloth.
- ii. In installations requiring EPL Da, Db, or Dc, the equipment shall be mounted to an enclosure which provides a minimum degree of protection of IP5X and which meets the requirements of EN60079-0 Clause 8.4 (material composition requirements for metallic enclosures for Group III) and/or EN60079-0 Clause 7.4.3 (Avoidance of a build up of electrostatic charge for Group III) as appropriate. All cable entries into the equipment shall be made via cable glands which provided a minimum degree of protection of IP5X.
- iii. The BA3400 series shall only be used as part of a BEKA Pageant System.

2.3 Certification label information

The certification information label is fitted to the side of the BA3400 series plug-in DI module. It shows the model number, certification information, BEKA associates address and year of manufacture together with the serial number.



BA3401 certification Information Label

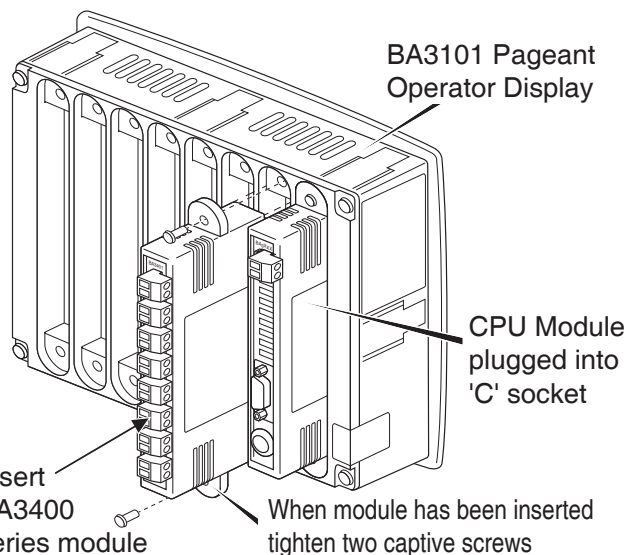


Fig 2 Inserting BA3400 series DI module into one of the seven sockets

3. I INSTALLATION

The BA3400 series plug-in DI module should be fitted into one of the seven sockets at the rear of a BA3101 Pageant Operator Panel as shown in Fig 2.

For a hazardous area installation the plug-in DI module must be manufactured by BEKA and have certification that specifies that it shall be used as part of a BEKA Pageant system.

3.1 Power consumption

The intrinsic safety certification of the BA3400 series plug-in modules permits any combination to be installed in a Pageant BA3101 display but there are power limitations.

The percentage of the total available power that these modules consumes is:

BA3401	8 contact inputs	4%
BA3402	8 NAMUR 2-wire inputs	40%

The sum of the percentage power consumption's of all the plug-in modules installed in a BA3101 display must not exceed 100%.

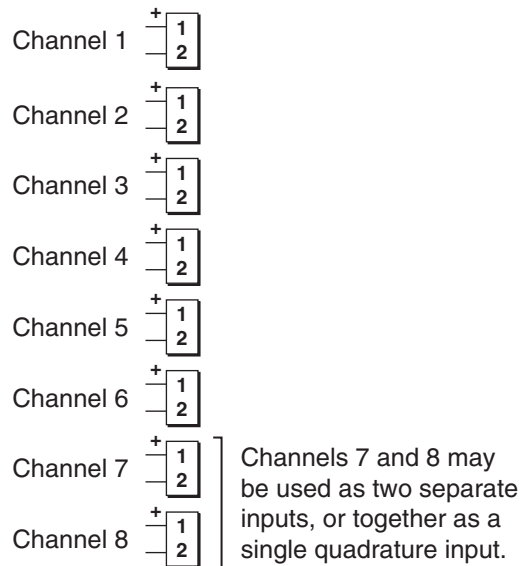


Fig 3 Input terminals

3.2 BA3400 series plug-in DI module Installation

1. The BA3400 series DI module may be fitted before or after the Operator Panel is installed. The Operator Panel should not be powered when the module is fitted.
2. Carefully insert the DI module into the selected slot at the rear of the BA3101 Pageant Operator Panel. When correctly positioned secure the module by tightening the two captive module fixing screws.
3. Connect field wiring to each of the eight pairs of removable input terminals shown in Fig 3. Each input is a separate intrinsically safe circuit and field wiring should comply with segregation requirements specified in IEC/EN 60079-14. If a multicore cable is used for the inputs, it should have Type A or B construction as specified in Clause 16.2.2.7 of IEC/EN 60079-14. Wiring should be supported to avoid damaging the module's terminals.

4. INPUTS

Both models have eight inputs which are not isolated from each other and should therefore only be connected to isolated sensors. The BA3401 should be used for contact and open collector inputs and the BA3402 for NAMUR compliant 2-wire sensors and for contact and open collector inputs in noisy environments.

4.1 BA3401 inputs

Each of the eight inputs has the following electrical specification allowing it to sense the status of a wide range of switch contacts and sensors with open collector outputs.

Sensing voltage	3.3V
Sensing Current	33µA
Switching threshold	
Closed	< 25kΩ
Open	>35kΩ

Therefore the maximum inductance that may be connected Lo is not specified, the cable length between the BA3401 input terminals and the sensor is only limited by the permitted capacitance Co which is extremely large.

$$\begin{aligned}
 U_i &= 0 \\
 U_o &= 4.94V \\
 I_o &= 0 \\
 P_o &= 0 \\
 C_o &= 100\mu F \text{ for IIC}
 \end{aligned}$$

Any mechanically or magnetically activated switch contact located in the same hazardous area as the BA3401 may be directly connected to any of the eight input channels providing the switch and associated wiring can withstand a 500V insulation test to earth. Most magnetically activated reed relays comply with these requirements. Most certified intrinsically safe sensors with an open collector output can also be connected to any of the eight input channels, providing the sensor output is compatible with the sensing voltage and current.

4.1.1 BA3401 quadrature input

Input channels 7 and 8 may be used together for decoding a quadrature signal from a plant position sensor or a BEKA BA490 rotary encoder. Fig 5 shows the required connections.

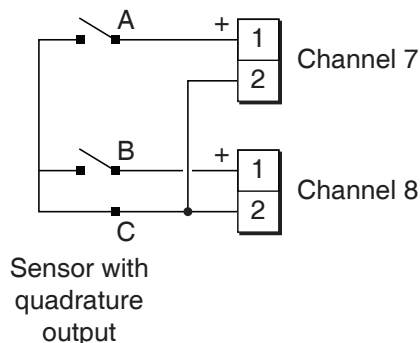


Fig 5 Connections for sensor with a quadrature output

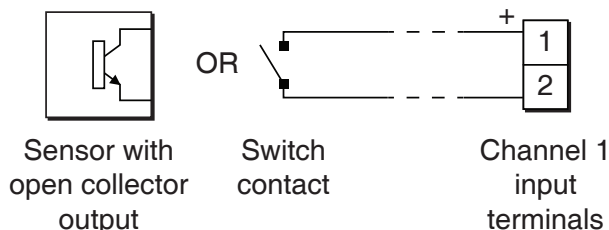


Fig 4 BA3401 switch contact or open collector connected to channel one input

The intrinsic safety parameters for each input are not restrictive as for intrinsic safety purposes the output current Io is considered to be zero.

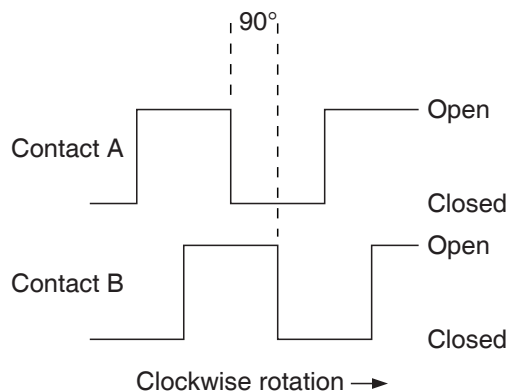


Fig 6 Quadrature sensor waveforms

The quadrature sensor and associated wiring should be able to withstand a 500V rms insulation test to earth.

4.2 BA3402 inputs

Each of the eight inputs has the following electrical specification allowing it to sense the status of a wide range of 2-wire NAMUR compliant sensors such as proximity detectors. The BA3402 may also be used for monitoring the status of switch contacts and sensors with open collector outputs in high noise environments.

Sensing voltage	8.2V	
Switching threshold	Lower	Upper
Proximity detector	1.2mA	2.1mA
Contact	2.6k Ω	5.5k Ω

The intrinsic safety parameters for each input are shown below.

U _i	=	0
U _o	=	8.8V
I _o	=	7.4mA
P _o	=	16mW
C _o	=	5.5 μ F for IIC
L _o	=	556mH for IIC

Almost any certified intrinsically safe 2-wire NAMUR compliant sensor located in the same hazardous area as the BA3402 may be directly connected to any of the eight input channels. The C_i and L_i of the sensor, plus the cable capacitance and inductance, should be less than C_o and L_o of the BA3402 input. The sensor and wiring should be able to withstand a 500V rms insulation test to earth.

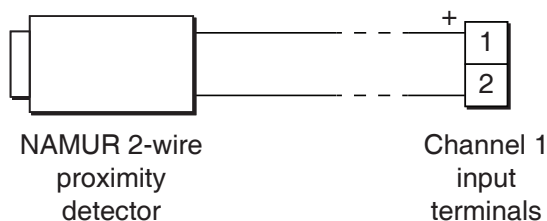


Fig 7 BA3402 2-wire NAMUR proximity detector connected to channel one input

Because the BA3402 has higher noise immunity than the BA3401, it should be used in preference to the BA3401 for switch contact monitoring in noisy environments. A switch contact located in the same hazardous area as the BA3402 may be connected to any of the eight input channels providing the switch and associated wiring can withstand a 500V insulation test to earth.

Most certified intrinsically safe sensors with an open collector output can also be connected to any of the inputs, providing the sensor output is compatible with the BA3402 sensing voltage and 500V isolation is maintained.

4.2.1 BA3402 quadrature input

Input channels 7 and 8 may be used together for decoding a quadrature signal generated by a certified sensor with a quadrature output, or from two separate sensors having a 90° phase difference. Connections and waveforms are as shown in Figs 5 and 6.

5. MAINTENANCE

BA3400 series DI input module should be regularly inspected to ensure that it has not been damaged. The frequency of inspection depends upon environmental conditions.

No attempt should be made to repair a faulty BA3400 series plug-in DI module. Suspect modules should be returned to BEKA associates or your local BEKA agent.

6. GUARANTEE

BA3400 series DI modules which fail within the guarantee period should be returned to BEKA associates or your local BEKA agent. It is helpful if a brief description of the fault symptoms is provided.

7. CUSTOMER COMMENTS

BEKA associates are always pleased to receive comments from customers about our products and services. All communications are acknowledged and whenever possible, suggestions are implemented.



All associated manuals, certificates, and datasheets can be downloaded from <https://www.beka.co.uk/qr-ba3100>

BEKA associates

Old Charlton Rd, Hitchin, Hertfordshire, SG5 2DA, UK
Tel: +44(0)1462 438301 e-mail: sales@beka.co.uk
web: www.beka.co.uk



**SCATTERGOOD
& JOHNSON LTD**
ELECTRICAL ENGINEERING & FLUID CONTROL DISTRIBUTORS

Est.1899

At Scattergood & Johnson Ltd, we pride ourselves on being a technical distributor to specialist industries.

Working with a range of quality product manufacturers across a number of specialist markets, we are not your average 'box shifter' - we are your technical and supply chain partner.

We fully support every product we sell - for free! Our internal team and external sales engineers can answer any product or application question, no matter the complexity.

Backing up this technical ability is a range of 50,000+ products available from stock for nationwide next day delivery (same day if required!), or you can collect what you need from any of our trade counters around the UK.

Select your specialist interest below to learn more about how we can help.



Online, In Branch and On the Road - Scattergood & Johnson Ltd, there when you need us.

www.scatts.co.uk