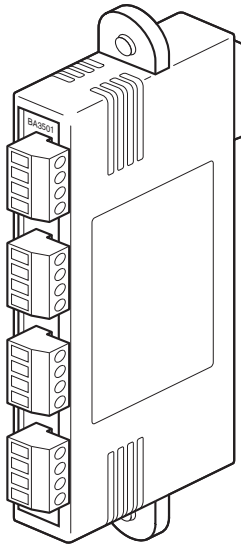


Instructions for BA3501 Pageant Analogue Output Module 4 x 4/20mA



Issue 1
18th August 2022

BEKA associates Ltd. Old Charlton Rd, Hitchin, Hertfordshire,
SG5 2DA, UK Tel: +44(0)1462 438301 e-mail: sales@beka.co.uk
web: www.beka.co.uk

1. INTRODUCTION

The BA3501 plug-in analogue output module has four galvanically isolated unpowered 4/20mA passive outputs which function as loop powered instruments. Separate IECEx, ATEX and UKCA intrinsic safety apparatus certification allows the module to be safely plugged into any one of the seven slots on a Pageant BA3101 operator panel.

The output safety parameters of each channel are zero which simplifies connection in series with a wide range of intrinsically safe voltage sources to produce a 4/20mA control signal in any gas or dust atmosphere.

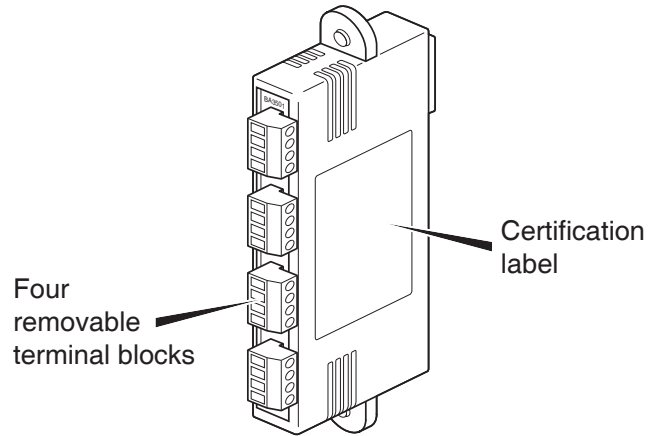


Fig 1 BA3501 Pageant Analogue Output module 4 x 4/20mA

2. INTRINSIC SAFETY CERTIFICATION

Notified Body CML B.V. and UK Approved Body Eurofins CML have issued plug-in BA3501 Pageant Analogue Output modules with the following apparatus certificates:

IECEX	IECEX CML 21.0131X
ATEX	CML 21ATEX21163X
UKCA	CML 21UKEX21164X

The ATEX certificate has been used to confirm compliance with the European ATEX Directive for Group II, Category 1GD equipment, similarly the UKCA certificate has been used to confirm compliance with UK statutory requirements. All BA3501 modules carry both the CE and UKCA marks therefore, subject to local codes of practice, they may be installed in any of the European Economic Area (EEA) member countries and in the UK. ATEX certificates are also acceptable for installations in some non EU countries.

These instructions describe IECEx, ATEX and UKCA installations which conform with IEC / EN 60079-14 *Electrical installations design, selection and erection*. When designing systems the local code of practice should be consulted.

2.1 Zones, gas groups and T rating

All of the BA3501 certificates specify the same certification codes:

Ex ia IIC T4 Ga
Ex ia IIIC T135°C Da*
-40°C ≤ Ta ≤ 65°C

* Dust certification requires the Pageant Operator Panel and the BA3501 module to have a minimum additional IP54 rear protection - see 2.2 ii.

Plug-in BA3501 Pageant AO Modules are CE marked to show compliance with the European Explosive Atmospheres Directive 2014/34/EU and the European EMC Directive 2014/30/EU.

The modules are also UKCA marked to show compliance with UK statutory requirements Equipment and Protective Systems Intended for Use in Potentially Explosive Atmospheres Regulations UKSI 2016:1107 (as amended) and with the Electromagnetic Compatibility Regulations UKSI 2016:1091.

2.2 Special conditions for safe use

- i. Under certain extreme circumstances, the non-metallic parts incorporated in the enclosure of this equipment may generate an ignition-capable level of electrostatic charge. Therefore, the equipment shall not be installed in a location where the external conditions are conducive to the build-up of electrostatic charge on such surfaces. In addition, the equipment shall only be cleaned with a damp cloth.
- ii. In installations requiring EPL Da, Db, or Dc, the equipment shall be mounted to an enclosure which provides a minimum degree of protection of IP5X and which meets the requirements of EN60079-0 Clause 8.4 (material composition requirements for metallic enclosures for Group III) and/or EN60079-0 Clause 7.4.3 (Avoidance of a build up of electrostatic charge for Group III) as appropriate. All cable entries into the equipment shall be made via cable glands which provide a minimum degree of protection of IP5X.
- iii. The BA3501 plug-in module shall only be used as part of a BEKA Pageant system.

2.3 Certification label information

The certification information label is fitted to the side of the plug-in BA3501 module. It shows the model number, certification information, BEKA associates address and year of manufacture together with the serial number.



Certification Information Label

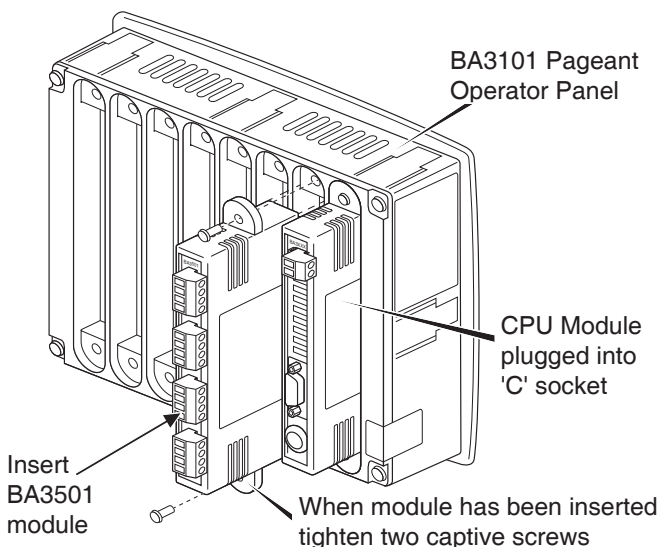


Fig 2 Inserting BA3501 module into one of seven sockets

3. INSTALLATION

The BA3501 plug-in module should be fitted into one of the seven sockets at the rear of a BA3101 Pageant Operator Panel as shown in Fig 2.

For a hazardous area installation the plug-in AO module should be manufactured by BEKA and have certification that specifies that it shall be used as part of a BEKA Pageant system.

3.1 Power consumption

The intrinsic safety certification of the BA3501 plug-in module permits any combination to be installed in a Pageant BA3101 display, but there are power limitations.

The percentage of the total available power that the BA3501 consumes is:

BA3501	4 x 4/2mA outputs	4%
--------	-------------------	----

The sum of the percentage power consumption's of all the plug-in modules installed in a BA3101 display must not exceed 100%.

3.1 Plug-in BA3501 module Installation

1. The module may be fitted before or after the Operator Panel is installed. The Operator Panel should not be powered while the module is being fitted.
2. Carefully insert the module into the selected slot at the rear of the BA3101 Pageant Operator Panel. When correctly positioned secure the module by tightening the two captive module fixing screws.
3. Connect field wiring to each of the four removable output terminal blocks. All the outputs are identical as shown in Fig 3. Each of the four outputs is a galvanically isolated intrinsically safe circuit and field wiring should comply with segregation requirements specified in IEC/EN 60079-14. If a multicore cable is used for the outputs, it should have Type A or B construction as specified in Clause 16.2.2.7 of IEC/EN 60079-14. Wiring should be supported to avoid damaging the module's terminals.

4. OUTPUTS

The Pageant BA3501 module has four galvanically isolated loop powered 4/20mA outputs. Each is certified as a separate intrinsically safe circuit with the following safety parameters:

U_i	=	30V
I_i	=	200mA
P_i	=	0.66W
U_o	=	0
I_o	=	0
P_o	=	0
C_i	=	0
L_i	=	4 μ H

The output safety parameter of each channel are zero which allows connection in series with almost any intrinsically safe voltage source with output parameters equal to, or less than, the BA3501 input parameters.

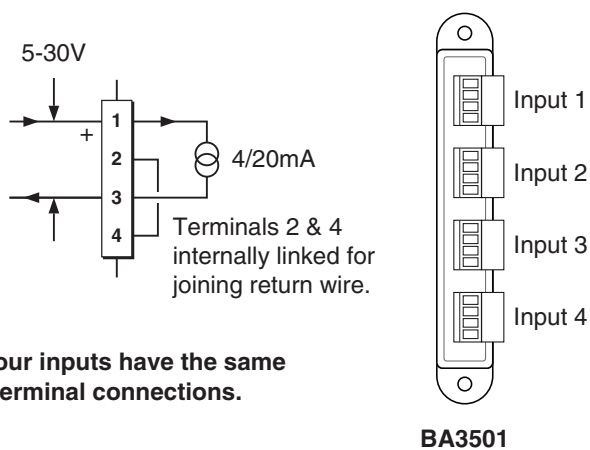


Fig 3 4/20mA output terminals

4.1 Generating a 4/20mA output signal

To generate a 4/20mA output current an intrinsically safe voltage source, usually from a galvanic isolator or a Zener barrier, should be connected in series with each of the modules outputs as shown in Fig 4. The output safety parameters of the intrinsically safe voltage source should be equal to, or less than, the input parameters of a single channel of the BA3501 module. For some hazardous area loads which have a low voltage drop, such as a loop powered indicator, a single Zener barrier or galvanic isolator can power two 4/20mA loops.

The output safety parameters of each BA3501 channel are zero and the internal inductance is very small and can usually be ignored.

Terminals 2 and 4 of each BA3501 input are internally linked for joining the return 4/20mA wire as shown in Fig 4.

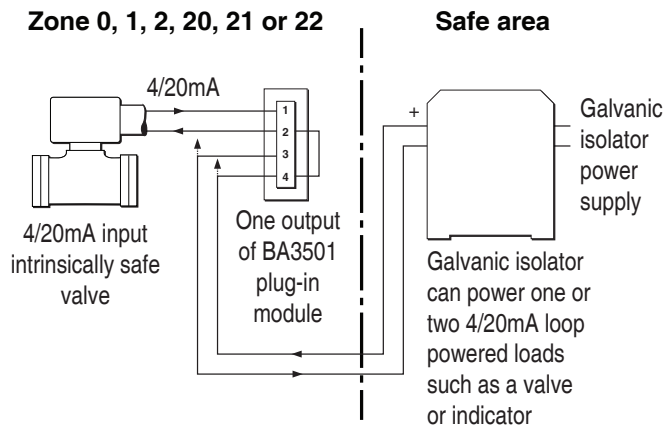


Fig 4 Connection for controlling position of a 4/20mA valve

5. MAINTENANCE

A BA3501 4/20mA output module should be regularly inspected to ensure that it has not been damaged. The frequency of inspection depends upon environmental conditions.

No attempt should be made to repair a faulty plug-in module. Suspect modules should be returned to BEKA associates or your local BEKA agent.

6. GUARANTEE

Modules which fail within the guarantee period should be returned to BEKA associates or your local BEKA agent. It is helpful if a brief description of the fault symptoms is provided.

7. CUSTOMER COMMENTS

BEKA associates are always pleased to receive comments from customers about our products and services. All communications are acknowledged and whenever possible, suggestions are implemented.



All associated manuals, certificates, and
datasheets can be downloaded from
https://www.beka.co.uk/qr-ba3501_1

BEKA *associates*

Old Charlton Rd, Hitchin, Hertfordshire, SG5 2DA, UK
Tel: +44(0)1462 438301 e-mail: sales@beka.co.uk
web: www.beka.co.uk



**SCATTERGOOD
& JOHNSON LTD**
ELECTRICAL ENGINEERING & FLUID CONTROL DISTRIBUTORS

Est.1899

At Scattergood & Johnson Ltd, we pride ourselves on being a technical distributor to specialist industries.

Working with a range of quality product manufacturers across a number of specialist markets, we are not your average 'box shifter' - we are your technical and supply chain partner.

We fully support every product we sell - for free! Our internal team and external sales engineers can answer any product or application question, no matter the complexity.

Backing up this technical ability is a range of 50,000+ products available from stock for nationwide next day delivery (same day if required!), or you can collect what you need from any of our trade counters around the UK.

Select your specialist interest below to learn more about how we can help.



Online, In Branch and On the Road - Scattergood & Johnson Ltd, there when you need us.

www.scatts.co.uk