DOWNLOADED FROM SCATTS.CO.UK

FITTINGS HAZ LOC

AN SERIES

RIGID CONDUIT NIPPLES

AN-1 to 0



AN - 2B

- Suitable for use in hazardous location applications when installed according to NEC Articles 501.10 (Class I, Div. I & 2 Groups A,B,C,D), NEC 502.10 (Class II, Div. I & 2, Groups EFG) and NEC 503.10 (Class III).
- UL Standards 886 and 1203

UL LISTED File No. E 311892

FEATURES-SPECIFICATIONS

Application

- To connect threaded rigid or IMC conduit to cast hubs or drilled and tapped conduit openings

Features

- Tapered threads (NPT) meet latest UL 1203 requirements

Material/Finish

Copper-free Aluminum
(less than 4/10 of 1%)

Steel – 1/2"- 6"

- Zinc Plated

For ATEX and IEC Ex certified Rigid Conduit Nipple, see page F75

RIGID CONDUIT NIPPLES - ALUMINUM				
CATALOG NUMBER	CONDUIT SIZE	THREAD SPECIFICATION	BODY LENGTH DIMENSION A	FIG.#
AN-1	1/2"	1/2"- 14 NPT	1-9/16" (39.7)	1
AN-2	3/4"	3/4"- 14 NPT	1-37/64" (40.1)	1
AN-3	1"	1"- 11-1/2 NPT	1-31/32" (50.0)	1
AN-4	1-1/4"	1"- 11-1/2 NPT	2-1/64" (51.2)	1
AN-5	1-1/2"	1"- 11-1/2 NPT	2-1/16" (52.4)	1
AN-6	2"	1"- 11-1/2 NPT	2-1/8" (54.0)	1
AN-7	2-1/2"	2-1/2"- 8 NPT	3-9/64" (79.8)	1
AN-8	3"	3"- 8 NPT	3-1/4" (82.6)	1
AN-9	3-1/2"	3-1/2"- 8 NPT	3-23/64" (85.3)	1
AN-10	4"	4"- 8 NPT	3-15/32" (88.1)	1
AN-11	5"	5"- 8 NPT	3-1/2" (88.9)	1
AN-12	6"	6"- 8 NPT	3-1/2" (88.9)	1
AN-1B	1/2"	1/2"- 14 NPT	2" (50.8)	2
AN-2B	3/4"	3/4"- 14 NPT	2" (50.8)	2

RIGID CONDUIT NIPPLES - STEEL				
CATALOG NUMBER	CONDUIT SIZE	THREAD SPECIFICATION	BODY LENGTH DIMENSION A	FIG.#
AN-1S	1/2"	1/2"- 14 NPT	1-9/16" (39.7)	1
AN-2S	3/4"	3/4"- 14 NPT	1-37/64" (40.1)	1
AN-3S	1"	1"- 11-1/2 NPT	1-31/32" (50.0)	1
AN-4S	1-1/4"	1"- 11-1/2 NPT	2-1/64" (51.2)	1
AN-5S	1-1/2"	1"- 11-1/2 NPT	2-1/16" (52.4)	1
AN-6S	2"	1"- 11-1/2 NPT	2-1/8" (54.0)	1
AN-7S	2-1/2"	2-1/2"- 8 NPT	3-9/64" (79.8)	1
AN-8S	3"	3"- 8 NPT	3-1/4" (82.6)	1
AN-9S	3-1/2"	3-1/2"- 8 NPT	3-23/64" (85.3)	1
AN-10S	4"	4"- 8 NPT	3-15/32" (88.1)	1
AN-11S	5"	5"- 8 NPT	3-1/2" (88.9)	1
AN-12S	6"	6"- 8 NPT	3-1/2" (88.9)	1
AN-1BS	1/2"	1/2"- 14 NPT	2" (50.8)	2
AN-2BS	3/4"	3/4"- 14 NPT	2" (50.8)	2

FIGURE 1

AN-1 to 0

FIGURE 2

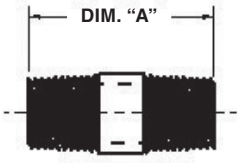

AN-2B

DOWNLOADED FROM SCATTS.CO.UK

DOWNLOADED FROM SCATTS.CO.UK

RIGID CONDUIT NIPPLES

AN-1 to 0



AN - 2B

Global Listings

ATEX / IEC Ex Certified

SIRA 13ATEX1196U
Ⓔx II 2 G D
Ex d IIC Gb
Ex e IIC Gb
Ex tb IIIC Db
Ta = -50°C to +60°C
IECEx SIR 13.0073U
Ex d IIC Gb
EX e IIC Gb
EX tb IIIC Db
Ta = -50°C to +60°C

- Suitable for use in hazardous location applications when installed according to NEC Articles 501.10 (Class I, Div. I & 2 Groups A,B,C,D), NEC 502.10 (Class II, Div. I & 2, Groups EFG) and NEC 503.10 (Class III).
- UL Standard 1203

File No. E 348606 (steel)

File No. E 311892 (aluminum)

FEATURES-SPECIFICATIONS

Application

- To connect threaded rigid or IMC conduit to cast hubs or drilled and tapped conduit openings

Features

- Tapered threads (NPT) meet latest UL 1203 requirements

Material/Finish

Copper-free Aluminum
(less than 4/10 of 1%)

Steel – 1/2”- 6”

- Zinc Plated

For Non-ATEX and IEC Ex certified Rigid Conduit Nipple, see page F74

FIGURE 1

AN-1 to 0

FIGURE 2

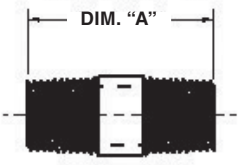

AN-2B

RIGID CONDUIT NIPPLES - ALUMINUM				
CATALOG NUMBER	CONDUIT SIZE	THREAD SPECIFICATION	BODY LENGTH DIMENSION A	FIG.#
AN-1-EX	1/2”	1/2”- 14 NPT	1-9/16” (39.7)	1
AN-2-EX	3/4”	3/4”- 14 NPT	1-37/64” (40.1)	1
AN-3-EX	1”	1”- 11-1/2 NPT	1-31/32” (50.0)	1
AN-4-EX	1-1/4”	1”- 11-1/2 NPT	2-1/64” (51.2)	1
AN-5-EX	1-1/2”	1”- 11-1/2 NPT	2-1/16” (52.4)	1
AN-6-EX	2”	1”- 11-1/2 NPT	2-1/8” (54.0)	1
AN-7-EX	2-1/2”	2-1/2”- 8 NPT	3-9/64” (79.8)	1
AN-8-EX	3”	3”- 8 NPT	3-1/4” (82.6)	1
AN-9-EX	3-1/2”	3-1/2”- 8 NPT	3-23/64” (85.3)	1
AN-10-EX	4”	4”- 8 NPT	3-15/32” (88.1)	1
AN-1B-EX	1/2”	1/2”- 14 NPT	2” (50.8)	2
AN-2B-EX	3/4”	3/4”- 14 NPT	2” (50.8)	2

RIGID CONDUIT NIPPLES - STEEL				
CATALOG NUMBER	CONDUIT SIZE	THREAD SPECIFICATION	BODY LENGTH DIMENSION A	FIG.#
AN-1S-EX	1/2”	1/2”- 14 NPT	1-9/16” (39.7)	1
AN-2S-EX	3/4”	3/4”- 14 NPT	1-37/64” (40.1)	1
AN-3S-EX	1”	1”- 11-1/2 NPT	1-31/32” (50.0)	1
AN-4S-EX	1-1/4”	1”- 11-1/2 NPT	2-1/64” (51.2)	1
AN-5S-EX	1-1/2”	1”- 11-1/2 NPT	2-1/16” (52.4)	1
AN-6S-EX	2”	1”- 11-1/2 NPT	2-1/8” (54.0)	1
AN-7S-EX	2-1/2”	2-1/2”- 8 NPT	3-9/64” (79.8)	1
AN-8S-EX	3”	3”- 8 NPT	3-1/4” (82.6)	1
AN-9S-EX	3-1/2”	3-1/2”- 8 NPT	3-23/64” (85.3)	1
AN-10S-EX	4”	4”- 8 NPT	3-15/32” (88.1)	1
AN-1BS-EX	1/2”	1/2”- 14 NPT	2” (50.8)	2
AN-2BS-EX	3/4”	3/4”- 14 NPT	2” (50.8)	2

DOWNLOADED FROM SCATTS.CO.UK

SCATTERGOOD & JOHNSON LTD
ELECTRICAL ENGINEERING & FLUID CONTROL DISTRIBUTORS
Est.1899

At Scattergood & Johnson Ltd, we pride ourselves on being a technical distributor to specialist industries.

Working with a range of quality product manufacturers across a number of specialist markets, we are not your average 'box shifter' - we are your technical and supply chain partner.

We fully support every product we sell - for free! Our internal team and external sales engineers can answer any product or application question, no matter the complexity.

Backing up this technical ability is a range of 50,000+ products available from stock for nationwide next day delivery (same day if required!), or you can collect what you need from any of our trade counters around the UK.

Select your specialist interest below to learn more about how we can help.

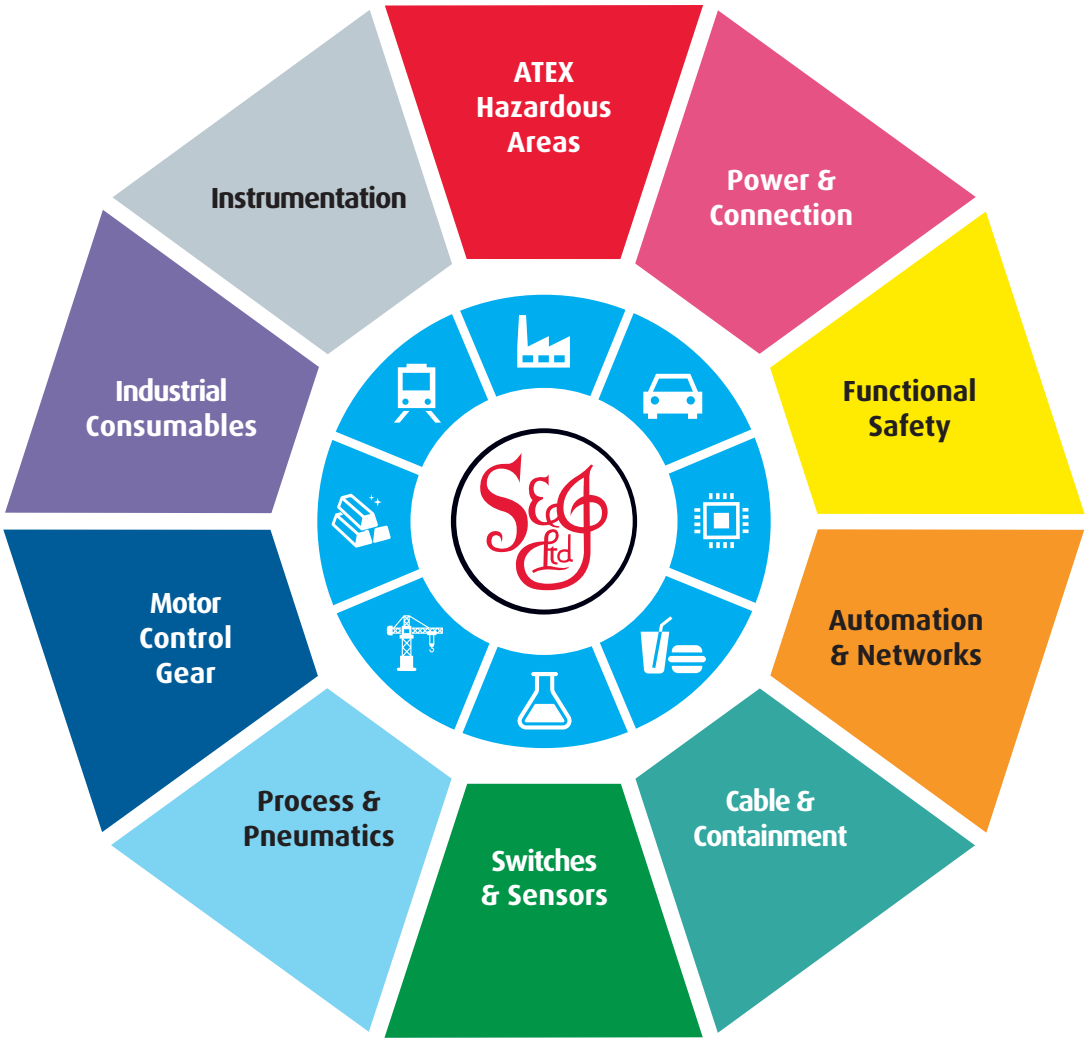

Online, In Branch and On the Road - Scattergood & Johnson Ltd, there when you need us.

www.scatts.co.uk