



# ASi-5/ASi-3 PROFINET Gateway with integrated Safety Monitor

## ASi-5 – Great data bandwidth, short cycle times

Compatible with all ASi generations

Safety Monitor supports ASi-5 Safety and ASi-3 Safety

PROFIsafe and Safe Link in one device

- up to 450 devices

1 ASi-5/ASi-3 Master, PROFINET device

- ASi Safety input nodes report via PROFIsafe
- ASi Safety output nodes switch via PROFIsafe

Up to 64 release circuits

- up to 6 safe output circuits CAT4, SIL 3 on the Monitor, electronic safe outputs

Safe ASi outputs are supported

- up to 64 independent ASi outputs
- Multiple safe ASi outputs possible via a single ASi address

OPC UA server and integrated web server for simplified diagnostics

Selection of Mode of Safe Operation

Safe speed and standstill monitoring


Applications up to category 4/PLe/SIL 3

Chip card for storage of configuration data



(Figure similar)



Figure	Fieldbus Interface	Safety communication	Inputs Safety, SIL 3, cat. 4	Outputs Safety, SIL 3, cat. 4	ASi-5/ASi-3	ASi Safety	Number of ASi networks, number of ASi Master (1)	Integrated decoupling, ASi current measurement in the gateway (2)	Diagnostic and configuration interface (3)	Article No.
	PROFINET, OPC UA	PROFIsafe (F-CPU) + Safe Link	3 x 2 channels	6 release circuits; 6 x electronic safe outputs	ASi-5 + ASi-3 compatible	ASi-5 Safety and ASi-3 Safety compatible	1 ASi network, 1 ASi-5 /ASi-3 Master	yes, max. 4 A/ASi network	Ethernet fieldbus; Ethernet diagnostics	BWU3954

- Number of ASi networks, number of ASi Master**  
"Single Master": 1 ASi network, 1 ASi-5/ASi-3 Master.
- Integrated decoupling, ASi current measurement in the gateway**  
"yes, max. 4 A/ASi network": Data decoupling integrated in the gateway. Cost-effective power for 2 ASi networks with 1 power supply (optionally supply of multiple Single Gateways by 1 power supply). Operation with short cable lengths with standard 24 V power supply possible.
- Diagnostic and configuration interface**  
"Ethernet fieldbus + Ethernet diagnostic": Access to ASi master and safety monitor via Bihl+Wiedemann proprietary software over Ethernet diagnostics interface or Ethernet fieldbus interface.  
The latest version of the device description file of the gateway is available in the "Downloads" section of the respective device.

# ASi-5/ASi-3 PROFINET Gateway with integrated Safety Monitor



<b>Article no.</b>	<b>BWU3954</b>
<b>Fieldbus Interface</b>	
Type	PROFINET; 2 x RJ-45, integrated 2-Port-Switch, IRT capability Class B, integrated switch complies with Class C (IRT capability)
Baud rates	10/100 MBaud
OPC UA Interface	OPC UA server + integrated web server
Safety communication	PROFIsafe (F-CPU) + Safe Link
Variably configurable Assembly Objects	yes
Function	PROFINET IO Device Media Redundancy Protocol (MRP) Shared Device
Card slot	Chip card (BW4785) for storage of configuration data
<b>Diagnostic Interface</b>	
Type	Ethernet; RJ-45 acc. to IEEE 802.3
Baud rates	10/100 MBaud half-/full duplex
OPC UA Interface	OPC UA server + integrated web server
Safety communication	Safe Link
<b>ASi</b>	
ASi specification	ASi-5 + ASi-3
Cycle time	<b>Cycle time ASi-5 (constant):</b> 1,27 ms for 384 bits input data + 384 bits output data <b>Cycle time ASi-3 (variable):</b> 150 $\mu$ s * (number of ASi-3 nodes + 2)
ASi Safety	ASi-5 Safety + ASi-3 Safety compatible
Operating voltage	30 V <sub>DC</sub> (20 ... 31,6 V) (PELV voltage)
Operating current	300 mA
ASi Power24V capability <sup>(1)</sup>	yes
<b>AUX</b>	
Operating voltage	24 V <sub>DC</sub> (19,2 ... 28,8 V)
Max current consumption	7,2 A
<b>Display</b>	
LCD	menu, indication of ASi addresses and error messages in plain text
LED power (green)	power on
LED PROFINET (green/red)	green: PROFINET communication active red: no PROFINET communication
LED config error (red)	configuration error
LED U ASi (green)	ASi voltage OK
LED ASi active (green)	ASi normal operation active
LED prg enable (green)	automatic addresses programming enabled
LED prj mode (yellow)	configuration mode active
LED AUX (yellow)	auxiliary power on
LEDs SI1 ... SI6 (yellow)	state of inputs: LED off: open LED on: closed
LEDs SO1 ... SO6 (yellow)	state of inputs: LED off: open LED on: closed
<b>UL-specifications (UL508)</b>	
External protection	An isolated voltage source with a PELV/SELV voltage $\leq$ 30 V <sub>DC</sub> must have internal or external current limiting
In general	UL mark does not provide UL certification for any functional safety rating or aspects of the above devices.

## ASi-5/ASi-3 PROFINET Gateway with integrated Safety Monitor

<b>Article no.</b>	<b>BWU3954</b>
<b>Ambient</b>	
Applied standards	EN 62026-2 EN 60529 EN 61000-6-2 EN 61000-6-4 EN 62061, SIL 3 EN 61508, SIL 3 EN ISO 13849-1, Performance-Level e EN ISO 13849-2
Operating altitude	max. 2000 m
Ambient temperature	-25 °C ... +55 °C (no condensation permitted)
Storage temperature	-25 °C ... +85 °C
Housing	stainless steel, for DIN-rail mounting
Pollution degree	2
Protection category	IP20
Tolerable loading referring to impacts and vibrations	according EN 61131-2
Voltage of insulation	≥500 V
Weight	800 g
Dimensions (W / H / D in mm)	109 / 120 / 106

**(1) ASi Power24V**

The device can be operated directly on a 24 V (PELV) power supply. The gateway has been optimized with integrated data coupling coils and adjustable self-resetting fuses for safe use of powerful 24 V power supplies.

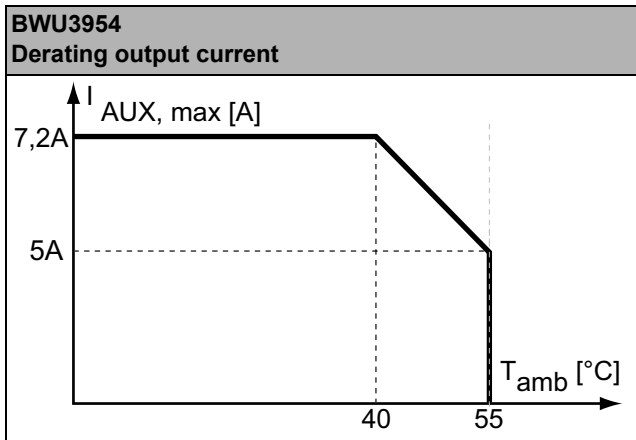
<b>Article no.</b>	<b>BWU3954</b>
<b>Safety Monitor</b>	
ASi Safety	ASi-5 Safety + ASi-3 Safety compatible
Start delay	< 10 ms
Max. turn-off time	< 40 ms
Antivalent switches for local inputs	yes
Standstill monitors for local inputs	6 axes up to 50 Hz <sup>(1)</sup>
Speed monitors for local inputs	3 to 6 axes up to 400 Hz <sup>(2)</sup>
<b>Connection</b>	
Connection	Push-in terminals
Length of connector cable	unlimited <sup>(3)</sup>
<b>Input</b>	
Inputs Safety, SIL3, cat. 4	3 x 2 channels <sup>(4)</sup>
Inputs digital, EDM	up to 6 standard inputs <sup>(4)</sup>
Switching current	15 mA (T = 100 µs), continuously 4 mA at 24 V
Power supply	out of AUX
<b>Output</b>	
Number of release circuits on the monitor	6
Outputs	semiconductor output max. contact load: 1,2 A <sub>DC-13</sub> at 30 V, Σ = 7,2 A in sum <sup>(5)</sup>
Power supply (semiconductor outputs)	out of AUX
Test pulse (semiconductor outputs)	if output is on: minimum interval between 2 test pulses: 250 ms; maximum pulse width 1 ms

<sup>(1)</sup> connection at all SI or SO terminals possible.

<sup>(2)</sup> connection only at terminals SO1 ... SO6 configured as standard inputs (see "Variations of terminal configuration for BWU3954")

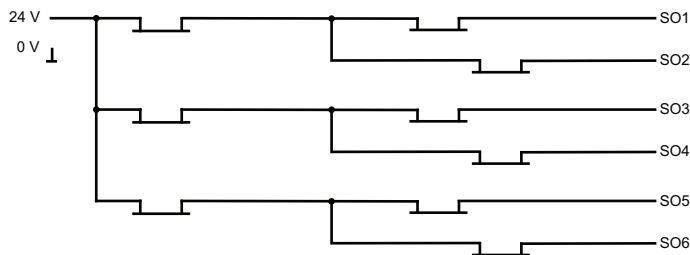
# ASi-5/ASi-3 PROFINET Gateway with integrated Safety Monitor

- (3) loop resistance  $\leq 150 \Omega$
- (4) see "Variations of terminal configuration for BWU3954"
- (5)



	BWU3954
Data decoupling integrated in the gateway	•
Redundant power supply out of ASi: all fundamental functions of the device remain available even in case of power failure in one of the two ASi networks	-
Current measurement of the ASi circuits	•
Self-resetting adjustable fuses	•
ASi earth fault monitor distinguishes between ASi cable and sensor cable	•
Cost-effective power for 2 ASi networks with 1 power supply	•

## Safety outputs block diagram BWU3954



# ASi-5/ASi-3 PROFINET Gateway with integrated Safety Monitor

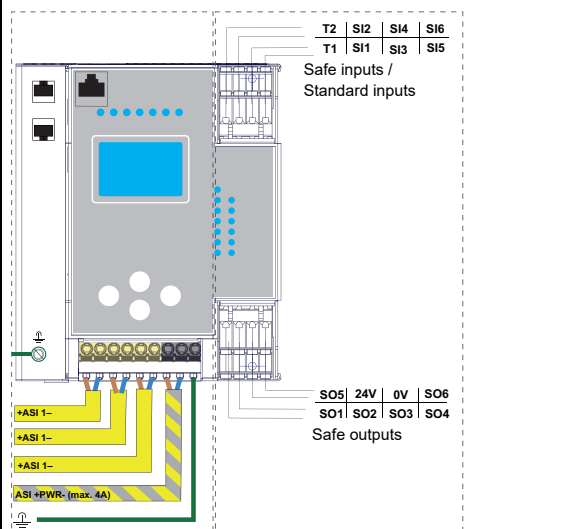
## Variations of terminal configuration for BWU3954

Terminal	Safe output	Safe input for mechanical contacts in combination with T1, T2 <sup>(1)</sup>	Safe antivalent input <sup>(1)</sup>	Safe electronic input <sup>(1)</sup>	Standard input <sup>(1)</sup>
SI1,2	–	•	•	•	•
SI3,4	–	•	•	•	•
SI5,6	–	•	•	•	•
SO1,2 <sup>(2)</sup>	•	•	•	–	•
SO3,4 <sup>(2)</sup>	•	•	•	–	•
SO5,6 <sup>(2)</sup>	•	•	•	–	•

(1) Inputs must be supplied from the same 24 V voltage source connected to the supply terminals of the local safe I/Os of the device.

(2) If outputs are configured as inputs, the input current has to be limited by an external element at  $\leq 100$  mA

## Connections: Gateway + Safety Monitor:

BWU3954	Connection	Description
 <p>Terminal block diagram for BWU3954 showing safe inputs (SI1-SI6), safe outputs (SO1-SO6), and power supply connections (+ASI 1-, ASI +PWR-).</p>	SI1, SI3, SI5	Safe input terminal (T1)
	SI2, SI4, SI6	Safe input terminal (T2)
	T1	Clock output 1
	T2	Clock output 2
	SO1 ... SO6	Safe semiconductor outputs 1 ... 6
	24 V, 0 V	Power supply for local I/Os
	+ASI 1-	Connection of ASi circuit
	ASI +PWR-	Power supply for Gateway and ASi networks

## Accessories:

- Safe contact expander, 1 or 2 independent channels (art. no. BWU2548 / BWU2539)
- Chip card for storage of configuration and additional data, memory capacity  $\geq 16$  GB (art. no. BW4785)
- Bihl+Wiedemann Safety Suite - Safety Software for Configuration, Diagnostics and Commissioning (art. no. BW2916)
- Power supplies, e.g.: 30 V power supply, 4 A, 1 phase (art. no. BW4218), 30 V power supply, 8 A, 1 phase (art. no. BW4219), 30 V power supply, 8 A, 3 phases (art. no. BW4220), 30 V Power Supply, 16 A, 1 phase (art. no. BW4221), 30 V Power Supply, 16 A, 3 phases (art. no. BW4222) (for further power supply units visit [www.bihl-wiedemann.de/en/products/accessories/power-supplies](http://www.bihl-wiedemann.de/en/products/accessories/power-supplies))
- PROFINET Master Simulators Licenses (art. no. BW4754, BW4755)



**SCATTERGOOD  
& JOHNSON LTD**  
ELECTRICAL ENGINEERING & FLUID CONTROL DISTRIBUTORS

Est.1899

At Scattergood & Johnson Ltd, we pride ourselves on being a technical distributor to specialist industries.

Working with a range of quality product manufacturers across a number of specialist markets, we are not your average 'box shifter' - we are your technical and supply chain partner.

We fully support every product we sell - for free! Our internal team and external sales engineers can answer any product or application question, no matter the complexity.

Backing up this technical ability is a range of 50,000+ products available from stock for nationwide next day delivery (same day if required!), or you can collect what you need from any of our trade counters around the UK.

Select your specialist interest below to learn more about how we can help.



Online, In Branch and On the Road - Scattergood & Johnson Ltd, there when you need us.

**[www.scatts.co.uk](http://www.scatts.co.uk)**