

M8 Basic line Cable type

XS3F-M8/XS3W-M8

CSM_XS3F-M8_DS_E_1_5

Small Round Water-resistive Connectors

- Water-resistive, compact connector meets IP67 requirements.
- Connectors on both cable ends require no harness work.
- Based on IEC61076-2-104.
- UL approved products.

Refer to *Safety Precautions* on page 4.**Ratings and Specifications**

Rated current	1A
Rated voltage	125 VDC
Contact resistance (Connector)	40 mΩ max. (20 mV max., 100 mA max.)
Insulation resistance	1,000 MΩ min. (at 500 VDC)
Dielectric strength (Connector)	AC 1,000 V 1 min. (leakage current: 1 mA max.).
Degree of protection	IP67 (IEC60529)
Temperature range	-10 to +80°C

Materials and Finish

Contacts	Copper alloy/ nickel base, gold plating
Pin block	PBT resin (UL94 V-0)
Fixtures	Copper alloy/ nickel plating
Cover	PBT resin (UL94V-0)

PVC Cable

Item	3, 4 cores
Color	Black
Outer diameter	5 mm dia.
Conductor size	AWG23 0.25 mm ² (32/0.1)
Approvals	AWM2464
Features	Flame retardant

PUR Cable

Item	3 cores	4 cores
Color	Black	
Outer diameter	4.3 mm dia.	4.7 mm dia.
Conductor size	AWG22 0.32 mm ² (42/0.1)	
Approvals	AWM20936	
Features	Flame retardant Halogen free Oil resistance	

Connector Pinout Diagram (from Mating Side)

Item	Poles	3 poles	4 poles
DC	Male (plug) contacts		
	Female (socket) contacts		

XS3F M8 Sockets on One Cable End

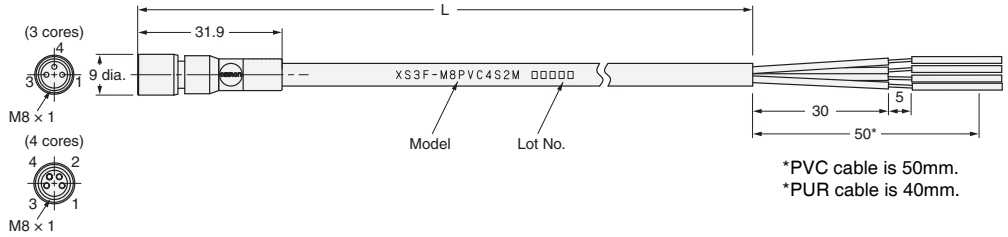
XS3F-M8PVC□□□□M PVC cable

XS3F-M8PUR□□□□M PUR cable

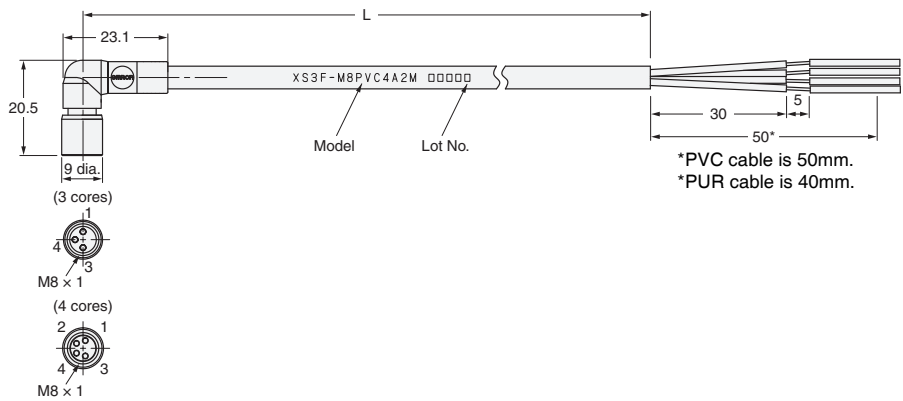
Dimensions

(Unit: mm)

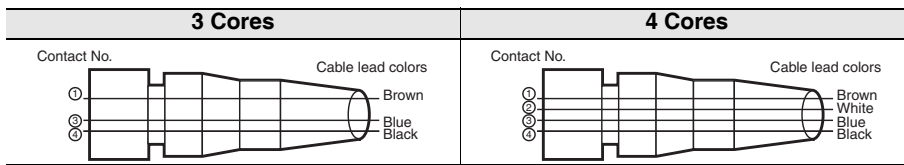
Straight



Right-angle



Wiring Diagram



Ordering Information

Cable type	No. of cable cores	Cable outer diameter	Cable connection direction	Cable length (m)	Model																																	
PVC	3	5.0 dia.	Straight	2	XS3F-M8PVC3S2M																																	
				5	XS3F-M8PVC3S5M																																	
				10	XS3F-M8PVC3S10M																																	
			Right-angle	2	XS3F-M8PVC3A2M																																	
				5	XS3F-M8PVC3A5M																																	
				10	XS3F-M8PVC3A10M																																	
	4	5.0 dia.	Straight	2	XS3F-M8PVC4S2M																																	
				5	XS3F-M8PVC4S5M																																	
			Right-angle	10	XS3F-M8PVC4S10M																																	
				2	XS3F-M8PVC4A2M																																	
PUR	3	4.3 dia.	Straight	2	XS3F-M8PUR3S2M	5	XS3F-M8PUR3S5M	10	XS3F-M8PUR3S10M	Right-angle	2	XS3F-M8PUR3A2M	5	XS3F-M8PUR3A5M	10	XS3F-M8PUR3A10M	4	4.7 dia.	Straight	2	XS3F-M8PUR4S2M	5	XS3F-M8PUR4S5M	Right-angle	10	XS3F-M8PUR4S10M	2	XS3F-M8PUR4A2M				5	XS3F-M8PUR4A5M				10	XS3F-M8PUR4A10M
				PUR	3	4.3 dia.	Straight	2	XS3F-M8PUR3S2M																													
								5	XS3F-M8PUR3S5M																													
			10					XS3F-M8PUR3S10M																														
			Right-angle				2	XS3F-M8PUR3A2M																														
							5	XS3F-M8PUR3A5M																														
	10	XS3F-M8PUR3A10M																																				
	4	4.7 dia.	Straight		2	XS3F-M8PUR4S2M																																
					5	XS3F-M8PUR4S5M																																
			Right-angle		10	XS3F-M8PUR4S10M																																
2					XS3F-M8PUR4A2M																																	
			5	XS3F-M8PUR4A5M				10	XS3F-M8PUR4A10M																													
			5	XS3F-M8PUR4A5M																																		
			10	XS3F-M8PUR4A10M																																		

XS3W M8 Socket and Plug on Cable Ends

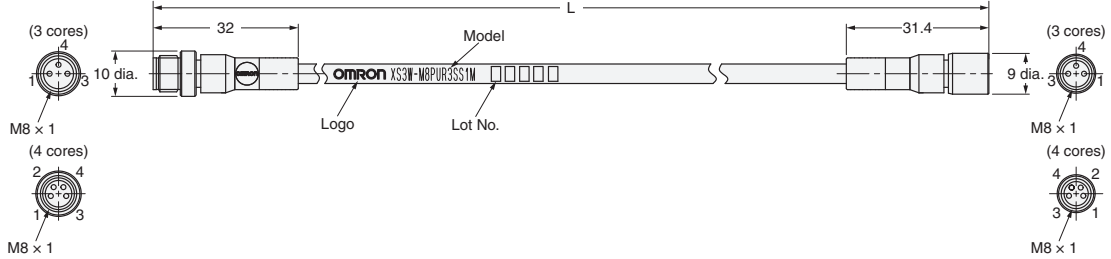
XS3W-M8PVC M PVC Cable

XS3W-M8PUR M PUR Cable

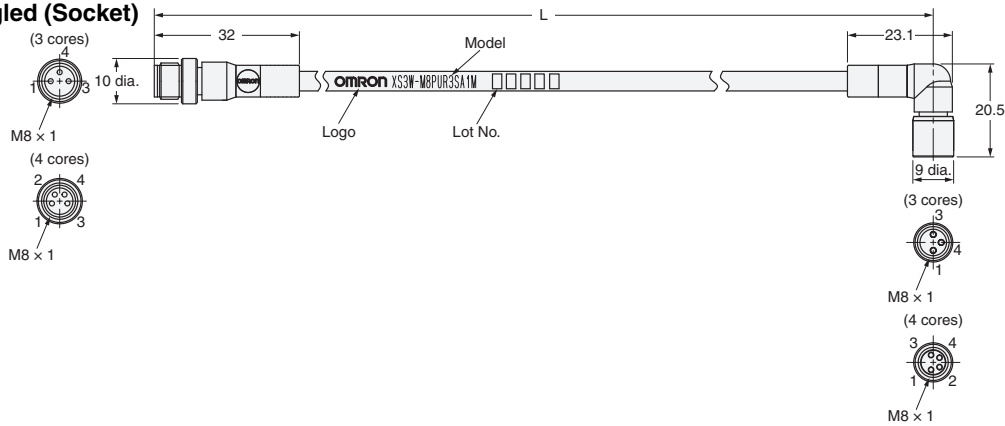
Dimensions

(Unit: mm)

Straight/Straight

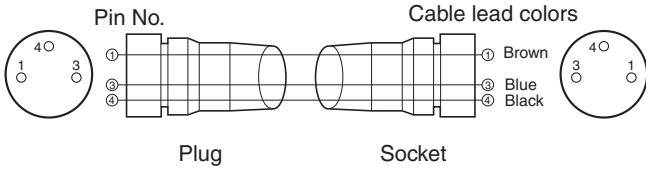


Straight (Plug)/Angled (Socket)

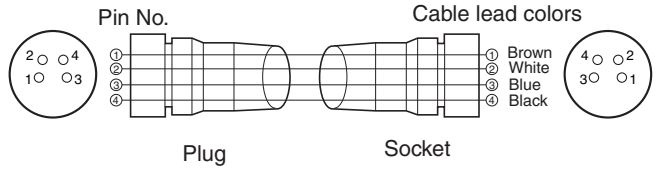


Wiring Diagram

3 poles



4 poles



Ordering Information

Cable type	No. of cable cores	Cable outer diameter	Cable connection direction	Cable length (m)	Model
PVC	3	5.0 dia.	Straight/Straight	2	XS3W-M8PVC3SS2M
				5	XS3W-M8PVC3SS5M
				10	XS3W-M8PVC3SS10M
			Straight (Plug)/Angled (Socket)	2	XS3W-M8PVC3SA2M
				5	XS3W-M8PVC3SA5M
				10	XS3W-M8PVC3SA10M
	4	5.0 dia.	Straight/Straight	2	XS3W-M8PVC4SS2M
				5	XS3W-M8PVC4SS5M
				10	XS3W-M8PVC4SS10M
			Straight (Plug)/Angled (Socket)	2	XS3W-M8PVC4SA2M
PUR	3	4.3 dia.	Straight/Straight	2	XS3W-M8PUR3SS2M
				5	XS3W-M8PUR3SS5M
				10	XS3W-M8PUR3SS10M
			Straight (Plug)/Angled (Socket)	2	XS3W-M8PUR3SA2M
				5	XS3W-M8PUR3SA5M
				10	XS3W-M8PUR3SA10M
	4	4.7 dia.	Straight/Straight	2	XS3W-M8PUR4SS2M
				5	XS3W-M8PUR4SS5M
				10	XS3W-M8PUR4SS10M
			Straight (Plug)/Angled (Socket)	2	XS3W-M8PUR4SA2M
Straight (Plug)/Angled (Socket)	5	XS3W-M8PUR4SA5M			
Straight (Plug)/Angled (Socket)	10	XS3W-M8PUR4SA10M			

Safety Precautions

Precautions for Correct Use

Do not use the product in atmospheres or environments that exceed product ratings.

Connections

- The XS3 and XS2 Sensor I/O Connectors cannot be connected to each other.
- When using Sensors with Connectors or Limit Switches, use the Sensor I/O Connectors specified in the catalog.

Connector Connection and Disconnection

- Before connecting or disconnecting Connectors, make sure that no power is being supplied to the Connectors.
- When connecting or disconnecting Connectors, be sure to hold the Connectors by hand. Do not disconnect the Connectors by pulling the cable.
- Do not touch the engagement side of any Connector with wet hands. If there is any water on the Connector or near the Connector, be sure to wipe off the water before connecting or disconnecting the Connector, otherwise the Connector may short-circuit internally or not ensure good insulation.
- Make sure that engagement side of any Connector is free of metal dust or power.
- Do not use pliers to tighten mounting the thread bracket, otherwise the thread bracket may be damaged. Be sure to tighten each thread bracket by hand within a torque of 0.2 N·m. If the thread bracket is not tightened securely, the Connector may not maintain its proper degree of protection or the thread bracket may fall off due to vibration.

Degree of Protection

- Do not impose external force continuously on the joints of pin blocks and covers, otherwise the Connectors may not keep its proper degree of protection (i.e., IP67).
- Connectors are not fully watertight. Do not use them underwater.
- The Connectors are not oil-resistant. Do not use them where they would be subject to oil.
- If Connectors are used in places with vibration or shock, secure the engaged side of each Connector, otherwise the Connectors may be disconnected or fail to maintain their proper degree of protection.
- Connectors are of resin mold construction. Do not impose excessive force on them.

Storage

Do not store Connectors for long periods of time in the following locations.

- Locations subject to dust or high humidity.
- Locations subject to ammonia gas or sulfide gas Installation.
- Do not make any cable bends near the base of the Unit.
- Any bends made must have a minimum radius of 36 mm.

Terms and Conditions Agreement

Read and understand this catalog.

Please read and understand this catalog before purchasing the products. Please consult your OMRON representative if you have any questions or comments.

Warranties.

(a) Exclusive Warranty. Omron's exclusive warranty is that the Products will be free from defects in materials and workmanship for a period of twelve months from the date of sale by Omron (or such other period expressed in writing by Omron). Omron disclaims all other warranties, express or implied.

(b) Limitations. OMRON MAKES NO WARRANTY OR REPRESENTATION, EXPRESS OR IMPLIED, ABOUT NON-INFRINGEMENT, MERCHANTABILITY OR FITNESS FOR A PARTICULAR PURPOSE OF THE PRODUCTS. BUYER ACKNOWLEDGES THAT IT ALONE HAS DETERMINED THAT THE PRODUCTS WILL SUITABLY MEET THE REQUIREMENTS OF THEIR INTENDED USE.

Omron further disclaims all warranties and responsibility of any type for claims or expenses based on infringement by the Products or otherwise of any intellectual property right. (c) Buyer Remedy. Omron's sole obligation hereunder shall be, at Omron's election, to (i) replace (in the form originally shipped with Buyer responsible for labor charges for removal or replacement thereof) the non-complying Product, (ii) repair the non-complying Product, or (iii) repay or credit Buyer an amount equal to the purchase price of the non-complying Product; provided that in no event shall Omron be responsible for warranty, repair, indemnity or any other claims or expenses regarding the Products unless Omron's analysis confirms that the Products were properly handled, stored, installed and maintained and not subject to contamination, abuse, misuse or inappropriate modification. Return of any Products by Buyer must be approved in writing by Omron before shipment. Omron Companies shall not be liable for the suitability or unsuitability or the results from the use of Products in combination with any electrical or electronic components, circuits, system assemblies or any other materials or substances or environments. Any advice, recommendations or information given orally or in writing, are not to be construed as an amendment or addition to the above warranty.

See <http://www.omron.com/global/> or contact your Omron representative for published information.

Limitation on Liability: Etc.

OMRON COMPANIES SHALL NOT BE LIABLE FOR SPECIAL, INDIRECT, INCIDENTAL, OR CONSEQUENTIAL DAMAGES, LOSS OF PROFITS OR PRODUCTION OR COMMERCIAL LOSS IN ANY WAY CONNECTED WITH THE PRODUCTS, WHETHER SUCH CLAIM IS BASED IN CONTRACT, WARRANTY, NEGLIGENCE OR STRICT LIABILITY.

Further, in no event shall liability of Omron Companies exceed the individual price of the Product on which liability is asserted.

Suitability of Use.

Omron Companies shall not be responsible for conformity with any standards, codes or regulations which apply to the combination of the Product in the Buyer's application or use of the Product. At Buyer's request, Omron will provide applicable third party certification documents identifying ratings and limitations of use which apply to the Product. This information by itself is not sufficient for a complete determination of the suitability of the Product in combination with the end product, machine, system, or other application or use. Buyer shall be solely responsible for determining appropriateness of the particular Product with respect to Buyer's application, product or system. Buyer shall take application responsibility in all cases.

NEVER USE THE PRODUCT FOR AN APPLICATION INVOLVING SERIOUS RISK TO LIFE OR PROPERTY OR IN LARGE QUANTITIES WITHOUT ENSURING THAT THE SYSTEM AS A WHOLE HAS BEEN DESIGNED TO ADDRESS THE RISKS, AND THAT THE OMRON PRODUCT(S) IS PROPERLY RATED AND INSTALLED FOR THE INTENDED USE WITHIN THE OVERALL EQUIPMENT OR SYSTEM.

Programmable Products.

Omron Companies shall not be responsible for the user's programming of a programmable Product, or any consequence thereof.

Performance Data.

Data presented in Omron Company websites, catalogs and other materials is provided as a guide for the user in determining suitability and does not constitute a warranty. It may represent the result of Omron's test conditions, and the user must correlate it to actual application requirements. Actual performance is subject to the Omron's Warranty and Limitations of Liability.

Change in Specifications.

Product specifications and accessories may be changed at any time based on improvements and other reasons. It is our practice to change part numbers when published ratings or features are changed, or when significant construction changes are made. However, some specifications of the Product may be changed without any notice. When in doubt, special part numbers may be assigned to fix or establish key specifications for your application. Please consult with your Omron's representative at any time to confirm actual specifications of purchased Product.

Errors and Omissions.

Information presented by Omron Companies has been checked and is believed to be accurate; however, no responsibility is assumed for clerical, typographical or proofreading errors or omissions.

2019.9

In the interest of product improvement, specifications are subject to change without notice.

OMRON Corporation
Industrial Automation Company

<http://www.ia.omron.com/>

(c)Copyright OMRON Corporation 2019 All Right Reserved.



**SCATTERGOOD
& JOHNSON LTD**
ELECTRICAL ENGINEERING & FLUID CONTROL DISTRIBUTORS

Est.1899

At Scattergood & Johnson Ltd, we pride ourselves on being a technical distributor to specialist industries.

Working with a range of quality product manufacturers across a number of specialist markets, we are not your average 'box shifter' - we are your technical and supply chain partner.

We fully support every product we sell - for free! Our internal team and external sales engineers can answer any product or application question, no matter the complexity.

Backing up this technical ability is a range of 50,000+ products available from stock for nationwide next day delivery (same day if required!), or you can collect what you need from any of our trade counters around the UK.

Select your specialist interest below to learn more about how we can help.



Online, In Branch and On the Road - Scattergood & Johnson Ltd, there when you need us.

www.scatts.co.uk