


# PTS 1,5/S-PE/L/L/3P - Ground terminal



1027885

<https://www.phoenixcontact.com/gb/products/1027885>

Please be informed that the data shown in this PDF document is generated from our Online Catalog. Please find the complete data in the user documentation. Our General Terms of Use for Downloads are valid.



Ground terminal, nom. voltage: 500 V, nominal current: 15 A, connection method: Push-in / plug connection, 1 level, Rated cross section: 1.5 mm<sup>2</sup>, cross section: 0.14 mm<sup>2</sup> - 1.5 mm<sup>2</sup>, mounting type: NS 35/7,5, NS 35/15, color: gray

## Your advantages

- In addition to the testing facility in the double function shaft, all terminal blocks provide an additional test connection
- The Push-in connection terminal blocks are characterized by the system features of the CLIPLINE complete system and by easy and tool-free wiring of conductors with ferrules or solid conductors
- The compact design and front connection enable wiring in a confined space
- Tested for railway applications

## PTS 1,5/S-PE/L/L/3P - Ground terminal



1027885

<https://www.phoenixcontact.com/gb/products/1027885>

## Technical Data

## Product properties

Product type	Ground terminal block
Product family	PTS
Area of application	Railway industry
	Machine building
	Plant engineering
Number of connections	6
Number of rows	3

## Insulation characteristics

Overvoltage category	III
Degree of pollution	3

## Electrical properties

Rated surge voltage	6 kV
Maximum power dissipation for nominal condition	0.56 W

## Connection data

Grounding foot	Yes
Number of connections per level	2
Nominal cross section	1.5 mm <sup>2</sup>

## 1 level

Note	Please observe the current carrying capacity of the DIN rails.
Stripping length	8 mm ... 10 mm
Internal cylindrical gage	A1 / B1
Connection in acc. with standard	IEC 60947-7-1/IEC 60947-7-2
Conductor cross section rigid	0.14 mm <sup>2</sup> ... 1.5 mm <sup>2</sup>
Cross section AWG	26 ... 14 (converted acc. to IEC)
Conductor cross section flexible	0.14 mm <sup>2</sup> ... 1.5 mm <sup>2</sup>
Conductor cross section, flexible [AWG]	26 ... 14 (converted acc. to IEC)
Conductor cross-section flexible (ferrule without plastic sleeve)	0.14 mm <sup>2</sup> ... 1.5 mm <sup>2</sup>
Flexible conductor cross section (ferrule with plastic sleeve)	0.14 mm <sup>2</sup> ... 1 mm <sup>2</sup> Using the AI-S 1-8 TQ ferrule, Item No. 1200293, is recommended
Nominal current	15 A (observe derating)
Maximum load current	15 A
Nominal voltage	500 V
Nominal cross section	1.5 mm <sup>2</sup>

## 1 level Connection cross sections directly pluggable

Conductor cross section rigid	0.25 mm <sup>2</sup> ... 1.5 mm <sup>2</sup>
Conductor cross-section flexible (ferrule without plastic sleeve)	0.34 mm <sup>2</sup> ... 1.5 mm <sup>2</sup>
Flexible conductor cross section (ferrule with plastic sleeve)	0.34 mm <sup>2</sup> ... 1 mm <sup>2</sup>

# PTS 1,5/S-PE/L/L/3P - Ground terminal



1027885

<https://www.phoenixcontact.com/gb/products/1027885>

## Dimensions

Width	3.5 mm
End cover width	0.8 mm
Height	119.5 mm
Height NS 35/15	65.8 mm
Height NS 35/7,5	58.3 mm
Depth	64.3 mm
Length	119.5 mm

## Material specifications

Color	gray
Flammability rating according to UL 94	V0
Insulating material group	I
Insulating material	PA
Static insulating material application in cold	-60 °C
Temperature index of insulation material (DIN EN 60216-1 (VDE 0304-21))	130 °C
Relative insulation material temperature index (Elec., UL 746 B)	130 °C
Fire protection for rail vehicles (DIN EN 45545-2) R22	HL 1 - HL 3
Fire protection for rail vehicles (DIN EN 45545-2) R23	HL 1 - HL 3
Fire protection for rail vehicles (DIN EN 45545-2) R24	HL 1 - HL 3
Fire protection for rail vehicles (DIN EN 45545-2) R26	HL 1 - HL 3
Calorimetric heat release NFPA 130 (ASTM E 1354)	28 MJ/kg
Surface flammability NFPA 130 (ASTM E 162)	passed
Specific optical density of smoke NFPA 130 (ASTM E 662)	passed
Smoke gas toxicity NFPA 130 (SMP 800C)	passed

## Electrical tests

### Surge voltage test

Test voltage setpoint	7.3 kV
Result	Test passed
Short-time withstand current 1.5 mm <sup>2</sup>	0.18 kA
Result	Test passed

### Power-frequency withstand voltage

Test voltage setpoint	1.89 kV
Result	Test passed

## Mechanical properties

### Mechanical data

Open side panel	Yes
-----------------	-----

## Mechanical tests

# PTS 1,5/S-PE/L/L/3P - Ground terminal



1027885

<https://www.phoenixcontact.com/gb/products/1027885>

## Mechanical strength

Result	Test passed
--------	-------------

## Attachment on the carrier

DIN rail/fixing support	NS 35
Test force setpoint	1 N
Result	Test passed

## Environmental and real-life conditions

### Needle-flame test

Time of exposure	30 s
Result	Test passed

### Oscillation/broadband noise

Specification	DIN EN 50155 (VDE 0115-200):2018-05
Spectrum	Service life test category 1, class B, body mounted
Frequency	$f_1 = 5 \text{ Hz}$ to $f_2 = 150 \text{ Hz}$
ASD level	$0.964 \text{ (m/s}^2\text{)}^2\text{/Hz}$
Acceleration	0.58g
Test duration per axis	5 h
Test directions	X-, Y- and Z-axis
Result	Test passed

### Shocks

Specification	DIN EN 50155 (VDE 0115-200):2018-05
Pulse shape	Half-sine
Acceleration	5g
Shock duration	30 ms
Number of shocks per direction	3
Test directions	X-, Y- and Z-axis (pos. and neg.)
Result	Test passed

### Ambient conditions

Ambient temperature (operation)	-60 °C ... 105 °C (max. short-term operating temperature RTI Elec.)
Ambient temperature (storage/transport)	-25 °C ... 60 °C (for a short time, not exceeding 24 h, -60 °C to +70 °C)
Ambient temperature (assembly)	-5 °C ... 70 °C
Ambient temperature (actuation)	-5 °C ... 70 °C
Permissible humidity (storage/transport)	30 % ... 70 %

## Standards and regulations

Connection in acc. with standard	IEC 60947-7-1/IEC 60947-7-2
----------------------------------	-----------------------------

## Mounting

Mounting type	NS 35/7,5
---------------	-----------

# PTS 1,5/S-PE/L/L/3P - Ground terminal



1027885

<https://www.phoenixcontact.com/gb/products/1027885>

---

NS 35/15

## PTS 1,5/S-PE/L/L/3P - Ground terminal

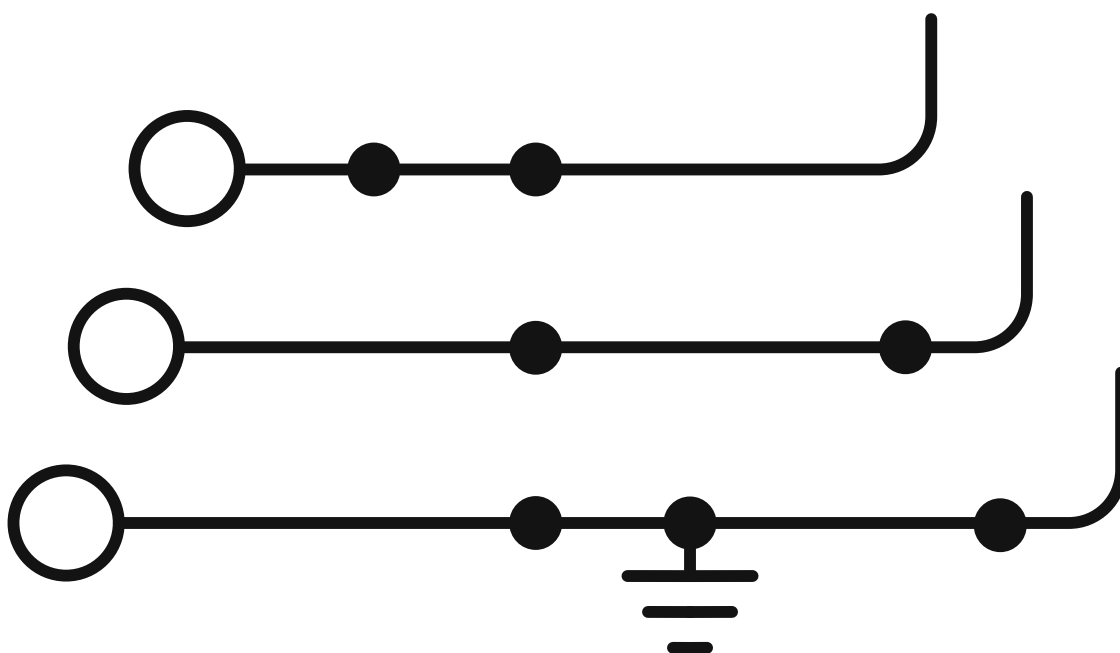


1027885

<https://www.phoenixcontact.com/gb/products/1027885>

## Drawings

Circuit diagram



## PTS 1,5/S-PE/L/L/3P - Ground terminal





1027885


<https://www.phoenixcontact.com/gb/products/1027885>

## Approvals

To download certificates, visit the product detail page: <https://www.phoenixcontact.com/gb/products/1027885>

 <b>CSA</b> Approval ID: 158887				
	Nominal Voltage $U_N$	Nominal Current $I_N$	Cross Section AWG	Cross Section $\text{mm}^2$
Use group B	300 V	13 A	26 - 14	-
Use group C	300 V	13 A	26 - 14	-
Use group D	600 V	5 A	26 - 14	-

 <b>cUL Recognized</b> Approval ID: FILE E 60425				
	Nominal Voltage $U_N$	Nominal Current $I_N$	Cross Section AWG	Cross Section $\text{mm}^2$
Use group F	500 V	13 A	26 - 14	-
Use group D	600 V	5 A	26 - 14	-

 <b>cULus Recognized</b> Approval ID: E60425				
	Nominal Voltage $U_N$	Nominal Current $I_N$	Cross Section AWG	Cross Section $\text{mm}^2$
Use group B	300 V	13 A	26 - 14	-
PE connection	-	-	26 - 14	-
Use group C	300 V	13 A	26 - 14	-
PE connection	-	-	26 - 14	-
Use group F	500 V	13 A	26 - 14	-
Use group D	600 V	5 A	26 - 14	-

# PTS 1,5/S-PE/L/L/3P - Ground terminal

1027885

<https://www.phoenixcontact.com/gb/products/1027885>



Phoenix Contact 2023 © - all rights reserved

<https://www.phoenixcontact.com>

PHOENIX CONTACT Ltd  
Halesfield 13, Telford  
Shropshire, TF7 4PG  
01952 681700  
[info@phoenixcontact.co.uk](mailto:info@phoenixcontact.co.uk)



**SCATTERGOOD  
& JOHNSON LTD**  
ELECTRICAL ENGINEERING & FLUID CONTROL DISTRIBUTORS

Est.1899

At Scattergood & Johnson Ltd, we pride ourselves on being a technical distributor to specialist industries.

Working with a range of quality product manufacturers across a number of specialist markets, we are not your average 'box shifter' - we are your technical and supply chain partner.

We fully support every product we sell - for free! Our internal team and external sales engineers can answer any product or application question, no matter the complexity.

Backing up this technical ability is a range of 50,000+ products available from stock for nationwide next day delivery (same day if required!), or you can collect what you need from any of our trade counters around the UK.

Select your specialist interest below to learn more about how we can help.



Online, In Branch and On the Road - Scattergood & Johnson Ltd, there when you need us.

**[www.scatts.co.uk](http://www.scatts.co.uk)**