

I/O

PROFINET I/O MODULES



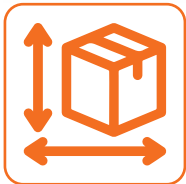
PROFINET IO MODULES

OVERVIEW

Ideal for critical, real time automation applications, the R Line and ZE Line Profinet IO modules combine the ease of use of Profibus DP with a standard Ethernet physical layer. The R Line is designed for flexible wiring requirements, small installation spaces, and high I/O density applications. Enabled to power external sensors and featuring isolation between inputs, outputs, and remaining low voltage circuits of 1 500 Vac, R Line modules with 2 Ethernet ports can be daisy chained with fault bypass to ensure Ethernet connection even if one module in the chain fails. The ZE Line provides easy power and serial link wiring by means of compact size of a bus housed in IEC EN 60715 rail. Maximum data concentration is also guaranteed. Both provide configuration via CODESYS softPLC software and Siemens TiA Portal and Simatic Step 7 design environment.

R-LINE

ZE-LINE



FLEXIBLE AND SPACE SAVING APPLICATIONS



HIGH I/O DENSITY



INTEGRATED NETWORKING



DAISY CHAIN (2 ETHERNET PORTS MODELS)



FAULT BYPASS (2 ETHERNET PORTS MODELS)



INDUSTRIAL RUGGEDNESS



PROFINET IO REAL-TIME CLASS 1



CONFIGURATION BY TIA PORTAL



CONFIGURATION BY CODESYS



T_{bus}=1ms

SHORT SCAN TIME



MACHINE AUTOMATION



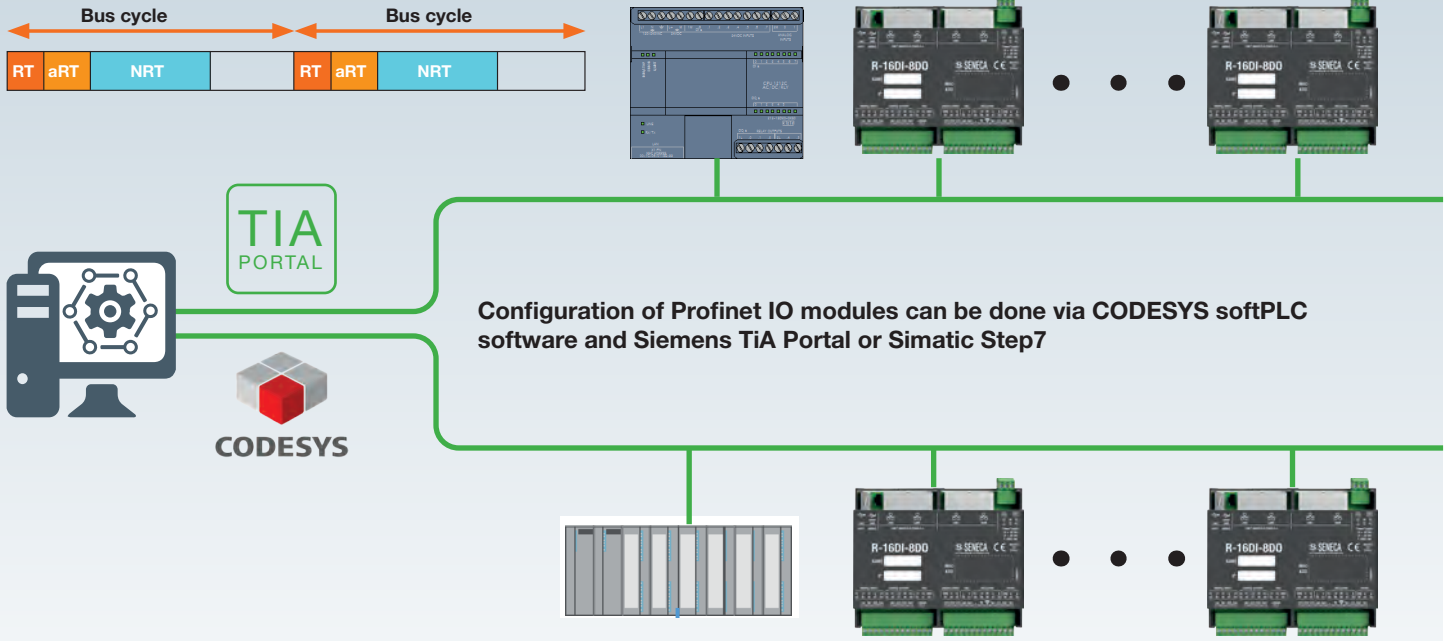
DECENTRALIZED PERIPHERY

PROFINET IO MODULES

CONFIGURATION

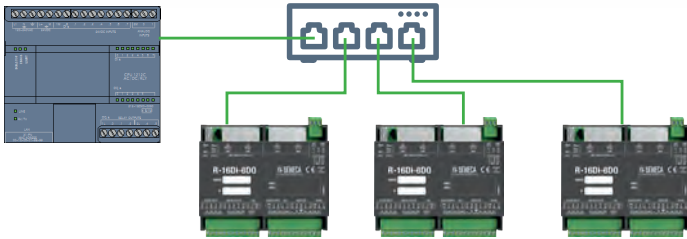
RT Class 1

R-Line modules support Profinet IO Class 1 (a version in which the different devices are not synchronized and each operates with its own cycle time Cyclic RT data transmission occurs at the beginning, followed by acyclic RT data, such as alarms At the end, a portion of bandwidth is reserved for non real time communication that can coexist on the same physical network (e.g TCP/IP based) In class 1 we attempt to achieve isochrony in a software manner, relying on Ethernet priorities, with Profinet packets defined as priority 6 and managed by standard switches.



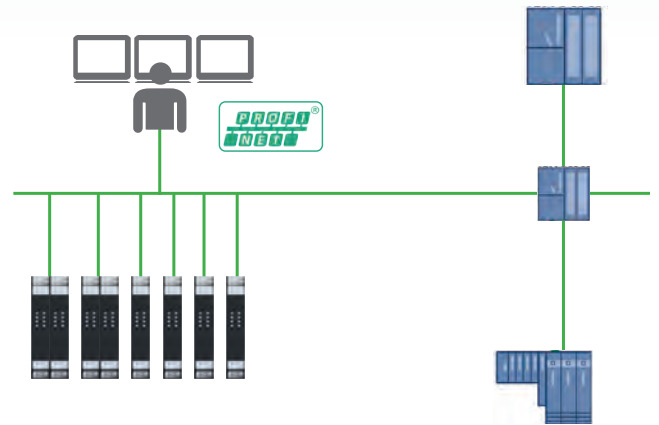
ARCHITECTURES

STAR CONNECTION (WITH SWITCH)

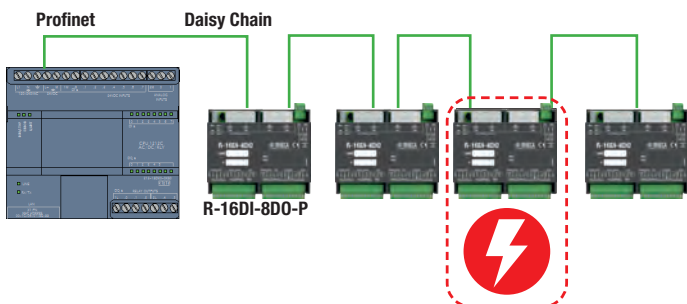


Connecting communication nodes to a switch with multiple PROFINET ports automatically creates a network topology with a star structure thanks to which the entire network does not fail if a single device fails.

STAR CONNECTION WITH PROFINET DEVICES

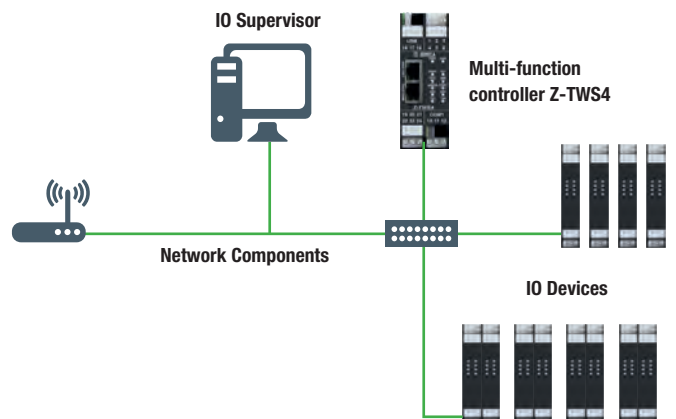


DAISY CHAIN CONNECTION WITH LAN FAULT BYPASS (MODELS WITH 2 ETHERNET PORTS)



Ethernet connection and data transmission active even in the event of failure or power failure of a module in the chain. This ensures availability and continuity of service.

STAR CONNECTION CONTROLLER IO MODULES



MODULI IO PROFINET

DIGITAL

R-16DI-8DO-P



16-CH digital inputs / 8-CH digital relay outputs Profinet IO module

R-32DI0-P



32-CH digital inputs/outputs Profinet IO module

GENERAL DATA

Power supply	10..40 Vdc; 19..28 Vac	10..40 Vdc; 19..28 Vac
Power consumption (max)	3 W	3 W
Isolation (max)	1,5 kVac (3-ways)	1,5 kVac (3-ways)
LED status indicators	Power supply Error Status Inputs / Outputs STS (IP address / DHCP) Profinet IO Communication	Power supply Error Status Inputs / Outputs STS (IP address / DHCP) Profinet IO Communication
Protection degree	IP20	IP20
Operating temperature	-25..+65°C	-25..+65°C
Dimension (wxhxd)	106 x 90 x 32 mm	106 x 90 x 32 mm
Weight	170 g	170 g
Case	PC / ABS self-extinguishing UL94-V0, color black	PC / ABS self-extinguishing UL94-V0, color black
Connections	Terminals pitch 3.5 mm Micro USB RJ45 (1 o2)	Terminals pitch 3.5 mm RJ45 (1 o2)
Installation	On DIN rail EN 60715, wall / panel-mounted	On DIN rail EN 60715, wall / panel-mounted
Programming	CoDeSys TIA Portal	CoDeSys TIA Portal
Special Functions	Dual Ethernet Daisy Chain Connection	Dual Ethernet Daisy Chain Connection
Approvals	CE	CE

COMMUNICATION

Interfaces	Nr.1 or 2 Ethernet ports (with fault-bypass LAN function) 100 baseT over RJ45	Nr.1 or 2 Ethernet ports (with fault-bypass LAN function) 100 baseT over RJ45
Scan time	2 ms	2 ms
Protocols	Profinet IO	Profinet IO
Ethernet communication cable between devices	CAT5 or CAT5e unshielded	CAT5 or CAT5e unshielded

DIGITAL INPUTS

Number	16	
Type	PNP with internal/external power supply, NPN with internal power supply; On/Off threshold: <8V; >9V	

DIGITAL OUTPUTS






Number	8	
Type	SPST dry contact relay; voltage/current max 30 Vac/dc / 1 A; response time 20 ms (P2P); contact life 5*106 op. / 105 op. with load	

DIGITAL INPUTS/OUTPUTS (DI/DO)

Number		32
Type		ON/OFF inputs: > 9 V; < 4 V; Vmax: 24 V MOSFET outputs, PNP; voltage/current max: 0.2 A / 24 V

MODULI IO PROFINET

ANALOG

	R-6RTD-P	R-SG-P	ZE-2AI-P	ZE-SG3-P
				
	COMING SOON	COMING SOON		COMING SOON
	6-CH RTD inputs Profinet IO module	Strain gauge converter Profinet IO module	2-CH analog inputs Profinet IO module	Strain gauge converter Profinet IO module
GENERAL DATA				
Power supply	10..40 Vdc; 19..28 Vac	10..40 Vdc; 19..28 Vac	10..40 Vdc; 19..28 Vac	10..40 Vdc; 19..28 Vac
Power consumption (max)	3 W	TBD	2 W	2 W
Isolation (max)	1,5 kVac (3-ways)	1,5 kVac	1,5 kVac	1,5 kVac
LED status indicators	Power supply Error Status Inputs / Outputs STS (IP address / DHCP) Profinet IO Communication	Power supply Error Status Inputs / Outputs STS (IP address / DHCP) Profinet IO Communication	Power supply Error Status Inputs / Outputs STS (IP address / DHCP) Profinet IO Communication	Power supply Error Status Inputs / Outputs STS (IP address / DHCP) Profinet IO Communication
Protection degree	IP20	IP20	IP20	IP20
Operating temperature	-25..+65°C	-25..+65°C	-25..+70°C	-25..+70°C
Dimension (wxhxd)	106 x 90 x 32 mm	110 x 52 x 32 mm	17,5 x 102,5 x 111 mm	17,5 x 102,5 x 111 mm
Weight	170 g	80 g	110 g	110 g
Case	PC / ABS self-extinguishing UL94-V0, color black	PC / ABS self-extinguishing UL94-V0, color black	PA6, color black	PA6, color black
Connections	Terminals pitch 3.5 mm RJ45 (1 o2)	Terminals pitch 3.5 mm RJ45 (x1)	Removable 3-way screw terminals, 5mm pitch for cable up to 2.5mm2 RJ45 (x1)	Removable 3-way screw terminals, 5mm pitch for cable up to 2.5mm2 RJ45 (x1)
Installation	On DIN rail EN 60715, wall / panel-mounted	On DIN rail EN 60715, wall / panel-mounted	IEC EN 60715 35mm DIN rail in vertical position	IEC EN 60715 35mm DIN rail in vertical position
Programming	CoDeSys TIA Portal	CoDeSys TIA Portal	CoDeSys TIA Portal	CoDeSys TIA Portal
Special Functions	Dual Ethernet Daisy Chain Connection LAN fault bypass	Daisy Chain LAN fault bypass		
Certificazioni	Approvals	CE	CE	CE
COMMUNICATION				
Interfaces	Nr.1 or 2 Ethernet ports (with fault-bypass LAN function) 100 baseT over RJ45	Nr.1 Ethernet port (with fault-bypass LAN function) 100 baseT on RJ45	Nr.1 Ethernet port (with fault-bypass LAN function) 100 baseT on RJ45	Nr.1 Ethernet port (with fault-bypass LAN function) 100 baseT on RJ45
Scan time	2 ms	2 ms	2 ms	2 ms
Protocols	Profinet IO	Profinet IO	Profinet IO	Profinet IO
Ethernet communication cable between devices	CAT5 or CAT5e unshielded	CAT5 or CAT5e unshielded	CAT5 or CAT5e unshielded	CAT5 or CAT5e unshielded
ANALOG INPUTS				
Number	6	1	2	1
Type	RTD (Pt100, Pt500, Pt1000, Ni100), 24 bit resolution	Acquisition and powering up to 4 (350 Ω) or 8 (1,000 Ω) strain gauge load cells, 4- or 6-wire connection, 87 Ω equivalent impedance	Voltage 0..30V, Current 0..20mA, Accuracy 0.1% f.s., Resolution 16 bits, Input protection 40V / 25mA	Acquisition and powering up to 4 (350 Ω) or 8 (1,000 Ω) strain gauge load cells, 4- or 6-wire connection, 87 Ω equivalent impedance
ANALOG OUTPUTS				
Number		1		1
Type		Retransmission of net weight in current (0..20, 4..20 mA) or voltage (0..5/10 V), 24-bit resolution		Retransmission of net weight in current (0..20, 4..20 mA) or voltage (0..5/10 V), 24-bit resolution
DIGITAL INPUTS/OUTPUTS (DI/DO)				
Number		2		2
Type		ON/OFF inputs: > 9 V; < 4 V; Vmax: 24 V MOSFET outputs, PNP; voltage/current max: 0.2 A / 24 V		ON/OFF inputs: > 9 V; < 4 V; Vmax: 24 V MOSFET outputs, PNP; voltage/current max: 0.2 A / 24 V

MODULI IO PROFINET

MIXED



R-8AI-8DIDO-P



8-CH analog inputs, 8-CH digital inputs/outputs
Profinet IO module

R-6RTD-8DIDO-P

COMING
SOON



8-CH RTD inputs, 8-CH digital inputs/outputs
Profinet IO module

ZE-4DI-2AI-2DO-P



4-CH digital inputs, 2-CH analog inputs,
2-CH digital outputs Profinet IO module

GENERAL DATA

Power supply	10..40 Vdc; 19..28 Vac	10..40 Vdc; 19..28 Vac	10..40 Vdc; 19..28 Vac
Power consumption (max)	3 W	3 W	4 W
Isolation (max)	1,5 kVac (3-ways)	1,5 kVac (3-ways)	3 kVac
LED status indicators	Power supply Error Status Inputs / Outputs STS (IP address / DHCP) Profinet IO Communication	Power supply Error Status Inputs / Outputs STS (IP address / DHCP) Profinet IO Communication	Power supply Error Status Inputs / Outputs STS (IP address / DHCP) Profinet IO Communication
Protection degree	IP20	IP20	IP20
Operating temperature	-25..+65°C	-25..+65°C	-25..+70°C
Dimension (wxhxd)	106 x 90 x 32 mm	106 x 90 x 32 mm	35 x 102,5 x 111 mm
Weight	170 g	170 g	110 g
Case	PC / ABS self-extinguishing UL94-V0, color black	PC / ABS self-extinguishing UL94-V0, color black	PA6, color black
Connections	Terminals pitch 3.5 mm RJ45 (1 ø2)	Terminals pitch 3.5 mm RJ45 (1 ø2)	Removable 3-way screw terminals, 5mm pitch for cable up to 2.5mm ² RJ45 (x1)
Installation	On DIN rail EN 60715, wall / panel-mounted	On DIN rail EN 60715, wall / panel-mounted	IEC EN 60715 35mm DIN rail in vertical position
Programming	CoDeSys TIA Portal	CoDeSys TIA Portal	CoDeSys TIA Portal
Special Functions	Dual Ethernet Daisy Chain Connection LAN fault bypass	Dual Ethernet Daisy Chain Connection LAN fault bypass	
Approvals	CE	CE	CE, UKCA

COMMUNICATION

Interfaces	Nr.1 or 2 Ethernet ports (with fault-bypass LAN function) 100 baseT over RJ45	Nr.1 or 2 Ethernet ports (with fault-bypass LAN function) 100 baseT over RJ45	Nr.1 Ethernet port (with fault-bypass LAN function) 100 baseT over RJ45
Scan time	2 ms	2 ms	2 ms
Protocols	Profinet IO	Profinet IO	Profinet IO
Ethernet communication cable between devices	CAT5 or CAT5e unshielded	CAT5 or CAT5e unshielded	CAT5 or CAT5e unshielded

DIGITAL INPUTS

Number			4
Type			PNP or NPN; Voltage input OFF < 4V, ON > 8V (max. 24 Vdc); Current input 20mA; current consumption 3mA@12Vdc, 10mA@24Vdc

ANALOG INPUTS

Number	8	6	2
Type	V (±30V), mV (±120mV), mA (±24mA), TC: J, K, T, E, N, R, S, B, L, Pt100 (±200°C)	RTD (Pt100, Pt500, Pt1000, Ni100), 24 bit resolution	Voltage 0..30V, Current 0..20mA, Accuracy 0.1% f.s., Resolution 16 bits, Input protection 40V / 25mA

DIGITAL OUTPUTS

Number			2
Type			SPDT dry contact relay; Voltage Max 250 Vac; Current Max 2A

DIGITAL INPUTS/OUTPUTS (DI/DO)

Number	8	8	
Type	ON/OFF inputs: > 9 V; < 4 V; Vmax: 24 V MOSFET outputs, PNP; voltage/current max: 0.2 A / 24 V	ON/OFF inputs: > 9 V; < 4 V; Vmax: 24 V MOSFET outputs, PNP; voltage/current max: 0.2 A / 24 V	

CODICI D'ORDINE

Codice	Descrizione
R-32DIDO-1-P	32-CH digital input/output Profinet IO module (1 ETH)
R-32DIDO-2-P	32-CH digital input/output Profinet IO module (2 ETH)
R-32DIDO-P	32-CH digital input/output Profinet IO module (2 ETH)
R-6RTD-1-P	6-CH RTD Profinet IO Module (1 ETH)
R-6RTD-2-P	6-CH RTD Profinet IO Module (2 ETH)
R-6RTD-8DIDO-1-P	6-CH RTD, 8-CH digital inputs / outputs Profinet IO module (1 ETH)
R-6RTD-8DIDO-2-P	6-CH RTD, 8-CH digital inputs / outputs Profinet IO module (2 ETH)
R-8AI-8DIDO-1-P	6-CH analog inputs, 8-CH digital inputs / outputs Profinet IO module (1 ETH)

Codice	Descrizione
R-8AI-8DIDO-2-P	6-CH analog inputs, 8-CH digital inputs / outputs Profinet IO module (2 ETH)
R-8AI-8DIDO-P	6-CH analog inputs, 8-CH digital inputs / outputs Profinet IO module (2 ETH)
R-KEY-LT-P	Profinet IO <-> ModBUS RTU / TCP-IP Compact Industrial Gateway
ZE-2AI-P	2-CH analog inputs, Profinet IO Module
ZE-4DI-2AI-2DO-P	4-CH digital inputs, 2-CH analog inputs, 2-CH digital outputs, Profinet IO module
ZE-SG3-P	Profinet IO strain gauge converter module
Z-KEY-2ETH-P	Industrial Gateway - Serial Device Server, 2xProfinet IO
Z-KEY-P	Gateway - ModBUS RTU / TCP-IP Profinet IO protocol converter



Indirizzo sede legale e operativa:

Via Austria, 26 - 35127 Padova (I)
T. +39 049 8705.359 - F. +39 049 8706.287
info@seneca.it - www.seneca.it



SCATTERGOOD & JOHNSON LTD

ELECTRICAL ENGINEERING & FLUID CONTROL DISTRIBUTORS

Est.1899

At Scattergood & Johnson Ltd, we pride ourselves on being a technical distributor to specialist industries.

Working with a range of quality product manufacturers across a number of specialist markets, we are not your average 'box shifter' - we are your technical and supply chain partner.

We fully support every product we sell - for free! Our internal team and external sales engineers can answer any product or application question, no matter the complexity.

Backing up this technical ability is a range of 50,000+ products available from stock for nationwide next day delivery (same day if required!), or you can collect what you need from any of our trade counters around the UK.

Select your specialist interest below to learn more about how we can help.



Online, In Branch and On the Road - Scattergood & Johnson Ltd, there when you need us.

www.scatts.co.uk