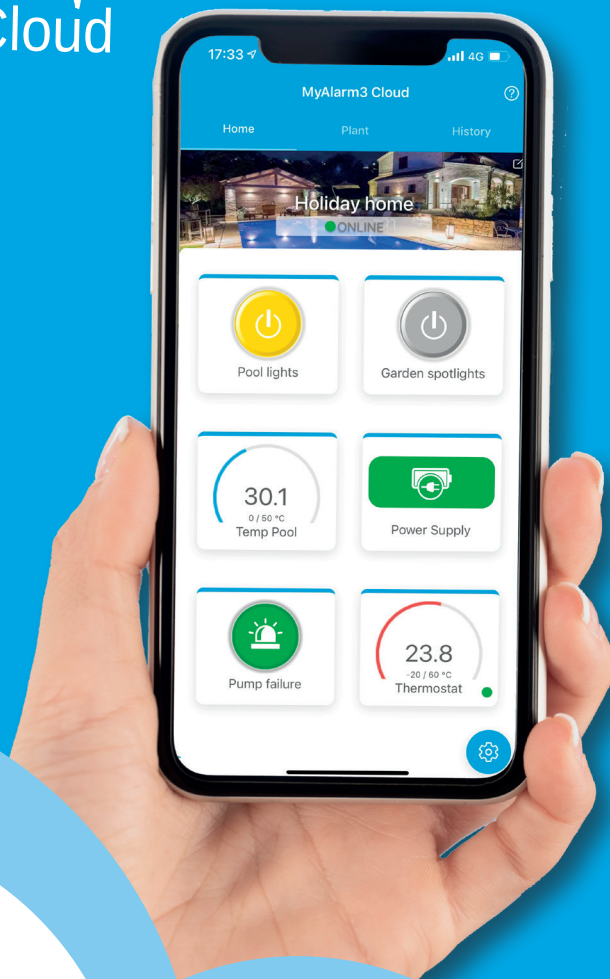
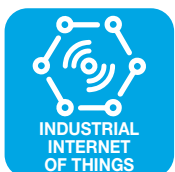


MYALARM3 CLOUD

REMOTE ALARM AND CLOUD BASED MONITORING UNIT



**MULTIFUNCTIONAL DEVICE
EASY USE VIA APP
NO PROGRAMMING REQUIRED**





MYALARM3 CLOUD

The cloud at your fingertips

MyAlarm3 Cloud is a system consisting of a GSM/GPRS intelligent control unit and a mobile app for remote control of homes, plants, machinery and unmanned installations. MyAlarm3 Cloud is a compact and reliable all-in one system for residential or industrial applications, in particular for automatic sending of data and alarms from unattended sites. The app offers the main functions useful for monitoring through an immediate consultation and a practical use both from Web browser and from mobile devices, allowing the management of alarms (in case of blackout, variation of digital contacts, exceeding thresholds of thresholds), timed, pulse and on/off commands (lights, motors, gates, pumps, overhead doors, HVAC contacts and crepuscle contacts). for HVAC systems and twilight contacts), GPS (position notifications, virtual fence alarm).


VERSATILITY AND MULTIFUNCTIONALITY




Remote control of unattended sites



Instant configuration via multilanguage iOS/Android App



Automatic sending of commands, data, alarms with push notifications



Extensive widget library to customize the application



Cloud interface



Real-time alerts and alarm management



On-off and time-based controls for gates, motors, pumps, lights, etc.



Opening / Closing temperature threshold contacts (HVAC systems)



Li-On rechargeable battery



GPS module (option)

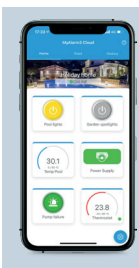
SYSTEM CONFIGURATION

1. SMART CONTROL UNIT



GSM/GPRS control unit including 4 digital inputs, 2 analogue inputs, 2 digital outputs, LCD display, NTC temperature sensor, input for external NTC sensor, back-up battery, GPS module (optional).

2. iOS / ANDROID MOBILE APP



Free MyALARM3 Cloud mobile app available from Apple or Android stores. This powerful app in 10 languages allows advanced system configuration in a simple way. It integrates tutorials, manuals and online help.



3. CLOUD SERVICE



In MyAlarm3 Cloud KIT is included a fee for the duration of 12 months from date of first activation. For information and service renewal costs please visit:

www.seneca.it/myalarm3cloud
help://cloud.seneca.it

SOME SCENARIOS AND APPLICATIONS



BOILER CONTROL



ANTI FLOODING SYSTEM



IRRIGATION SYSTEM



NETWORK VOLTAGE AND POWER CONSUMPTION CONTROL



HOLIDAY HOUSE REMOTE CONTROL



ACCESS CONTROL



POOL MANAGEMENT



LOCAL AUTOMATION



LIGHT MANAGEMENT



AUTOMATIC GATES OPENING



HVAC SYSTEM MONITORING



ALARM MANAGEMENT

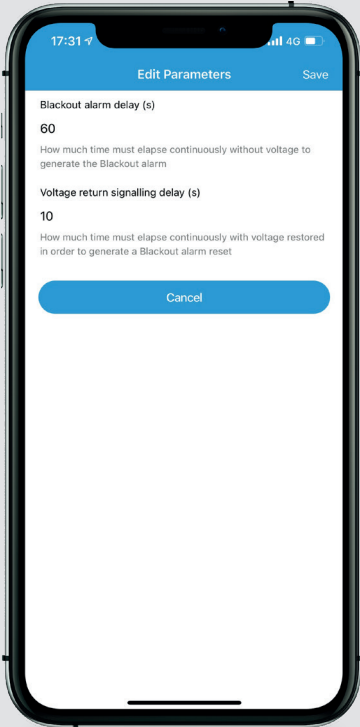


MYALARM3 CLOUD app

The most powerful and easy to use monitoring app

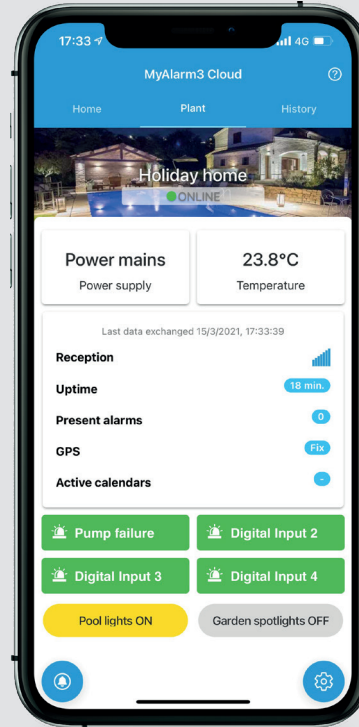


ADVANCED CONFIGURATION



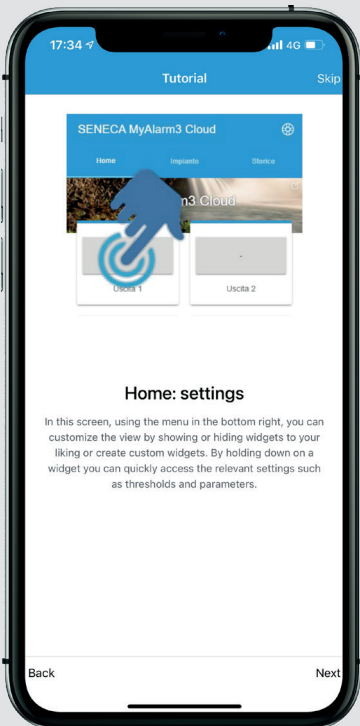
MyALARM3 Cloud app offers very high levels of parameterization and customization. For example, it allows you to easily set the critical times for the system such as the blackout alarm delay and the delayed power return signal. The app also guides the user through the customization of widgets, image backgrounds and all interface parameters (language, header, widget shape, camera, tab sorting).

ALARMS AND COMMANDS MANAGEMENT



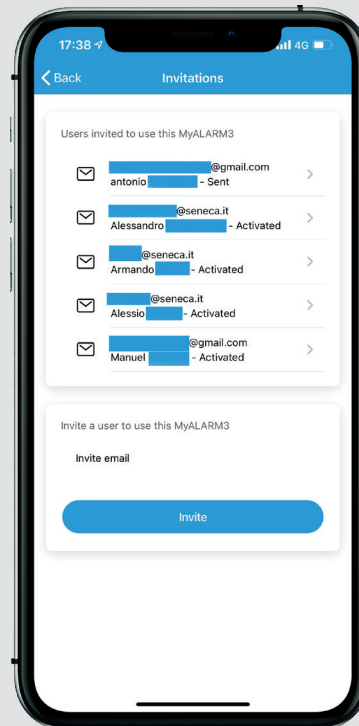
The range of alarms that can be managed in case of blackout, digital contact variations (and related counters), exceeding of analogue thresholds etc. is very wide. In addition to push notifications, these variations can also be matched with actions such as on/off, timed and impulsive commands, for example for opening/closing motors, pumps, gates, overhead doors, lights, twilight contacts (dawn / dusk), temperature thresholds (HVAC systems).

TUTORIAL AND ON-LINE HELP



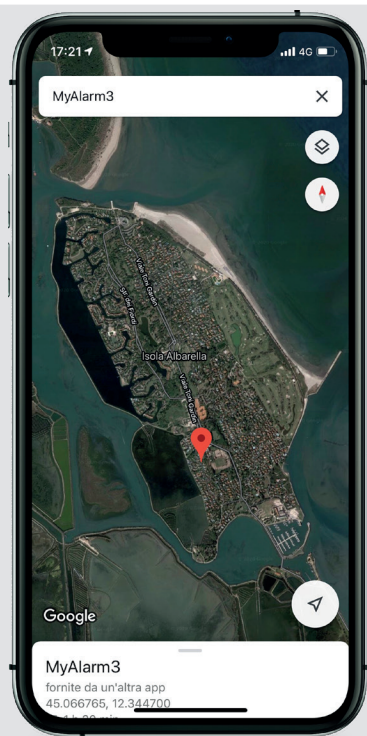
The app provides system setup instructions in graphical format, tutorials and step-by-step guides on managing, creating and customizing widgets, accessing history and system information. It also provides detailed online manuals that save learning time and reduce the risk of user errors.

USER AND INVITATION MANAGEMENT



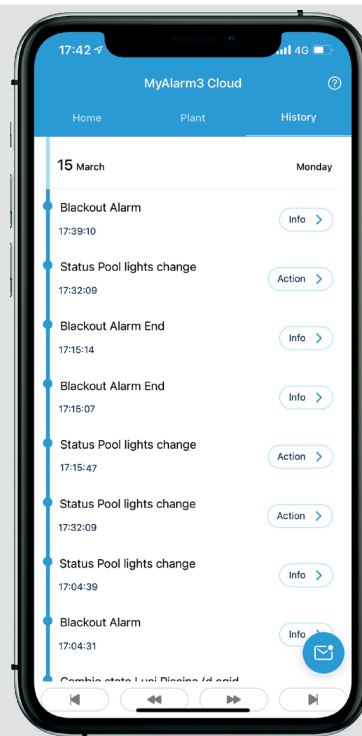
In order to obtain the maximum flexibility of management of the plant, MyAlarm3 Cloud allows you to connect multiple users (unlimited number) to the same plant with a multi-level access system: owner/administrator, editor, user with access through restricted area. The same instance of the app allows access to different installations.

GEOLOCATION



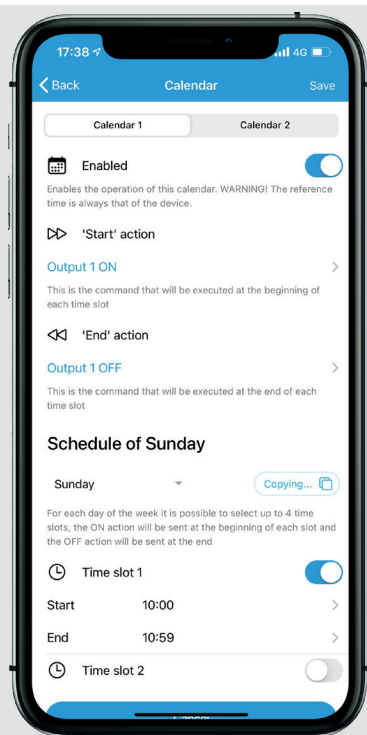
Through optional integrated GPS module, the app makes it possible to receive geolocation notifications and manage alarms, such as exceeding the virtual fence. The control and localization of the system via GPS increases the level of security and expands the range of applications even in mobile conditions.

ALARMS AND EVENTS LOG



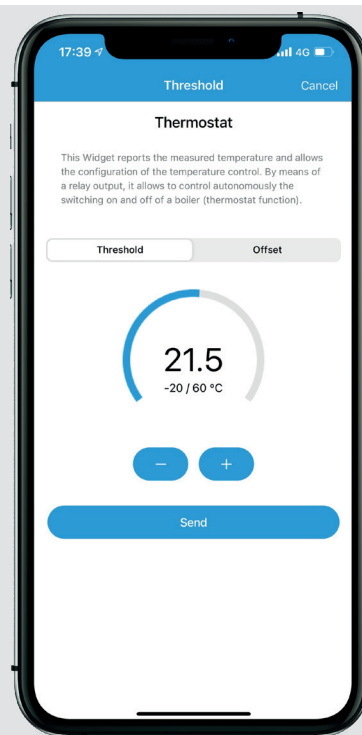
The application has a specific section for the visualization of the log alarms and events (statuses, alerts, errors, warnings) easily filterable and consultable. Reports of offline devices and loading of updates are also provided. The availability of this data provides concrete analysis to monitor plants and obtain a unified view of the operational integrity status.

CALENDAR AND SCHEDULING



Once the calendar is set and enabled, the app allows you to send commands at the beginning/end of the time slot, such as turning lights on or off at set times, with the availability of 2 weekly calendars programmable up to 4 time slots).

THERMOSTAT FUNCTION



The app allows you to set, modify and send temperature parameters and the alarm associated with exceeding the threshold value. MyALARM3 Cloud behaves in this way as an electronic thermostat to control the room temperature, during heating or air conditioning, with GSM/GPRS module incorporated.

MYALARM3 CLOUD

TECHNICAL FEATURES

GENERAL DATA	
Power supply	6-15 Vdc
Power consumption	3.5 W (max)
Voltage output	12 Vdc @50mA(Max Current)
Protection degree	IP40
Battery	Rechargeable Li-Ion, 3.7 V -1100 mAh, autonomy up to 5 h
Status signals	Power supply - GSM / GPRS - Device status
Temperature probe	Internal NTC, optional external probe
Connections	Spring terminals, 3.5 mm pitch - Connector for Micro USB SMA connector for GSM antenna - MMCX for GPS (optional) Push-Push slot for SD card and SD HC card / max 32GB
CPU	ARM 120 MHz 32 bit
Flash memory	1 MB + 8 MB
SD Support	Push-Push for SD card and SD HC card / max 32GB
SD supplied	Yes
SIM Slot	Push-Push for Mini SIM (15 x 25 mm)
SIM supported	Mini SIM card (15x25 mm)
Protocols	MQTT, HTTPS
Display	LCD 128x32 Dots with visible area 39 mm x 8,6 mm
Status LED	On/Off, Network Search, Internet Access
GSM	Quad band 850 / 900 / 1800 / 1900 MHz; push-pull SIM port slot, SIM card support
GPS	RECEIVER 22 channels - SENSITIVITY -165 dBm FIX TIME 32 s typical - ACCURACY Up to 2.5 m
Dimensions	80 x 105 x 30 mm
Weight	150 g
Operating Temperature	0..+45°C (recommended); -20..+55°C (with battery not charging);
Material	ABS polycarbonate
Mounting	DIN rail or wall mount

APP FUNCTIONS AND SETTINGS

Management app	MyALARM3 Cloud
Widgets available	Analog MAX, Analog MIN, Threshold Counter, Digital Input, GPS Fence, Digital Output, No power supply, Sunrise and sunset, Minimum temperature, Maximum temperature, Boiler (minimum temperature), Air conditioner (aka maximum temperature), Custom widget to send a command
Store	Playstore, App Store
Interface languages	Italian, English, French, German, Spanish, Dutch, Portuguese, Greek, Russian, Romanian
Cloud service	12 months free from activation
Alarm management	Blackout, digital contacts, impulsive contacts, timed contacts, twilight contacts, counters, analog min/max thresholds, motorized utility control, GPS virtual fence
Widget management	Units of measure, tags, messages, actions
History	Alarm log, events, calendar
Menù	Dashboard, calendar, time zone, device selection
Options	App parameters, device status, account, online help, privacy, user license, information
Home	Utilities control, alarm status, temperature, power grid
System management	Power grid, temperature, GSM/GPRS network, GPS, present alarms, uptime, I/O management

DIGITAL INPUTS

Channels	4
Type	REED Contact, PNP, Pulscap, relay
Max frequency	30 Hz

ANALOG INPUTS

Channels	2
Type	Current 0..20 mA (max impedance 60 Ω); voltage 0..30 V (max impedance 100 kΩ)
Resolution	16 bit
Accuracy	0,1% f.s.

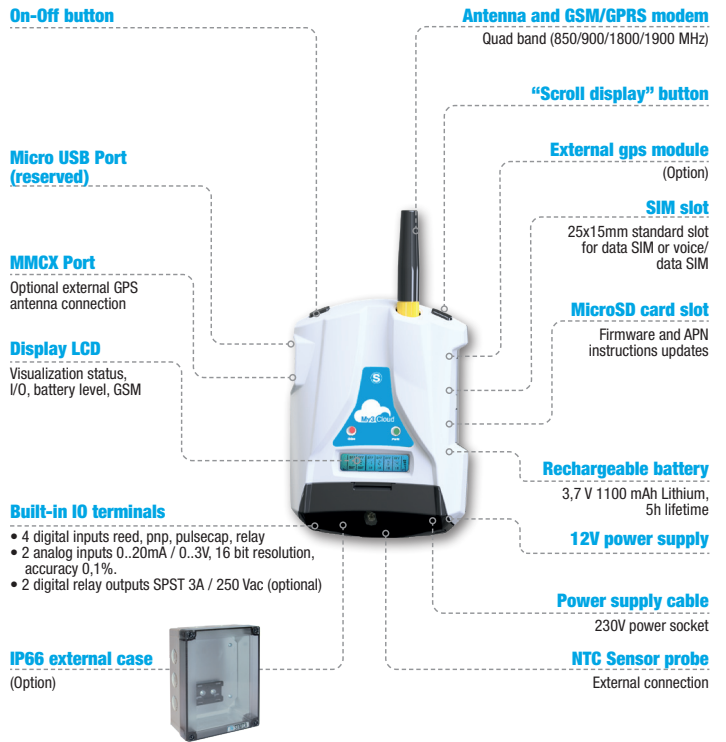
DIGITAL OUTPUTS

Channels	2
Type	SPST Relay 3 A / 250 Vac

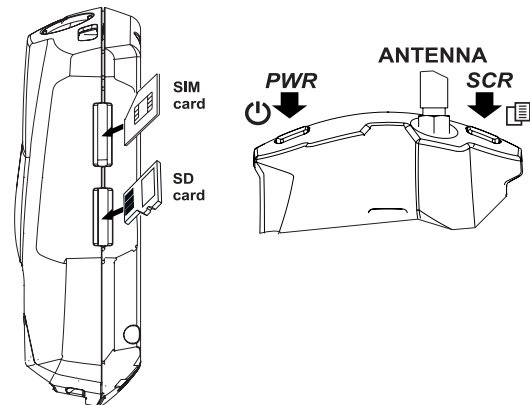
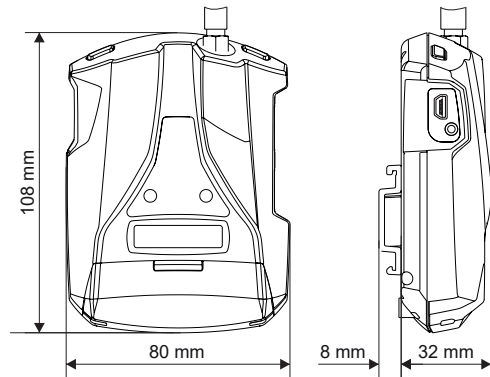
STANDARD

Approvals	CE
Norms	EN 60950, EN 301511, EN 301 489-7, EN 301489-1

A CONCENTRATE OF TECHNOLOGY AND DESIGN



DIMENSION



MYALARM3 CLOUD

EQUIPMENT



Included with MyALARM3 Cloud

- 1) MyALARM3 Cloud unit, 2) Quick Start Guide,
- 3) 12V power supply, 4) GSM/GPRS stylus antenna with SMA connector,
- 5) Micro SD card, 6) Docking system, 7) V-SIM card.

ACCESSORIES

A-GSM



External GSM dual band antenna, cable 3.2 m

A-GSM-DIR- 5M



GSM/UMTS triband directional antenna, 5m cable, SMA

A-GSM-OMNIDIR



GSM-UMTS-WIFI omnidirectional antenna

A-GSM-QUAD-N



High performance GSM quadband antenna

A-GPS



External GPS antenna with magnetic base

FD01



Photodetector for pulse counting

MY2-KITIP66



ABS kit for quick mounting with IP66 protection rating for field applications

NTC-150



External NTC probe 1.5 m

ORDER CODES

VERSIONS / OPTION	CODE	DESCRIPTION
Base unit	MY3CLOUD	Cloud based GSM/GPRS remote alarm unit
SPST relay	-0	Relay board not present
	-R	Relay board present
Reserved slot	-0	Non-modified
GPS	-0	GPS module not present
	-G	GPS module present
Colors	-G	Grey color

ACCESSORIES

CODE	DESCRIPTION
A-GPS	External GPS antenna with magnetic base and MMCX connection
A-GSM	External multi-band antenna with 3 m cable and SMA male connector
A.GSM-DIR-5M	Compact directional antenna GSM-DECT-UMTS
A-GSM-OMNIDIR	Omnidirectional GSM-UMTS-WIFI Antenna
A-GSM-OMNIDIR-10	Omnidirectional GSM-UMTS-WIFI antenna with 10 m cable length
ALIM-MY2	Replacement power supply
BATT-MY2	Replacement battery
CU-A-MICRO-B	USB-A Micro USB-B 5 P plug cable
MSD	MicroSD card with SD adapter
MY2-KITIP66	ABS IP66 Kit for quick mounting in the field
NTC-150	External NTC probe 1,5 m

SERVICES AND SOFTWARES

CODE	DESCRIPTION
MY3C-1Y	Cloud service renewal 12 months
MyAlarm3 Cloud app	Management app for iOS 11.0 or later, Android 4.4 or later, and web



Via Austria, 26 • 35127 Padova - (I) - Tel. +39 049 87.05.359
 Fax +39 049 87.06.287 • www.seneca.it • info@seneca.it



**SCATTERGOOD
& JOHNSON LTD**
ELECTRICAL ENGINEERING & FLUID CONTROL DISTRIBUTORS

Est.1899

At Scattergood & Johnson Ltd, we pride ourselves on being a technical distributor to specialist industries.

Working with a range of quality product manufacturers across a number of specialist markets, we are not your average 'box shifter' - we are your technical and supply chain partner.

We fully support every product we sell - for free! Our internal team and external sales engineers can answer any product or application question, no matter the complexity.

Backing up this technical ability is a range of 50,000+ products available from stock for nationwide next day delivery (same day if required!), or you can collect what you need from any of our trade counters around the UK.

Select your specialist interest below to learn more about how we can help.



Online, In Branch and On the Road - Scattergood & Johnson Ltd, there when you need us.

www.scatts.co.uk