



WT160-F450

SICK
Sensor Intelligence.



Illustration may differ



Ordering information

Type	Part no.
WT160-F450	6022804

Other models and accessories → www.sick.com/

Detailed technical data

Features

Functional principle	Photoelectric proximity sensor
Functional principle detail	Background suppression
Dimensions (W x H x D)	11 mm x 23 mm x 38 mm
Housing design (light emission)	Rectangular
Sensing range max.	0 mm ... 115 mm ¹⁾
Sensing range	0 mm ... 100 mm ¹⁾
Type of light	Visible red light
Light source	LED
Wave length	680 nm

¹⁾ Object with 90% remission (based on standard white, DIN 5033).

Mechanics/electronics

Supply voltage	10 V DC ... 30 V DC
Ripple	± 10 %
Current consumption	25 mA ¹⁾
Switching output	PNP
Switching mode	Light/dark switching
Switching mode selector	Selectable via light/dark rotary switch
Response time	≤ 0.5 ms ²⁾
Connection type	Male connector M8, 4-pin
Housing material	Plastic, PBT
Optics material	Plastic, PMMA
Enclosure rating	IP67

¹⁾ Without load.

²⁾ Signal transit time with resistive load.

Ambient operating temperature	-25 °C ... +55 °C
Ambient temperature, storage	-40 °C ... +70 °C
UL File No.	NRNT2.E128350 & NRNT8.E128350

1) Without load.

2) Signal transit time with resistive load.

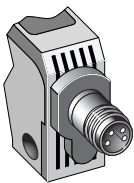
Safety-related parameters

MTTF_D	2,083 years
DC_{avg}	0 %

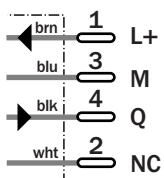
Classifications

eCl@ss 5.0	27270903
eCl@ss 5.1.4	27270903
eCl@ss 6.0	27270903
eCl@ss 6.2	27270903
eCl@ss 7.0	27270903
eCl@ss 8.0	27270903
eCl@ss 8.1	27270903
eCl@ss 9.0	27270903
eCl@ss 10.0	27270904
eCl@ss 11.0	27270904
ETIM 5.0	EC001821
ETIM 6.0	EC001821
ETIM 7.0	EC002719
UNSPSC 16.0901	39121528

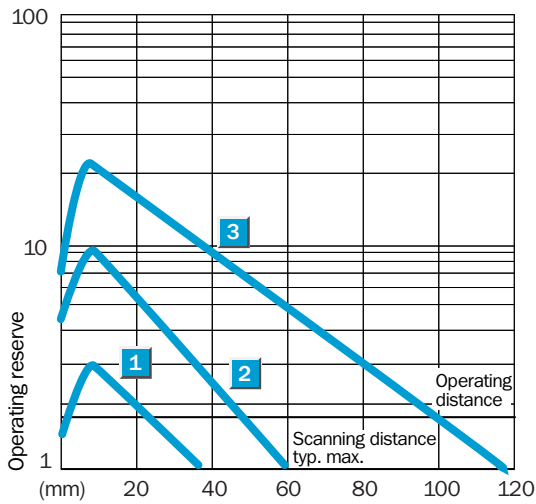
Connection type



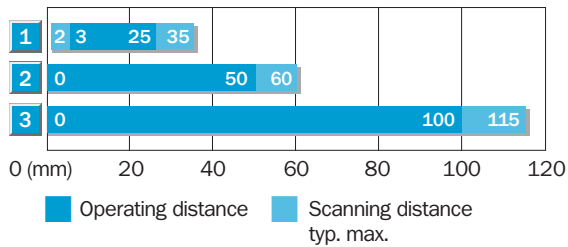
Connection diagram



Characteristic curve

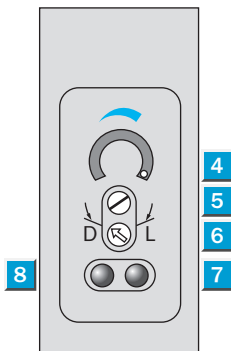


Sensing range diagram



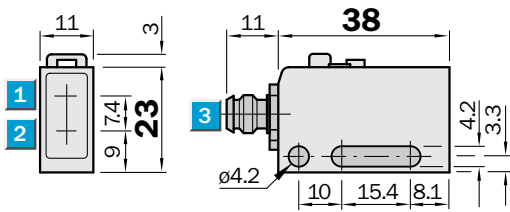
1	Scanning range on black, 6 % remission
2	Scanning range on grey, 18 % remission
3	Scanning range on white, 90 % remission

Adjustments



- ④ Scaling 270°
- ⑤ Sensitivity control
- ⑥ Light/ dark rotary switch: L = light switching, D = dark switching
- ⑦ Orange LED indicator : switching output active
- ⑧ Green LED indicator: light reception with operating reserve >1.1 and < 0.9

Dimensional drawing (Dimensions in mm (inch))



- ① Center of optical axis, receiver
- ② Center of optical axis, sender
- ③ Connection

SICK AT A GLANCE

SICK is one of the leading manufacturers of intelligent sensors and sensor solutions for industrial applications. A unique range of products and services creates the perfect basis for controlling processes securely and efficiently, protecting individuals from accidents and preventing damage to the environment.

We have extensive experience in a wide range of industries and understand their processes and requirements. With intelligent sensors, we can deliver exactly what our customers need. In application centers in Europe, Asia and North America, system solutions are tested and optimized in accordance with customer specifications. All this makes us a reliable supplier and development partner.

Comprehensive services complete our offering: SICK LifeTime Services provide support throughout the machine life cycle and ensure safety and productivity.

For us, that is “Sensor Intelligence.”

WORLDWIDE PRESENCE:

Contacts and other locations –www.sick.com