



Product designation				Add-on auxiliary contacts
Product type designation				SM2X
Description				Add-on auxiliary contacts - side mount
Accessories for				SM2R..., SM3R...
Auxiliary contact characteristics				
Type of contact				1NO + 1NC
Rated insulation voltage U_i IEC/EN		V	690	
Rated impulse withstand voltage U_{imp}		kV	4	
UL/CSA and IEC/EN 60947-5-1 designation				A600 – Q300
Operating current AC15				
	24V	A	10	
	48V	A	10	
	60V	A	10	
	110V	A	6	
	230V	A	3	
	400V	A	1.9	
	500V	A	1.4	
Operating current DC13				
	24V	A	2.5	
	48V	A	2.5	
	60V	A	2.5	
	110V	A	0.55	
	125V	A	0.55	
	220V	A	0.27	
Mechanical features				
Tightening torque for terminals				
	min	Nm	1	
	max	Nm	1	
	min	Ibin	9	
	max	Ibin	9	
Conductor section				
AWG/Kcmil				
	min	18		
	max	14		
Flexible w/o lug conductor section				
	min	mm ²	0.75	
	max	mm ²	2.5	
Flexible c/w lug conductor section				
	min	mm ²	0.75	
	max	mm ²	2.5	
Operating position				
	normal allowable			Vertical Any

Terminals

type	Screw
tool	Pz2

Weight

g	40
---	----

Operations

Mechanical life

cycles	100000
--------	--------

Ambient conditions

Temperature

Operating temperature

min	°C	-20
max	°C	+70

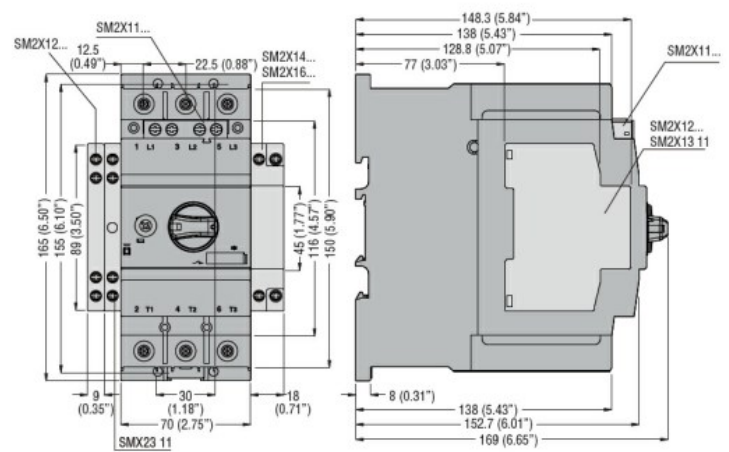
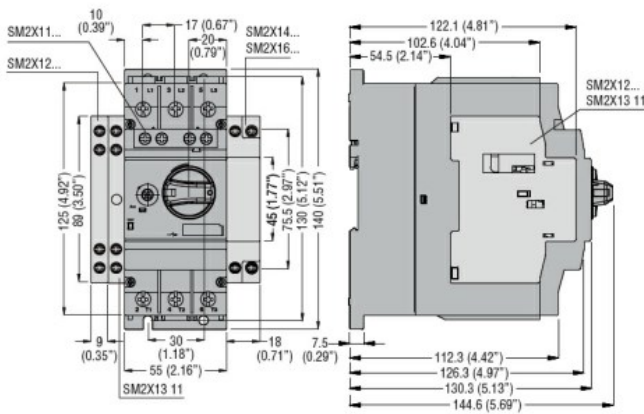
Storage temperature

min	°C	-50
max	°C	+80

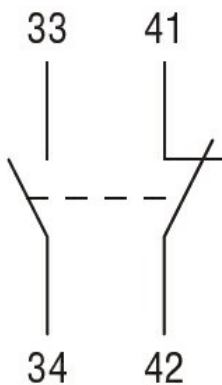
Max altitude

m	3000
---	------

Dimensions [mm (in)]



Wiring diagrams



Certifications and compliance

Compliance

CSA C22.2 n° 14

IEC/EN 60947-1

IEC/EN 60947-5-1

UL508

Certificates

cULus

EAC

ETIM classification