



Reactive current control relay
DCRM2

Product designation

Product type designation

Auxiliary supply

Rated auxiliary supply voltage U_s
AC

min	VAC	380
Max	VAC	415

Auxiliary operating range		0.85...1.1 U_s
Auxiliary rated frequency	Hz	50/60 $\pm 5\%$
Power consumption Max	VA	4.4
Power dissipation Max	W	2.4
Immunity time for microbreakings	ms	≤ 17

Voltage inputs

Rated voltage (U_e)	VAC	480VAC (rated max)
Operating range		80...528VAC
Frequency range	Hz	50 or 60Hz $\pm 1\%$ self configurable
Type of measure		True RMS value
No-voltage release	ms	≥ 8
Measurement input impedance	k Ω	$> 1M\Omega$
Type of connection		L1-L2 or L-N

Current inputs

Number of current input	Nr.	1
Type of input		Shunt supplied by external current transformer (low voltage). Max 5A
Measurement range		0.1...6A~
Measurement method		True RMS value
Constant overload	I_e	1.2 I_e
Overload peak	A	10 I_n for 1s
Dynamic peak	A	160A for 10ms
Burden per phase	W	$\leq 0.6W$

Adjustments

C/K step 1 and 2		OFF / 0.15...2
Connectin / Disconnection delay	s	1...60s
System configuration		3-phase - 1-phase

Measurement data

Type of voltage and current measurement		True RMS value
---	--	----------------

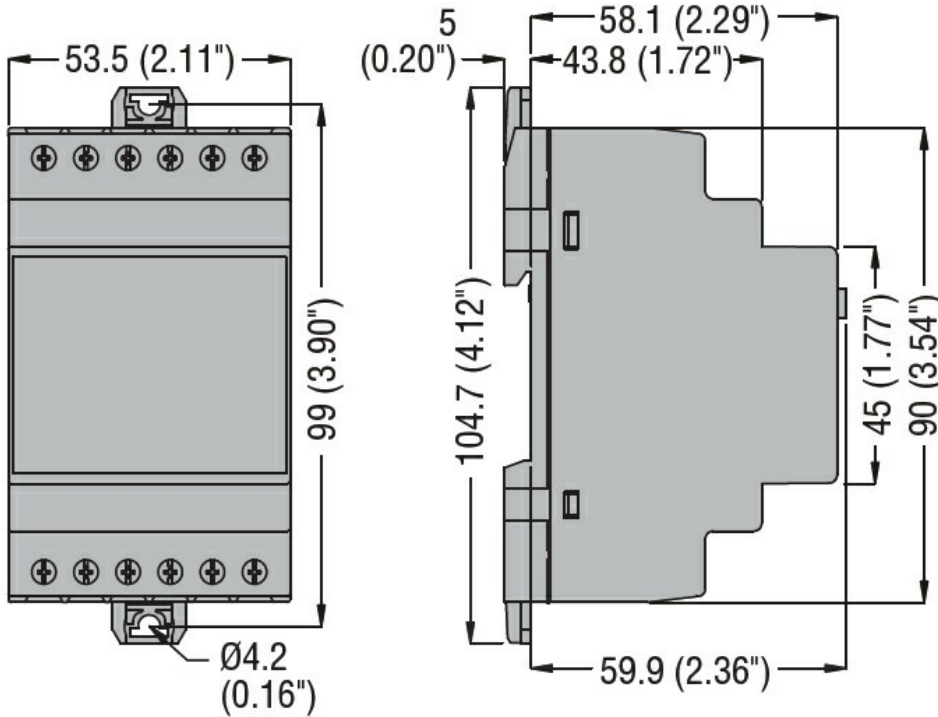
Relay outputs

Number of relay output	Nr.	2
Contact arrangement		2 x 1 C/O-SPDT

Rated current				8A 250VAC AC1
UL/CSA and IEC/EN 60947-5-1 designation				B300
Maximum switching voltage	VAC			400
Electrical life (with rated load)	cycles			10 ⁵
Mechanical life	cycles			30 x 10 ⁶
Insulations				
Rated insulation voltage Ui IEC/EN	V			480
Rated impulse withstand voltage Uimp	kV			6
Operating frequency withstand voltage	kV			2.5
Connections				
Type of terminal				Screw, fixed
Conductor cross section				
	min	mm ²	0.2	
	Max	mm ²	4	
	min	AWG	24AWG (18AWG according to UL/CSA)	
	Max	AWG	12	
Tightening torque (Max)				
		Nm	0.8	
		lbin	7 (7-9 according to UL/CSA)	
Ambient conditions				
Temperature				
	Operating temperature			
	min	°C	-20	
	max	°C	+60	
	Storage temperature			
	min	°C	-30	
	max	°C	+80	
Relative humidity		%	<80%	
Maximum Pollution degree				2
Overvoltage category				3
Measurement category				III
Max altitude		m	2000	
Climatic sequence				Z/ABDM (IEC/EN 60068-2-61)
Shock resistance				15g (IEC/EN 60068-2-27)
Vibration resistance				0.7g (IEC/EN 60068-2-6)
Housing				
Execution				Modular, 3 modules (DIN 43880)
Material				Polyamide
Mounting				On 35mm DIN rail (IEC/EN 60715) or by screws using extractible clips
Degree of protection				IP40 on front, IP20 at terminals

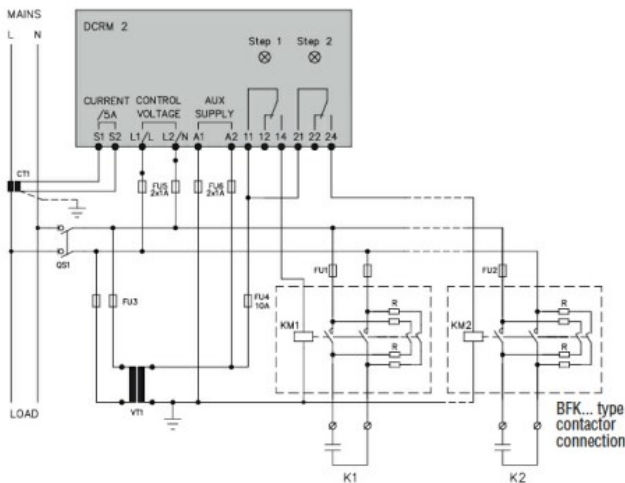
Dimensions (W x H x D)	mm	53.5 x 104.7 x 64.9
Weight	g	284

Dimensions [mm (in)]

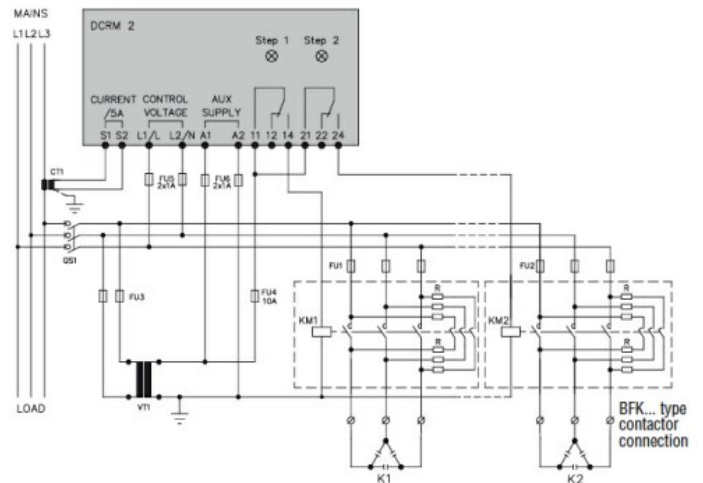


Wiring diagrams

Single-phase connection



Three-phase connection



Certifications and compliance

Compliance

- CSA C22.2 n°14
- IEC/EN 60255-5
- IEC/EN 61000-6-2
- IEC/EN 61000-6-3
- IEC/EN 61010-1
- UL 508

Certificates

- cULus
- EAC

ETIM classification

ETIM 8.0

EC001440 -
Current
monitoring relay