





















Basic modules (without connector)

Valve Modules					Size 1	Size 2				
	Symbol	Description	Actuator	Pilot connector	W (g)	Order code	W (g)	Order code		
 <p>Size 1 Dual 4/2</p>		4/2 Spring return	Solenoid	M8 Lockable	68	<b>P2M1T4ES2C</b>	74	<b>P2M2T4ES2C</b>		
			Air pilot	Clip	68	<b>P2M1T4ES2CW</b>	74	<b>P2M2T4ES2CW</b>		
	 <p>Size 1</p>		4/2 Double pilot	Solenoid	M8 Lockable	77	<b>P2M1T4EE2C</b>	83	<b>P2M2T4EE2C</b>	
				Air pilot	Clip	77	<b>P2M1T4EE2CW</b>	83	<b>P2M2T4EE2CW</b>	
		 <p>Size 1</p>		2 x 3/2 NC + NC with exhaust check valves	Solenoid	M8 Lockable	80	<b>P2M1TDEE2C</b>	94	<b>P2M2TDEE2C</b>
					Air pilot	Clip	80	<b>P2M1TDEE2CW</b>	94	<b>P2M2TDEE2CW</b>
 <p>Size 2</p>		2 x 3/2 NO + NO with exhaust check valves	Solenoid	M8 Lockable	80	<b>P2M1TCEE2C</b>	94	<b>P2M2TCEE2C</b>		
			Air pilot	Clip	80	<b>P2M1TCEE2CW</b>	94	<b>P2M2TCEE2CW</b>		
	 <p>Size 2</p>		2 x 3/2 NC + NO with exhaust check valves	Solenoid	M8 Lockable	80	<b>P2M1TEEE2C</b>	94	<b>P2M2TEEE2C</b>	
				Air pilot	Clip	80	<b>P2M1TEEE2CW</b>	94	<b>P2M2TEEE2CW</b>	
	 <p>Size 2</p>		2 x 4/2 Spring return with exhaust check valves	Solenoid	M8 Lockable	88	<b>P2M1TJEE2C</b>			
				Air pilot	Clip	88	<b>P2M1TJEE2CW</b>			
 <p>Size 2</p>			3/2 NC with exhaust check valves	Solenoid	M8 Lockable	76	<b>P2M1T3ES2C</b>	90	<b>P2M2T3ES2C</b>	
				Air pilot	Clip	76	<b>P2M1T3ES2CW</b>	90	<b>P2M2T3ES2CW</b>	
 <p>Size 2</p>		4/3 Centre exhaust 2 x 3/2 NC + NC without exhaust check valves	Solenoid	M8 Lockable	80	<b>P2M1TGEE2C</b>	94	<b>P2M2TGEE2C</b>		
			Air pilot	Clip	80	<b>P2M1TGEE2CW</b>	94	<b>P2M2TGEE2CW</b>		
			Air pilot	Clip	70	<b>P2M1TGPP</b>	84	<b>P2M2TGPP</b>		




Island head and intermediate module sets

Valve Modules		Description	W (g)	Order code
 <p>P2M2HXT01</p>	 <p>P2M2BXT0A</p>	Valve island pneumatic head and tail module set	64	<b>P2M2HXT01</b>
		Valve island intermediate supply module with a set of 4 configuration plates	64	<b>P2M2BXT0A</b>

Clip-On pneumatic connectors \*

Valve Modules					Size 1	Size 2	
	Description	Tube OD	W (g)	Order code	W (g)	Order code	
	Straight connector	G1/8"	2	<b>FMDG1-1</b>			
		4 mm	2	<b>FMD04-1</b>			
		6 mm	3	<b>FMD06-1</b>	3	<b>FMD06-2</b>	
		8 mm			4	<b>FMD08-2</b>	
		10 mm			5	<b>FMD10-2</b>	
		12 mm			6	<b>FMD12-2</b>	
	Elbow connector	G1/8"	3	<b>CMDG1-1</b>			
		4 mm	3	<b>CMD04-1</b>			
		6 mm	5	<b>CMD06-1</b>	5	<b>CMD06-2</b>	
		8 mm			6	<b>CMD08-2</b>	
		10 mm			7	<b>CMD10-2</b>	
		12 mm			8	<b>CMD12-2</b>	
	Silencer				5	<b>MMDVA2</b>	
	Plug		3	<b>PMDXX1</b>	5	<b>PMDXX2</b>	

Electrical connectors

	Description	Connector type	Cable length	W (g)	Order code	
 <p>M8 lockable connector</p>  <p>Clip connector</p> 	Individual lockable connector – IP67	M8 / 2 x Flying leads	2 meters	62	<b>P8LS08L226C</b>	
	Including LED and surge protection		5 meters	155	<b>P8LS08L526C</b>	
	2 Flying leads		9 meters	180	<b>P8LS08L926C</b>	
	Clip connector – IP40	1 x Clip connector	1 meter	8	<b>P8LW021C</b>	
	Individual: Including 2 flying leads		2 meter	12	<b>P8LW022C</b>	
	Multiple: Including 1 common (0 Vdc) and 1 flying lead per connector	2 x Clip connectors	1 meter	12	<b>P8LW021C02</b>	
		4 x Clip connectors	1 meter	20	<b>P8LW021C04</b>	
		8 x Clip connectors	1 meter	36	<b>P8LW021C08</b>	
	Straight cable quick connect to thread connector, IP67 protected		M8		12	<b>P8CS0803J</b>
			M12		15	<b>P8CS1204J</b>