

# HC-M-03-CT-M - Contact insert module



1414358

<https://www.phoenixcontact.com/gb/products/1414358>

Please be informed that the data shown in this PDF document is generated from our online catalog. Please find the complete data in the user documentation. Our general terms of use for downloads are valid.

---



Contact insert module, number of positions: 3, power contacts: 3, control contacts: 0, Pin, Crimp connection, 500 V, 40 A, 1.5 mm<sup>2</sup> ... 6 mm<sup>2</sup>, application: Power

# HC-M-03-CT-M - Contact insert module



1414358

<https://www.phoenixcontact.com/gb/products/1414358>

## Technical data

### Notes

General	For HEAVYCON housing type B6 to B48, HC-M-B...MF-... hinged module carrier frame required, CK4,0..... crimp contacts, crimp contacts not supplied as standard.
General	Connectors may be operated only when there is no load/voltage.

### Mounting

Assembly note	<p>To ensure correct use, installation in housing with IP54 protection or better is required</p> <p>The <b>UNIFOX RT-CK 4.0</b> tool (Item No. 1072064) is required <b>for removing</b> the crimp contacts.</p> <p>At every "C" contact chamber, the position of the contact retaining springs is marked with two black markings on the connection side. From the connection side, the tool is pushed over the contact in a position-oriented manner, so that it touches both the retaining springs. Then insert it up to the limit stop. <b>Do not turn the inserted tool.</b> Push the conductor out of the insulating body along with the tool from the connection side.</p>
---------------	---

### Product properties

Product type	Modular contact insert
Series	HC-M-03
Application	Power
Number of positions	3
Connection profile	3
Contact numbering	1 - 3
Number of module slots	1
No. of power contacts	3
No. of control contacts	0
Contact material type	turned

### Insulation characteristics

Overvoltage category	III
Degree of pollution	3

### Connection data

#### Connection technology

Connection technology	Crimp connection
Connection in acc. with standard	IEC / EN

#### Conductor connection

Conductor cross section	1.5 mm <sup>2</sup> ... 6 mm <sup>2</sup>
Connection cross section AWG	16 ... 8
Stripping length of the individual wire	9 mm (for 1.5 ... 2.5 mm <sup>2</sup> )

# HC-M-03-CT-M - Contact insert module

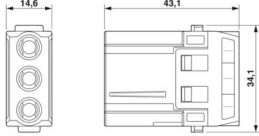


1414358

<https://www.phoenixcontact.com/gb/products/1414358>

14 mm (for 4 mm<sup>2</sup> ... 6 mm<sup>2</sup>)

## Dimensions

Dimensional drawing	
Width	34.2 mm
Height	43.1 mm
Length	14.6 mm

## Mechanical characteristics

Minimum housing height	52 mm
Contact diameter	4 mm

## Electrical properties

Rated voltage (III/2) contacts	830 V
Rated voltage (III/3)	500 V
Rated surge voltage (III/2)	8 kV
Rated surge voltage (III/3)	6 kV
Rated surge voltage	6 kV
Rated current	40 A

## Mechanical properties

### Mechanical data

Insertion/withdrawal cycles	≥ 500
-----------------------------	-------

## Material specifications

Flammability rating according to UL 94	V0
Contact material	Copper alloy
Contact surface material	Ag
Contact carrier material	PC
Standards/regulations	PC: Fire protection in rail vehicles - requirement sets R22, R23, and R24 acc. to DIN EN 45545-2 (Risk level HL1 - HL3)

## Environmental and real-life conditions

### Ambient conditions

Ambient temperature (operation)	-40 °C ... 125 °C
---------------------------------	-------------------

## Standards and regulations

### Testing

Standards/regulations	PC: Fire protection in rail vehicles - requirement sets R22, R23, and R24 acc. to DIN EN 45545-2 (Risk level HL1 - HL3)
-----------------------	---

# HC-M-03-CT-M - Contact insert module

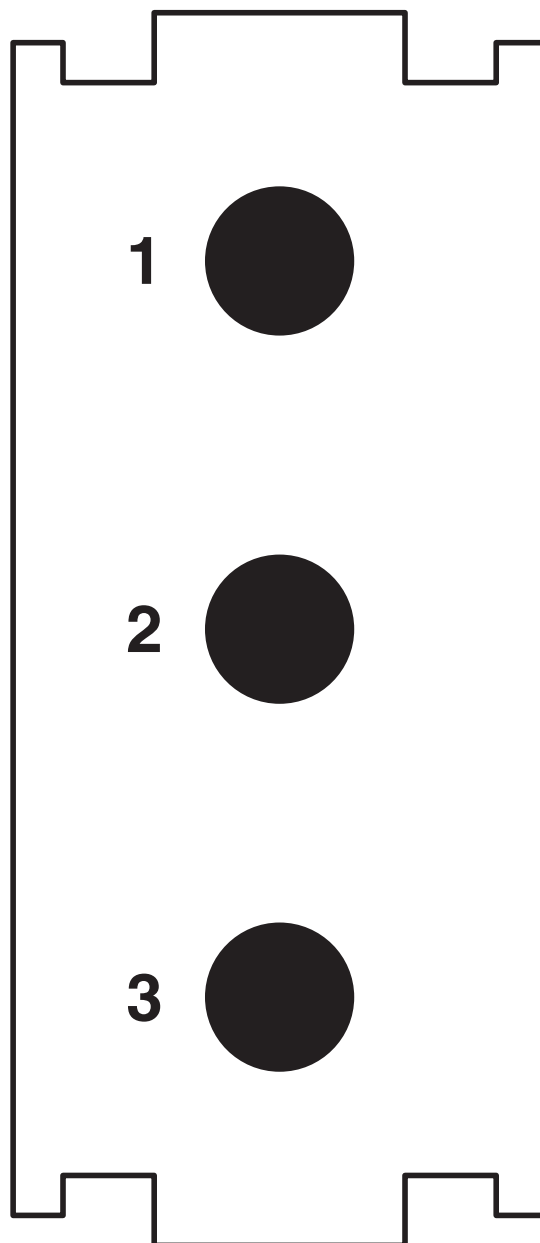
1414358

<https://www.phoenixcontact.com/gb/products/1414358>



## Drawings

Schematic diagram



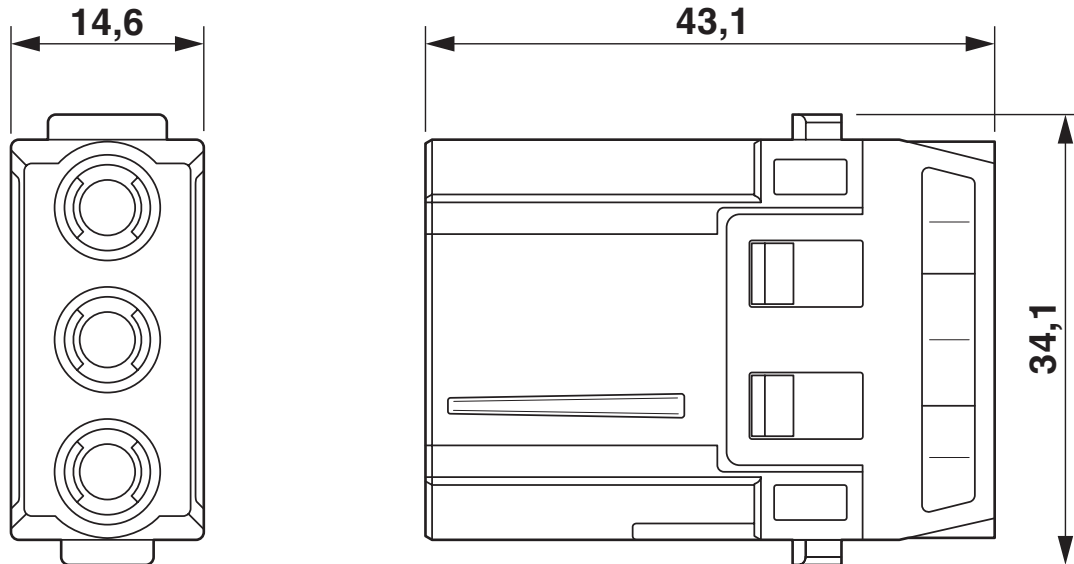
Connector pin assignment, connection side

# HC-M-03-CT-M - Contact insert module

1414358

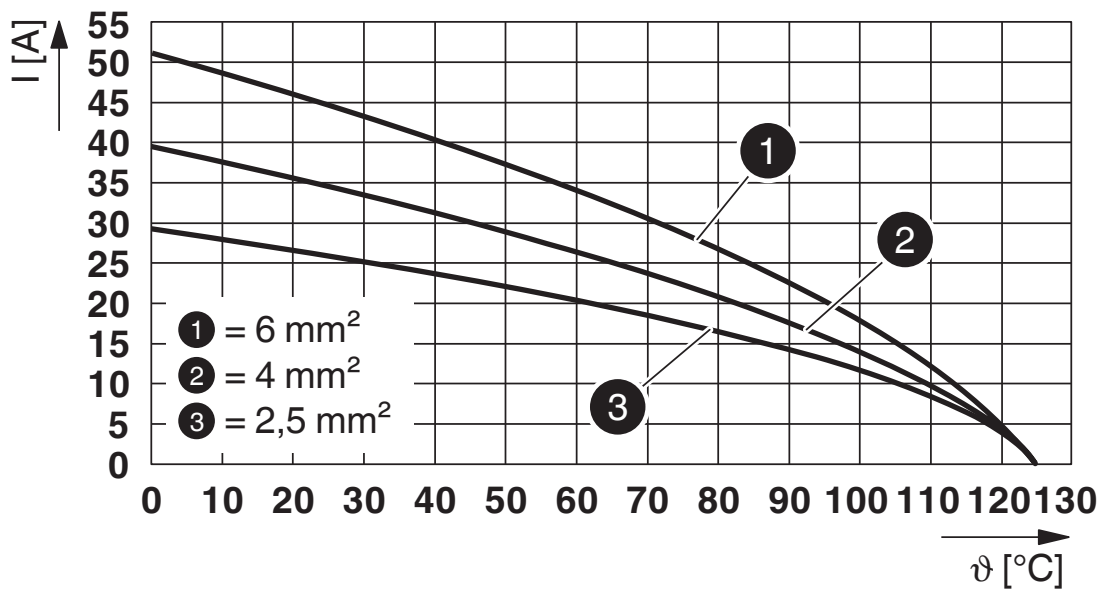
<https://www.phoenixcontact.com/gb/products/1414358>

Dimensional drawing



Male insert

Diagram



Derating diagram

# HC-M-03-CT-M - Contact insert module



1414358

<https://www.phoenixcontact.com/gb/products/1414358>

## Approvals

To download certificates, visit the product detail page: <https://www.phoenixcontact.com/gb/products/1414358>

### DNV

Approval ID: TAE000037S



### CSA

Approval ID: 13631

	Nominal voltage $U_N$	Nominal current $I_N$	Cross section AWG	Cross section $\text{mm}^2$
	600 V	33 A	- 10	-



### UL Recognized

Approval ID: E118976

	Nominal voltage $U_N$	Nominal current $I_N$	Cross section AWG	Cross section $\text{mm}^2$
	600 V	42 A	- 10	-



### UL Recognized

Approval ID: E468743

	Nominal voltage $U_N$	Nominal current $I_N$	Cross section AWG	Cross section $\text{mm}^2$
	600 V	42 A	-	-

# HC-M-03-CT-M - Contact insert module



1414358

<https://www.phoenixcontact.com/gb/products/1414358>

## Classifications

### ECLASS

ECLASS-11.0	27440217
ECLASS-12.0	27440217
ECLASS-13.0	27440217

### ETIM

ETIM 9.0	EC000438
----------	----------

### UNSPSC

UNSPSC 21.0	39121400
-------------	----------

# HC-M-03-CT-M - Contact insert module



1414358

<https://www.phoenixcontact.com/gb/products/1414358>

## Environmental product compliance

### EU RoHS

Fulfills EU RoHS substance requirements	Yes, No exemptions
---	--------------------

### China RoHS

Environment friendly use period (EFUP)	EFUP-E
	No hazardous substances above the limits

### EU REACH SVHC

REACH candidate substance (CAS No.)	No substance above 0.1 wt%
-------------------------------------	----------------------------

### EF3.0 Climate Change

CO2e kg	0.061 kg CO2e
---------	---------------

Phoenix Contact 2025 © - all rights reserved  
<https://www.phoenixcontact.com>

PHOENIX CONTACT Ltd  
Halesfield 13, Telford  
Shropshire, TF7 4PG  
01952 681700  
[info@phoenixcontact.co.uk](mailto:info@phoenixcontact.co.uk)