

Ex approved signal tower in flameproof enclosure

Ex-d Signal Tower



- For Gas- and Dust Ex, Zone 1/2/21/22
- Latest LED-Technique
- Assembly with line bushing
- Flexible assembling with lamp modules
- Very robust structure
- High chemical resistance

Description

The Ex approved signal tower is equipped with latest technology, bright and maintenance free LED-technique.

Applications are status indication, fault indication, level indication, access authorisation and traffic lights.

There are 2 different sizes of enclosures available. One for up to 4 (430mm) and the other for 5 (470mm) signal lamps.

The signal towers are delivered with cable gland or ready installed and connected line bushing.

Advantage of the line bushing is a pre-wired and ready-for-connection unit.

There are up to 2 cable glands or line bushings possible. So you can easily connect more signal towers in line.



Possible application

- Petro chemistry / Refinery / Offshore
- Wastewater industry / Sewage treatment
- Shipbuilding / Tanker
- Tank farm / Filling station
- Ex-manufacturing plant



Technical Data

Material:	Aluminium die casting with tube of borosilicate glass
Dimension:	430(470)x174x210mm
Fixing centres:	345(385)mm / 2x10Ø
Ingress protection:	IP 66
Impact resistance:	7 Joule
Temperature range:	-40...+50°C
Weight:	
1..4 Modules:	5,7 kg
5 Modules:	6,0 kg

Certificates

ATEX, IECEx, EAC TC-RU, Zone 1 / 2 / 21 / 22

Marking

 II 2G Ex db IIC T6/T5
 II 2D Ex db IIIC T120°C

Technical Data of Modules

Steady light 24V AC/DC: I=0,054A
 Steady light 230V AC: I=0,028A
 Steady light 110V AC: I=0,031A
 Flash light 24V AC/DC: I=0,136A
 Flash light 230V AC: I=0,01A
 Flash light 110V AC: I=0,01A

Light source: 12 pcs LEDs per Module
 Lifespan: up to 100.000h
 Equal uninterrupted use > 10 Years

Terminals in cage clamp technology:
 up to 2,5mm² / 14AWG

ST...

Ex approved signal tower in flameproof enclosure

Ex-d Signal Tower

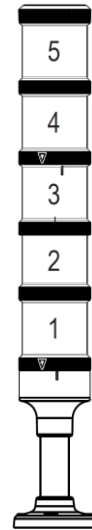


Order key

	ST	-	U	-	M1	-	M2	-	M3	-	M4	-	M5
Quintex Signal Tower													
Voltage:													
1 = 24V AC/DC +/-10%													
2 = 230/240V AC +/-10%													
3 = 110/120V AC +/-10%													
Module 1...5 colour and function													
R = red / G = green / Y = yellow /													
O = orange (amber) / B = blue / W = white (clear)													
X = red flashlight / Z = orange flashlight													

Sample for standard signal tower:

ST-1-G-O-R: (Voltage = 24VDC / Module1 = green / Module2 = orange / Module3 = red)



Accessories

The signal towers are supplied as standard with 2 blind plugs M20.

We assemble the appropriate cable glands on request. For this we need with the order the desired cable diameters.

Furthermore we equip the signal tower with optional line bushings. For this we need with the order the desired cable length and type (standard is Ölflex 5G0,75 or 7G0,75).

Connection types


Line bushing:



Cable gland:



Connection terminal:



Dimension drawing

