

DXN DECONTACTOR is a compact and waterproof plug and socket-outlet for industrial purposes with integral switch intended to be used in potentially explosive atmospheres (zones 1, 2, 21, 22).

DXN DECONTACTOR complies with the following regulations and standards(a):

European Directives ATEX (affixing of 'Ex' symbol and CE marking) and RoHS (affixing of CE marking), REACH European Regulation, standards IEC EN 60079-0, IEC/EN 60079-1, IEC/EN 60079-7, IEC/EN 60079-31, IEC/EN 60309-1, IEC/EN 60309-4.

DXN DECONTACTOR is certified by the following certification bodies:

LCIE (Europe : ATEX and International : IECEx), NANIO (Russia : TR CU), CSA (Canada & USA), Bureau Veritas Brasil (Brasil : INMETRO), EXPLOLABS (SOuth Africa : SANS), KGS (South Korea), CMLEEx (Japan), Bureau Veritas Marine (DNX1 and DNX3).



Ex marking (b) :

Ex marking (b) :	ATEX Directive Marking / Marquage Directive ATEX	Ex Marking / Marquage Ex	T <sub>a</sub> = Ambient temperature / Température ambiante	Temperature class / Classement en température	
				* : Gas / Gaz	** : Dust / Poussière
DXN1			-40°C ≤ T <sub>a</sub> ≤ +40°C -40°C ≤ T <sub>a</sub> ≤ +60°C	T6 T5	T70°C T90°C
DXN3	II 2 G D	Ex db eb IIC T* Gb	-40°C ≤ T <sub>a</sub> ≤ +40°C -40°C ≤ T <sub>a</sub> ≤ +60°C	T6 T5	T57°C T77°C
DXN6		Ex tb IIIC T** Db	-40°C ≤ T <sub>a</sub> ≤ +40°C -40°C ≤ T <sub>a</sub> ≤ +60°C	T5 T4	T87°C T107°C
		LCIE 99 ATEX 6027 X IECEX LCI 09.0005 X			

The use of DXN DECONTACTOR facilitates the compliance with:

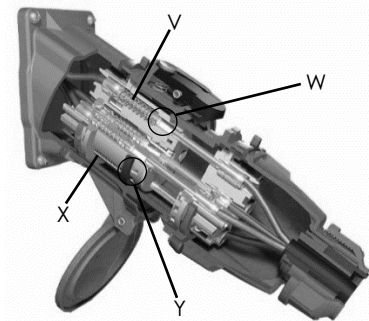
- electrical machinery to the "Machinery" European Directive on isolating device, and to standard EN 60204-1 : Safety of machinery-electrical equipment of machines
- electrical installation:

\* to national regulations relating to the improvement of the safety and health of workers at work in France, Italy, Spain, Belgium,

\* to installation standards : IEC/EN 60079-14, IEC 60364 (international), HD 60364 (European), NFPA 70 (USA) and NF C 15-100 (French) or other national transposition of IEC/HD 60364.


**General information**

	DXN1	DXN3	DXN6
(c) I <sub>n</sub>	20 A	32 A	63 A
U <sub>max</sub> (V AC/V DC)	550	750	750
(d) Frequency (Hz)	≤ 500	≤ 500	≤ 500
(e) Number of contacts	4P+E	4P+E	4P+E
(f) Number of keying positions	24	24	24
Connection (min - max): mm <sup>2</sup>			
Flexible conductors (Cu): main contacts	1 - 4	2.5 - 10	6 - 16
Rigid/stranded conductors (Cu): main contacts	1.5 - 6	2.5 - 16	6 - 25
Tightening torque - main contacts	0.8 Nm	1.2 Nm	2 Nm
Wiring lugs	Option	Option	Option
I <sub>cc</sub> : conditional short circuit current (kA)			
with gG fuse	10 kA	10 kA	10 kA
with RK1 NTD fuse	25 kA	25 kA	25 kA
Potentially explosive atmosphere : "Gas" authorized installation zones	1. 2	1. 2	1. 2
Potentially explosive atmosphere : "Dust" authorized installation zones	21. 22	21. 22	21. 22
Potentially explosive atmosphere : Protection modes	db. eb. tb	db. eb. tb	db. eb. tb
<b>Auxiliaries / pilots contacts</b>			
I <sub>n</sub>		5 A	5 A
U <sub>max</sub> (V AC/V DC)		550 V	550 V
(g) Number of auxiliaries / pilots contacts		2 aux	2 aux
Connection (min - max): mm <sup>2</sup>			
Flexible wiring		1.5 - 2.5	1.5 - 2.5
Rigid/stranded conductors:		1.5 - 4	1.5 - 4
Tightening torque		0.8 Nm	0.8 Nm
<b>Used as connector according to IEC/EN 61984: I<sub>n</sub></b>	20 A	32 A	63 A
U <sub>max</sub> (V AC / V DC)	550	750	750
<b>Breaking as plug and socket-outlet according to IEC/EN 60309-1</b>			
(h) I <sub>n</sub> (A) / U <sub>max</sub> (V AC)	20 - 550	32 - 690	63 - 690
<b>Breaking as switch according to IEC/EN 60947-3</b>			
(h) Category AC-22A: I <sub>n</sub> (A) - U <sub>max</sub> (V AC)	20 - 550	32 - 690	63 - 440
(h) Category AC-23A: I <sub>n</sub> (A) - U <sub>max</sub> (V AC)	20 - 440		
<b>Breaking as plug and socket-outlet according to UL standard</b>			
Power: HP	7.5	15	20
<b>Number of operations</b>			
According to IEC/EN 60309-1 : Cos(Φ) 0,6	5 000	2 000	2 000
According to UL : Cos(Φ) 0,75	6 000	6 000	6 000




V : Contact spring  
X : Ejection spring

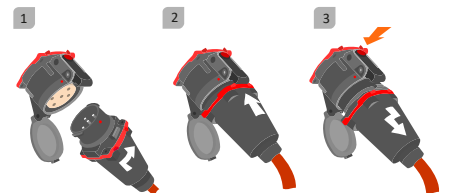
W : Arc chamber  
Y : Ejection ring



Contacts with silver nickel alloy tips (Ag/Ni : 85/15)



Spring assisted terminal:  
Increased safety



	DXN1	DXN3	DXN6
<b>Isolating distance</b>	13 mm	13 mm	14 mm
<b>Thermal features</b>			
Temperature of use mini/maxi (°C)	-40/+60 °C	-40/+60 °C	-40/+60 °C
Storage temperature mini/max: (°C)	-45/+80 °C	-45/+80 °C	-45/+80 °C
Maximal temperature rise (Kmax)	30 K	39 K	31 K
Time constant (to reach 63 % of Kmax)	22 mn	17 mn	28 mn
<b>Mechanical features</b>			
(i) IP: connected device	IP66/IP67	IP66/IP67	IP66/IP67
(i) IP: lid/cap closed	IP66/IP67	IP66/IP67	IP66/IP67
(i) IP: socket-outlet with lid/cap opened	IP4X - Safety shutter		
(i) IK	IK09	IK09	IK09
Retaining/releasing device	Red release button		
(k) Casing	GRP (poly)		
Standard color	Black	Black	Black
Vibrations resistance	✓	✓	✓
Resistance to chemical agents	Contact us		
Protection against UV (according to UL 746C or equivalent)	f1	f1	f1
Salt mist resistance	> 50 000 h	> 50 000 h	> 50 000 h
Screws and bolts	Stainless steel		
Weight of inlet without accessory (≈)	0.13 kg	0.18 kg	0.38 kg
Weight of socket-outlet without accessory (≈)	0.2. kg	0.35 kg	0.45 kg
<b>Main options</b>			
Socket-outlet opening up to 180°	Included	✓	✓
Self-returning lid	✓	✓	✓
Inlet cap	IP66/IP67	IP66/IP67	IP66/IP67
Locking / padlocking	✓	✓	✓
Automatic self-ejection	✓	✓	✓
Larger release button ( "STOP" )	✓	✓	✓
Finger draw plates	✓	✓	✓
(l) Compatibility of the inlet with an industrial socket (not Ex)	✓	✓	
<b>Mounting accessories</b>			
Poly sleeve: angle (°)	30/70	30/70	30/70
Poly box: angle (°)	30	30	30
(m) Poly straight handle + separated poly cable gland: range take (mm)	10 - 25	10 - 32	10 - 32
(m) Poly straight handle + separated metal cable gland: range take (mm)	8 - 24	8 - 24	8 - 24
<b>Spare parts</b>			
Gaskets	✓	✓	✓
<b>Catalog: Web link</b>	<b>Click !</b>	<b>Click !</b>	<b>Click !</b>

**Ex features**

Connected device (rest position)

A: Flameproof paths  
B: Flameproof chamber  
C: Increase safety terminal

**Dimensions**

mm	DXN1	DXN3	DXN6
A	27	29	30
B	165	190	218
C	58	77	84
E	42	48	55

**Finger draw plates**

Locking pin for 2 padlocks

- (a) European Regulation REACH: registration, evaluation, authorisation and restriction of chemicals  
IEC EN 60079-0 : "Electrical apparatus for explosive gas atmospheres – General requirements"  
IEC/EN 60079-1 : "Electrical apparatus for explosive gas atmospheres – Flameproof enclosures «d»"  
IEC/EN 60079-7 : "Electrical apparatus for explosive gas atmospheres – Increased safety «e»"  
IEC/EN 60079-31 : "Electrical apparatus for explosive gas atmospheres – Equipment dust ignition protection by enclosure «t»"  
IEC/EN 60309-1 : "Plugs, socket-outlets and couplers for industrial purposes – Part 1: General requirements"  
IEC/EN 60309-4 : "Plugs, socket-outlets and couplers for industrial purposes – Part 4: Switched socket-outlets and connectors with or without interlock"
- (b) These equipment can be used as intrinsically safe "simple apparatus" (Ex i).
- (c) In : Rated current as defined by the manufacturer
- (d) Other frequency: contact us
- (e) Contacts with silver-nickel tips (Ag/Ni 85/15)
- (f) Number of voltage / frequency / grid, keying positions
- (g) Auxiliaries contacts are located on the plug and socket-outlet sides. Pilot contacts are only located on the socket-outlet side.
- (h) For direct current applications : contact us
- (i) IP : Degrees of protection provided by enclosures (IEC/EN 60529)
- (j) IK : Degrees of protection provided by enclosures against mechanical impacts (IEC/EN 62262)
- (k) GRP : Glass-reinforced technical plastic
- (l) DXN1/DSN1 compatibility allows connection but not breaking under load.
- (m) Use Ex certified cable glands adapted to the intended installation zone