

SACCBP-FS-5CON-M16/1,0-PUR SCO - Device connector rear mounting

1419328

<https://www.phoenixcontact.com/gb/products/1419328>

Please be informed that the data shown in this PDF document is generated from our online catalog. Please find the complete data in the user documentation. Our general terms of use for downloads are valid.



Device connector rear mounting, Universal, 5-position, PUR halogen-free, black-gray RAL 7021, shielded, Socket, straight, M12-SPEEDCON, coding: A, on free cable end, Rear mounting, M16 x 1.5, Cable connection, cable length: 1 m, 0.34 mm², PUR halogen-free black, this item is expected to be lead-free from Q2 2026 in accordance with RoHS II without exception 6c (Pb < 0.1%), a lead-free alternative is possible on request in advance

Your advantages

- Preassembled with cables in various standard lengths for immediate use
- Customer-specific assemblies and cable lengths can be supplied
- Sealed on the cable side for optimum tightness of seal
- For high transmission safety: shield connection to the housing with optional EMC nut

SACCBP-FS-5CON-M16/1,0-PUR SCO - Device connector rear mounting



1419328

<https://www.phoenixcontact.com/gb/products/1419328>

Technical data

Notes

Notes on operation	The electrical and mechanical data specified assume that the connector pair is correctly locked and mounted. If the connector is unlocked and if there is a danger of contamination, the connector must be sealed using a protective cap > IP54. Influences arising from litz wires, cables or PCB assembly must also be taken into consideration.
Order information:	Lock nut is included in the scope of delivery

Safety note

Safety note	WARNING: The connectors may not be plugged in or disconnected under load. Ignoring the warning or improper use may damage persons and/or property.
	<ul style="list-style-type: none"> • WARNING: Commission properly functioning products only. The products must be regularly inspected for damage. Decommission defective products immediately. Replace damaged products. Repairs are not possible.
	<ul style="list-style-type: none"> • WARNING: Only electrically qualified personnel may install and operate the product. They must observe the following safety notes. The qualified personnel must be familiar with the basics of electrical engineering. They must be able to recognize and prevent danger. The relevant symbol on the packaging indicates that only personnel familiar with electrical engineering are allowed to install and operate the product.
	<ul style="list-style-type: none"> • The products are suitable for applications in plant, controller, and electrical device engineering.
	<ul style="list-style-type: none"> • When operating the connectors in outdoor applications, they must be separately protected against environmental influences.
	<ul style="list-style-type: none"> • Assembled products may not be manipulated or improperly opened.
	<ul style="list-style-type: none"> • Only use mating connectors that are specified in the technical data of the standards listed (e.g. the ones listed in the product accessories online at phoenixcontact.com/products).
	<ul style="list-style-type: none"> • When using the product in direct connection with third-party manufacturers, the user is responsible.
	<ul style="list-style-type: none"> • For operating voltages > 50 V AC, conductive connector housings must be grounded
	<ul style="list-style-type: none"> • Ensure that when laying the cable, the tensile load on the connectors does not exceed the upper limit specified in the standards.
	<ul style="list-style-type: none"> • Observe the corresponding technical data. You will find information: <ul style="list-style-type: none"> o On the product o On the packing label o In the supplied documentation o Online at phoenixcontact.com/products under the product
	<ul style="list-style-type: none"> • Only use tools recommended by Phoenix Contact • Use a protective cap to protect connectors that are not in use. The suitable accessories are available online in the accessory

SACCBP-FS-5CON-M16/1,0-PUR SCO - Device connector rear mounting



1419328

<https://www.phoenixcontact.com/gb/products/1419328>

	<p>section of the product at phoenixcontact.com/products</p> <ul style="list-style-type: none"> • Ensure that the protective or functional ground has been properly connected. • VDE 0100/1.97 § 411.1.3.2 and DIN EN 60 204/11.98 § 14.1.3 are applicable when combining several circuits in a cable and/or connector • The connector warms up in normal operation. Depending on the ambient conditions, the surface of the connector can continue to warm up. In this case, the user is responsible for posting warnings (e.g. DIN EN ISO 13732-1:2008-12).
--	--

Mounting

Mounting type	Rear mounting M16 x 1.5 With flat nut
Assembly note	With flat nut

Product properties

Product type	Circular connectors (device side)
Sensor type	Universal
Number of positions	5
No. of cable outlets	1
Shielded	yes
Coding	A
Thread type	M12

Insulation characteristics

Overvoltage category	II
Degree of pollution	3

Material specifications

Flammability rating according to UL 94	V0
Seal material	FKM
Contact material	CuZn
Contact surface material	Au
Contact carrier material	PA 6.6
Material for screw connection	Zinc die-cast, nickel-plated
Outer sheath, material	PUR
Conductor material	Bare Cu litz wires

Electrical properties

Rated surge voltage	1.5 kV
Contact resistance	≤ 3 mΩ
Insulation resistance	≥ 100 MΩ
Nominal voltage U_N	60 V
Nominal current I_N	4 A (Plug/socket in accordance with IEC 61076-2-101, cable technical data is to be observed)
Max. conductor resistance	57 Ω/km

SACCBP-FS-5CON-M16/1,0-PUR SCO - Device connector rear mounting

1419328

<https://www.phoenixcontact.com/gb/products/1419328>

Connection data

Conductor connection

Connection method	Cable connection
Contact connection type	Socket
Conductor cross section	5x 0.34 mm ² (Signal line)
Tightening torque	2 Nm ... 3 Nm (Installation-side)

Mechanical properties

Mechanical data

Insertion/withdrawal cycles	> 100
Max. bending cycles	10000000

Connector

Connection 1

Head design	Socket
Head cable outlet	straight
Head thread type	M12
Head locking type	SPEEDCON
Coding	A


Connection 2

Head design	free cable end
-------------	----------------

Cable/line

Cable length	1 m
--------------	-----

PUR halogen-free black [PUR]

Dimensional drawing	
Cable weight	43 kg/km
UL AWM Style	20549 / 10493 (80°C/300 V)
Number of positions	5
Shielded	yes
Cable type	PUR halogen-free black [PUR]
Conductor structure signal line	42x 0.10 mm

SACCBP-FS-5CON-M16/1,0-PUR SCO - Device connector rear mounting



1419328

<https://www.phoenixcontact.com/gb/products/1419328>

AWG signal line	22
Conductor cross section	5x 0.34 mm ² (Signal line)
Wire diameter incl. insulation	1.27 mm ±0.02 mm (Signal line)
External cable diameter	5.25 mm ±0.2 mm
Outer sheath, material	PUR
External sheath, color	black-gray RAL 7021
Conductor material	Bare Cu litz wires
Material wire insulation	PP
Single wire, color	brown, white, blue, black, gray
Thickness, insulation	≥ 0.21 mm
Thickness, outer sheath	approx. 0.50 mm
Overall twist	5 wires around filler to the core
Optical shield covering	80 %
Max. conductor resistance	max. 57 Ω/km (at 20 °C)
Insulation resistance	70 GΩ*km (at 20 °C)
Nominal voltage, cable	300 V (at 20 °C)
Test voltage Core/Core	3000 V (at 20 °C)
Smallest bending radius, fixed installation	26 mm
Smallest bending radius, movable installation	52 mm (up to +60 °C)
Dynamic load capacity (bending)	Max. bending cycles: 10000000, Bending radius: 52 mm, Traversing path: 10 m, Traversing rate: 3 m/s, Acceleration: 10 m/s ²
Dynamic load capacity (torsion)	Torsion: ±180 °/m, Torsion cycles: ≥2000000, Torsional frequency: 35 cycles/min.
Halogen-free	in accordance with DIN VDE 0472 part 815 in accordance with DIN EN 50267-2-1
Flame resistance	in accordance with UL 758/1581 FT2 DIN EN 60332-2-2 (20 s)
Resistance to oil	in accordance with DIN EN 60811-2-1
Other resistance	Highly resistant to acids, alkaline solutions and solvents hydrolysis and microbe resistant Resistant to salt water partly UV-resistant (in accordance with DIN EN ISO 4892-2-A) abrasion-resistant
Special properties	Flexible cable conduit capable Silicone-free Free of substances which would hinder coating with paint or varnish Low adhesion surface
Ambient temperature (operation)	-40 °C ... 80 °C (cable, fixed installation) -25 °C ... 80 °C (Cable, flexible installation)

Environmental and real-life conditions

SACCBP-FS-5CON-M16/1,0-PUR SCO - Device connector rear mounting



1419328

<https://www.phoenixcontact.com/gb/products/1419328>

Ambient conditions

Degree of protection	IP67 (When plugged in)
	IP65 (When plugged in)
	IP65/IP67
Ambient temperature (operation) (male connector/female connector)	-25 °C ... 85 °C (Plug / socket)
	-40 °C ... 85 °C (without mechanical actuation)
UL Type Rating	Type 4 (indoor use only)

Standards and regulations

Standard designation	M12 circular connector
Standards/specifications	according to IEC 61076-2-101

SACCBP-FS-5CON-M16/1,0-PUR SCO - Device connector rear mounting

1419328

<https://www.phoenixcontact.com/gb/products/1419328>

Drawings

Schematic diagram



Pin assignment M12 socket, 5-pos., A-coded, socket side view

Diagram



I = current strength, T = ambient temperature


SACCBP-FS-5CON-M16/1,0-PUR SCO - Device connector rear mounting



1419328

<https://www.phoenixcontact.com/gb/products/1419328>

Circuit diagram



Contact assignment of the M12 socket

SACCBP-FS-5CON-M16/1,0-PUR SCO - Device connector rear mounting





1419328

<https://www.phoenixcontact.com/gb/products/1419328>

Approvals

To download certificates, visit the product detail page: <https://www.phoenixcontact.com/gb/products/1419328>

 cUL Recognized Approval ID: E221474-20220907				
	Nominal voltage U_N	Nominal current I_N	Cross section AWG	Cross section mm^2
	60 V	1.5 A	-	-

 UL Recognized Approval ID: E221474-20220907				
	Nominal voltage U_N	Nominal current I_N	Cross section AWG	Cross section mm^2
	60 V	4 A	-	-

SACCBP-FS-5CON-M16/1,0-PUR SCO - Device connector rear mounting



1419328

<https://www.phoenixcontact.com/gb/products/1419328>

Classifications

ECLASS

ECLASS-13.0	27440103
-------------	----------

ETIM

ETIM 9.0	EC003570
----------	----------

UNSPSC

UNSPSC 21.0	39121400
-------------	----------

SACCBP-FS-5CON-M16/1,0-PUR SCO - Device connector rear mounting



1419328

<https://www.phoenixcontact.com/gb/products/1419328>

Environmental product compliance

EU RoHS

Fulfills EU RoHS substance requirements	Yes
Exemption	6(c)

China RoHS

Environment friendly use period (EFUP)	EFUP-50
	An article-related China RoHS declaration table can be found in the download area for the respective article under "Manufacturer declaration". For all articles with EFUP-E, no China RoHS declaration table issued and required.

EU REACH SVHC

REACH candidate substance (CAS No.)	Lead(CAS: 7439-92-1)
SCIP	b4b2faf8-1014-427f-bfbe-5fccf2861fc1

Phoenix Contact 2025 © - all rights reserved
<https://www.phoenixcontact.com>

PHOENIX CONTACT Ltd
Halesfield 13, Telford
Shropshire, TF7 4PG
01952 681700
info@phoenixcontact.co.uk