

UK 10-TWIN-PE - Protective conductor terminal block



3001433

<https://www.phoenixcontact.com/gb/products/3001433>

Please be informed that the data shown in this PDF document is generated from our online catalog. Please find the complete data in the user documentation. Our general terms of use for downloads are valid.



Protective conductor terminal block, connection method: Screw connection, Rated cross section: 10 mm², cross section: 0.5 mm² - 16 mm², mounting type: NS 35/7,5, NS 35/15, NS 32, color: green-yellow

Your advantages

- Same shape and pitch as the feed-through terminal blocks
- Universal protective conductor foot for mounting on NS 35... or NS 32... DIN rails (with the exception of NS 35/15-2,3)

Technical data

Notes

General

Note	The max. load current must not be exceeded by the total current of all connected conductors.
------	--

Product properties

Product type	Ground terminal block
Product family	UK
Number of connections	3
Number of rows	2

Insulation characteristics

Overvoltage category	III
Degree of pollution	3

Electrical properties

Rated surge voltage	8 kV
Maximum power dissipation for nominal condition	1.82 W

Connection data

Number of connections per level	3
Nominal cross section	10 mm ²

Level 1 above 1+2 below 1

Screw thread	M4
Note	Please observe the current carrying capacity of the DIN rails.
Tightening torque	1.5 ... 1.8 Nm
Stripping length	11 mm
Internal cylindrical gage	A6
Connection in acc. with standard	IEC 60947-7-2
Conductor cross section rigid	0.5 mm ² ... 16 mm ²
Cross section AWG	20 ... 6 (converted acc. to IEC)
Conductor cross section flexible	0.5 mm ² ... 10 mm ²
Conductor cross section, flexible [AWG]	20 ... 8 (converted acc. to IEC)
Conductor cross-section flexible (ferrule without plastic sleeve)	0.5 mm ² ... 10 mm ²
Flexible conductor cross section (ferrule with plastic sleeve)	0.5 mm ² ... 6 mm ²
Nominal cross section	10 mm ²

Dimensions

Width	10.2 mm
Height	56.5 mm
Depth on NS 32	64 mm

3001433

<https://www.phoenixcontact.com/gb/products/3001433>

Depth on NS 35/7,5	59 mm
Depth on NS 35/15	66.5 mm

Material specifications

Color	green-yellow
Flammability rating according to UL 94	V0
Insulating material group	I
Insulating material	PA
Static insulating material application in cold	-60 °C
Temperature index of insulation material (DIN EN 60216-1 (VDE 0304-21))	130 °C
Relative insulation material temperature index (Elec., UL 746 B)	130 °C
Fire protection for rail vehicles (DIN EN 45545-2) R22	HL 1 - HL 3
Fire protection for rail vehicles (DIN EN 45545-2) R23	HL 1 - HL 3
Fire protection for rail vehicles (DIN EN 45545-2) R24	HL 1 - HL 3
Fire protection for rail vehicles (DIN EN 45545-2) R26	HL 1 - HL 3
Calorimetric heat release NFPA 130 (ASTM E 1354)	28 MJ/kg
Surface flammability NFPA 130 (ASTM E 162)	passed
Specific optical density of smoke NFPA 130 (ASTM E 662)	passed
Smoke gas toxicity NFPA 130 (SMP 800C)	passed

Mechanical properties

General

Terminal block mounting	1.5 Nm ... 1.8 Nm (PE foot with mounting screw, M4)
-------------------------	---

Mechanical data

Open side panel	No
-----------------	----

Environmental and real-life conditions

Oscillation/broadband noise

Specification	DIN EN 50155 (VDE 0115-200):2018-05
Spectrum	Long life test category 2, bogie-mounted
Frequency	$f_1 = 5 \text{ Hz}$ to $f_2 = 250 \text{ Hz}$
ASD level	$6.12 \text{ (m/s}^2\text{)}^2\text{/Hz}$
Acceleration	3.12g
Test duration per axis	5 h
Test directions	X-, Y- and Z-axis
Result	Test passed

Shocks

Specification	DIN EN 50155 (VDE 0115-200):2018-05
Pulse shape	Half-sine
Acceleration	5g
Shock duration	30 ms

3001433

<https://www.phoenixcontact.com/gb/products/3001433>

Number of shocks per direction	3
Test directions	X-, Y- and Z-axis (pos. and neg.)
Result	Test passed

Ambient conditions

Ambient temperature (operation)	-60 °C ... 110 °C (Operating temperature range incl. self-heating; for max. short-term operating temperature, see RTI Elec.)
Ambient temperature (storage/transport)	-25 °C ... 60 °C (for a short time, not exceeding 24 h, -60 °C to +70 °C)
Ambient temperature (assembly)	-5 °C ... 70 °C
Ambient temperature (actuation)	-5 °C ... 70 °C
Permissible humidity (operation)	20 % ... 90 %
Permissible humidity (storage/transport)	30 % ... 70 %

Standards and regulations

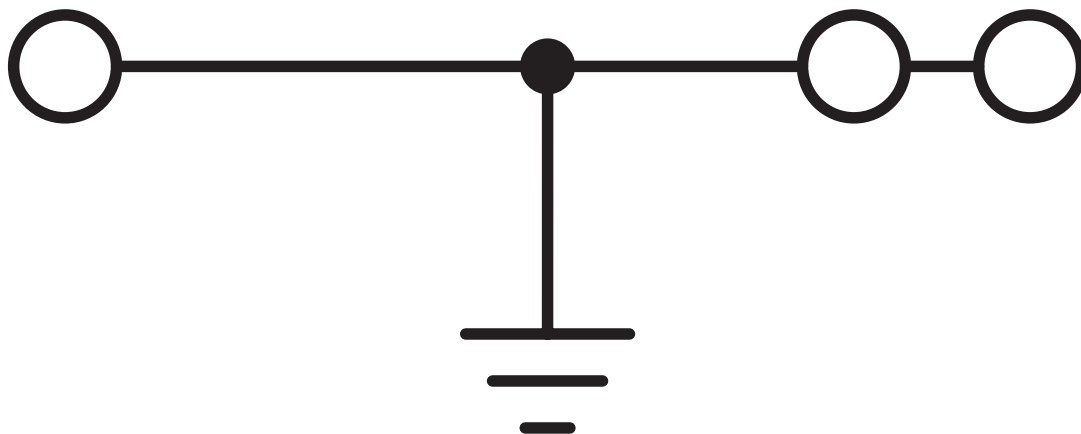
Connection in acc. with standard	IEC 60947-7-2
----------------------------------	---------------

Mounting

Mounting type	NS 35/7,5
	NS 35/15
	NS 32
Terminal block mounting	1.5 Nm ... 1.8 Nm (PE foot with mounting screw, M4)

Drawings

Circuit diagram



UK 10-TWIN-PE - Protective conductor terminal block




3001433


<https://www.phoenixcontact.com/gb/products/3001433>

Approvals


To download certificates, visit the product detail page: <https://www.phoenixcontact.com/gb/products/3001433>

 CSA Approval ID: 13631				
	Nominal voltage U_N	Nominal current I_N	Cross section AWG	Cross section mm^2
Use group B	-	-	24 - 6	-
Use group C	-	-	24 - 6	-

 IECEE CB Scheme Approval ID: NL-65054				
	Nominal voltage U_N	Nominal current I_N	Cross section AWG	Cross section mm^2
	-	-	-	- 10

 EAC Approval ID: KZ7500651131219505				
---	--	--	--	--

 KEMA-KEUR Approval ID: 71-126336 REV.1				
	Nominal voltage U_N	Nominal current I_N	Cross section AWG	Cross section mm^2
	-	-	-	- 10

 cULus Recognized Approval ID: E60425				
	Nominal voltage U_N	Nominal current I_N	Cross section AWG	Cross section mm^2
Use group B	-	-	24 - 6	-
Use group C	-	-	24 - 6	-

UK 10-TWIN-PE - Protective conductor terminal block



3001433

<https://www.phoenixcontact.com/gb/products/3001433>

Classifications

ECLASS

ECLASS-13.0

27250103

ETIM

ETIM 9.0

EC000901

UNSPSC

UNSPSC 21.0

39121400

UK 10-TWIN-PE - Protective conductor terminal block



3001433

<https://www.phoenixcontact.com/gb/products/3001433>

Environmental product compliance

EU RoHS

Fulfills EU RoHS substance requirements	Yes, No exemptions
---	--------------------

China RoHS

Environment friendly use period (EFUP)	EFUP-E
	No hazardous substances above the limits

EU REACH SVHC

REACH candidate substance (CAS No.)	No substance above 0.1 wt%
-------------------------------------	----------------------------

Phoenix Contact 2025 © - all rights reserved
<https://www.phoenixcontact.com>

PHOENIX CONTACT Ltd
Halesfield 13, Telford
Shropshire, TF7 4PG
01952 681700
info@phoenixcontact.co.uk