

PSR-SCP- 24UC/ESA4/3X1/1X2/B - Safety relays



2963763

<https://www.phoenixcontact.com/gb/products/2963763>

Please be informed that the data shown in this PDF document is generated from our online catalog. Please find the complete data in the user documentation. Our general terms of use for downloads are valid.



Safety relay for emergency stop and safety door monitoring up to SIL 3 or Cat. 4, PL e in accordance with EN ISO 13849, 2-channel operation, 3 enabling current paths, nominal input voltage: 24 V DC, plug-in screw terminal block

Your advantages

- Up to Cat. 4/PL e in accordance with EN ISO 13849-1, SIL 3 in accordance with EN IEC 62061, SIL 3 in accordance with IEC 61508
- 2 channel control
- 3 enabling current paths, 1 signaling current path
- Manually monitored and automatic activation in a single device

Technical data

Product properties

Product type	Safety relays
Product family	PSRclassic
Application	Emergency stop Safety door
Control	2-channel
Mechanical service life	approx. 10^7 cycles
Relay type	Electromechanical relay with force-guided contacts in accordance with IEC/EN 61810-3

Insulation characteristics

Overvoltage category	III
Degree of pollution	2

Times

Typical response time	typ. 150 ms (For U_S autostart)
Typ. starting time with U_S	typ. 250 ms (with U_S / when controlled via A1)
Typical release time	typ. 20 ms (At U_S on demand via sensor circuit) typ. 45 ms (At U_S /on demand via A1)
Restart time	< 1 s (Boot time)
Recovery time	< 1 s (following demand of the safety function)

Electrical properties

Maximum power dissipation for nominal condition	16.44 W ($U_S = 26.4$ V, $I_L^2 = 72$ A ² , $P_{Total\ max} = 2.04$ W + 14.4 W)
Nominal operating mode	100% operating factor
Rated insulation voltage	250 V
Rated surge voltage/insulation	See data sheet, section "Insulation coordination".

Supply

Rated control circuit supply voltage U_S	24 V DC -15 % / +10 %
Rated control supply current I_S	typ. 70 mA (at U_S)
Power consumption at U_S	typ. 1.68 W
Inrush current	< 3.5 A (typ. with U_S , $\Delta t = 3$ ms)
Filter time	5 ms (in the event of voltage dips at U_S)
Protective circuit	Serial protection against polarity reversal; Suppressor diode

Input data

Digital: Logic (S12, S22)

Description of the input	safety-related
Number of inputs	2
Input voltage range "0" signal	0 V DC ... 5 V DC (S12)
Input voltage range "1" signal	20.4 V ... 26.4 V (S12)
Input current range "0" signal	0 mA ... 2 mA

PSR-SCP- 24UC/ESA4/3X1/1X2/B - Safety relays



2963763

<https://www.phoenixcontact.com/gb/products/2963763>

Inrush current	< 100 mA (typ. with U_S at S12)
	> -100 mA (typ. with U_S at S22)
Filter time	No test pulses permitted
Concurrence	∞
Max. permissible overall conductor resistance	50 Ω
Protective circuit	Suppressor diode
Current consumption	38 mA (typ. with U_S at S12)
	-38 mA (typ. with U_S at S22)

Digital: Start circuit (S34)

Description of the input	non-safety-related
Number of inputs	1
Input voltage range "1" signal	20.4 V ... 26.4 V
Inrush current	< 6 mA (typ. with U_S)
Filter time	No test pulses permitted
Max. permissible overall conductor resistance	50 Ω
Protective circuit	Suppressor diode
Current consumption	1 mA (typ. with U_S)

Output data

Relay: Enabling current paths (13/14, 23/24, 33/34)

Output description	2 N/O contacts in series, safety-related, floating
Number of outputs	3
Contact switching type	3 enabling current paths
Contact material	AgSnO ₂
Switching voltage	min. 10 V AC/DC
	max. 250 V AC/DC
Switching capacity	min. 100 mW
Inrush current	min. 10 mA
	max. 6 A
Limiting continuous current	6 A
Sq. Total current	72 A ² (observe derating)
Switching frequency	max. 0.5 Hz
Mechanical service life	10 ⁷ cycles
Output fuse	10 A gL/gG (High demand)
	4 A gL/gG (Low demand)

Relay: Signaling current path (41/42)

Output description	2 N/C contacts parallel, non-safety-related, floating
Number of outputs	1
Contact switching type	1 signaling current path
Contact material	AgSnO ₂
Switching voltage	min. 10 V AC/DC
	max. 250 V AC/DC

PSR-SCP- 24UC/ESA4/3X1/1X2/B - Safety relays



2963763

<https://www.phoenixcontact.com/gb/products/2963763>

Switching capacity	min. 100 mW
Inrush current	min. 10 mA max. 6 A
Limiting continuous current	6 A (Signaling current path)
Sq. Total current	36 A ²
Switching frequency	max. 0.5 Hz
Mechanical service life	10 ⁷ cycles
Interrupting rating (ohmic load) max.	Observe derating and load limit curve
Output fuse	6 A gL/gG

Connection data

Connection technology

pluggable	yes
-----------	-----

Conductor connection

Connection method	Screw connection
Conductor cross-section rigid	0.2 mm ² ... 2.5 mm ²
Conductor cross-section flexible	0.2 mm ² ... 2.5 mm ²
Conductor cross-section AWG	24 ... 12
Stripping length	7 mm
Screw thread	M3
Tightening torque	0.5 Nm ... 0.6 Nm

Signaling

Status display	3 x LED (green)
Operating voltage display	1 x LED (green)

Dimensions

Width	22.5 mm
Height	99 mm
Depth	114.5 mm

Material specifications

Color (Housing)	yellow (RAL 1018)
Housing material	PA

Characteristics

Safety data

Stop category	0
---------------	---

Safety data: EN ISO 13849

Category	4
Performance level (PL)	e (5 A DC13; 5 A AC15; 8760 switching cycles/year)

Safety data: IEC 61508 - High demand

2963763

<https://www.phoenixcontact.com/gb/products/2963763>

Safety Integrity Level (SIL)	3
Safety data: IEC 61508 - Low demand	
Safety Integrity Level (SIL)	3
Safety data: EN IEC 62061	
Safety Integrity Level (SIL)	3

Environmental and real-life conditions

Ambient conditions

Degree of protection	IP20
Min. degree of protection of inst. location	IP54
Ambient temperature (operation)	-20 °C ... 55 °C (observe derating)
Ambient temperature (storage/transport)	-40 °C ... 70 °C
Maximum altitude	≤ 2000 m (Above sea level)
Max. permissible humidity (storage/transport)	75 % (on average, 85% infrequently, non-condensing)
Max. permissible relative humidity (operation)	75 % (on average, 85% infrequently, non-condensing)
Shock	15g
Vibration (operation)	10 Hz ... 150 Hz, 2g

Approvals

CE

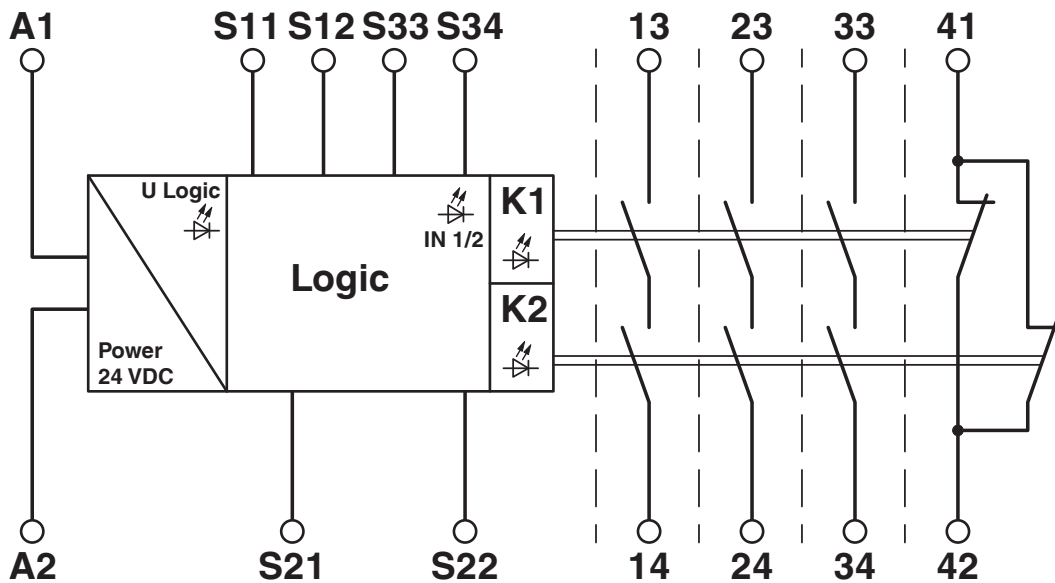
Identification	CE-compliant
----------------	--------------

Mounting

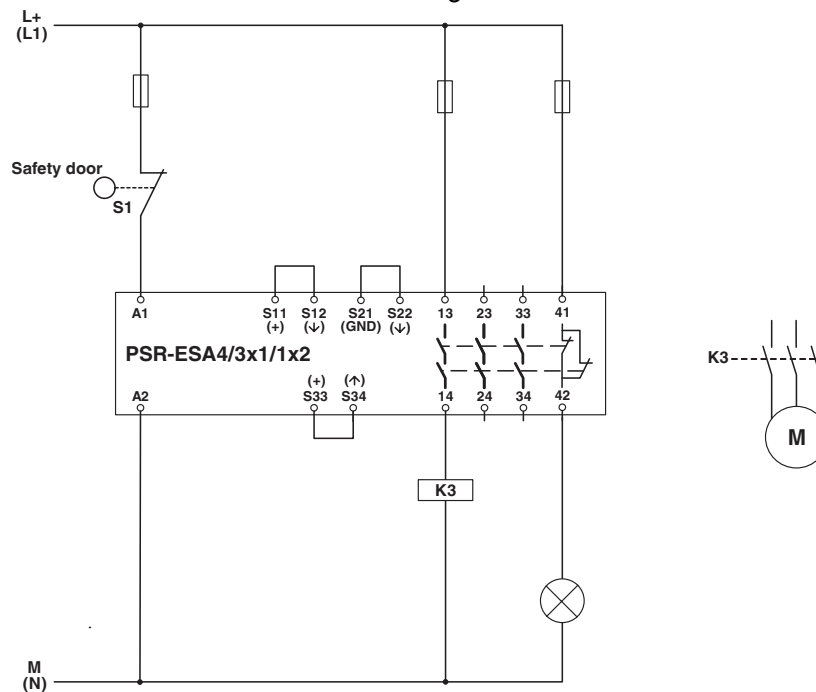
Mounting type	DIN rail mounting
Assembly note	See derating curve
Mounting position	vertical or horizontal

Drawings

Circuit diagram



Circuit diagram

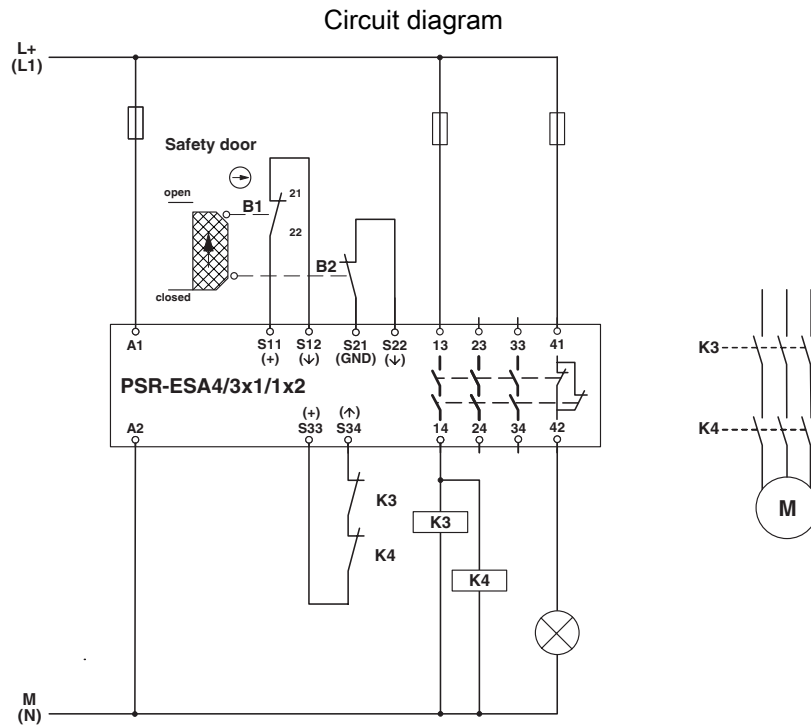


Single-channel safety door monitoring

PSR-SCP- 24UC/ESA4/3X1/1X2/B - Safety relays

2963763

<https://www.phoenixcontact.com/gb/products/2963763>



PSR-SCP- 24UC/ESA4/3X1/1X2/B - Safety relays



2963763

<https://www.phoenixcontact.com/gb/products/2963763>

Approvals

To download certificates, visit the product detail page: <https://www.phoenixcontact.com/gb/products/2963763>



cULus Listed

Approval ID: E140324



Functional Safety

Approval ID: 01/205/0652.05/22

2963763

<https://www.phoenixcontact.com/gb/products/2963763>

Classifications

ECLASS

ECLASS-13.0	27371819
ECLASS-15.0	27371819
ECLASS-15.0 ASSET	27250101

ETIM

ETIM 9.0	EC001449
----------	----------

UNSPSC

UNSPSC 21.0	39122205
-------------	----------

2963763

<https://www.phoenixcontact.com/gb/products/2963763>

Environmental product compliance

EU RoHS

Fulfills EU RoHS substance requirements	Yes
Exemption	7(a), 7(c)-I

China RoHS

Environment friendly use period (EFUP)	EFUP-50
	An article-related China RoHS declaration table can be found in the download area for the respective article under "Manufacturer declaration". For all articles with EFUP-E, no China RoHS declaration table issued and required.

EU REACH SVHC

REACH candidate substance (CAS No.)	Lead(CAS: 7439-92-1)
SCIP	77d74c49-23b7-4bdb-92d0-34cfd3aa6b30

EF3.0 Climate Change

CO2e kg	6.792 kg CO2e
---------	---------------

Phoenix Contact 2025 © - all rights reserved
<https://www.phoenixcontact.com>

PHOENIX CONTACT Ltd
Halesfield 13, Telford
Shropshire, TF7 4PG
01952 681700
info@phoenixcontact.co.uk