

PSR-SPP- 24UC/URM/5X1/1X2 - Coupling relay



2981965

<https://www.phoenixcontact.com/gb/products/2981965>

Please be informed that the data shown in this PDF document is generated from our online catalog. Please find the complete data in the user documentation. Our general terms of use for downloads are valid.



Safe coupling relay with force-guided contacts, 5 N/O contacts, 1 N/C contact, width: 22.5 mm, pluggable Push-in terminal block

Your advantages

- Up to Cat. 1/PL c in accordance with EN ISO 13849-1, SIL 1 in accordance with IEC 61508
- Safe readback due to force-guided signal contact in accordance with EN 50205
- Easy proof test according to IEC 61508 thanks to integrated signal contact
- 1 or 2-channel control
- 5 enabling current paths, 1 confirmation current path

Technical data

Notes

Note on application

Note on application	Only for industrial use
---------------------	-------------------------

Product properties

Product type	Coupling relay
Product family	PSRclassic
Application	Safe switch off High demand Low demand
Control	1 and 2 channel
Mechanical service life	10x 10 ⁶ cycles
Relay type	Electromechanical relay with force-guided contacts in accordance with IEC/EN 61810-3

Insulation characteristics

Overvoltage category	III
Degree of pollution	2

Times

Restart time	< 1 s (Boot time)
--------------	-------------------

Electrical properties

Maximum power dissipation for nominal condition	8.56 W (at $U_B = 26.4$ V DC, $U_S = 24$ V, $I_S = 47$ mA, $n = 1$, $I_L^2 = 72$ A ² , $R_{\text{contact}} = 0.1 \Omega$)
Nominal operating mode	100% operating factor
Rated insulation voltage	250 V
Rated surge voltage/insulation	4 kV / basic isolation (safe isolation, reinforced isolation and 6 kV between A1/A2, 53/54, 71/72 and 13/14, 23/24, 33/34, 43/44.)

Input data

General

Rated control circuit supply voltage U_S	24 V AC/DC -15 % / +10 %
Power consumption at U_S	typ. 1.2 W
Rated control supply current I_S	typ. 47 mA
Input voltage range	20.4 V AC/DC ... 26.4 V AC/DC
Inrush current	typ. 350 mA DC ($\Delta t < 1 \mu\text{s}$ at U_S) typ. 350 mA AC ($\Delta t = 2$ ms at U_S)
Typ. starting time with U_S	typ. 20 ms (when controlled via A1)
Typical release time	typ. 20 ms (when controlled via A1)
Recovery time	< 500 ms
Maximum switching frequency	0.5 Hz

PSR-SPP- 24UC/URM/5X1/1X2 - Coupling relay



2981965

<https://www.phoenixcontact.com/gb/products/2981965>

Protective circuit	Surge protection; Varistor
Operating voltage display	1 x LED (green)

Output data

Contact switching type	5 enabling current paths
	1 confirmation current path
Contact material	AgSnO ₂
Maximum switching voltage	230 V AC/DC (Observe the load curve)
Minimum switching voltage	5 V AC/DC
Limiting continuous current	6 A (N/O contact)
	6 A (N/C contact)
Maximum inrush current	6 A
Inrush current, minimum	10 mA
Sq. Total current	72 A ²
Interrupting rating (ohmic load) max.	144 W (N/O contact, 24 V DC, τ = 0 ms)
	288 W (N/O contact, 48 V DC, τ = 0 ms)
	240 W (N/O contact, 60 V DC, τ = 0 ms)
	110 W (N/O contact, 110 V DC, τ = 0 ms)
	88 W (N/O contact, 220 V DC, τ = 0 ms)
	1380 VA (N/O contact, 230 V AC, τ = 0 ms)
Maximum interrupting rating (inductive load)	42 W (N/O contact, 24 V DC, τ = 40 ms)
	42 W (N/O contact, 48 V DC, τ = 40 ms)
	42 W (N/O contact, 60 V DC, τ = 40 ms)
	42 W (N/O contact, 110 V DC, τ = 40 ms)
	42 W (N/O contact, 220 V DC, τ = 40 ms)
Switching capacity	min. 50 mW
Switching capacity (360/h cycles)	4 A (24 V (DC13))
	4 A (230 V (AC15))
Output fuse	10 A gL/gG (N/O contact)
	4 A gL/gG (N/O contact, for low-demand applications)
	6 A gL/gG (N/C contact)

Connection data

Connection technology

pluggable	yes
-----------	-----

Conductor connection

Connection method	Push-in connection
Conductor cross-section rigid	0.2 mm ² ... 1.5 mm ²
Conductor cross-section flexible	0.2 mm ² ... 1.5 mm ²
Conductor cross-section, flexible, with ferrule, with plastic sleeve	0.25 mm ² ... 1.5 mm ² (only together with CRIMPFOX 6)
Conductor cross-section flexible, with ferrule without plastic sleeve	0.25 mm ² ... 1.5 mm ² (only together with CRIMPFOX 6)
Conductor cross-section AWG	24 ... 16

PSR-SPP- 24UC/URM/5X1/1X2 - Coupling relay



2981965

<https://www.phoenixcontact.com/gb/products/2981965>

Stripping length	8 mm
Tightening torque	0.6 Nm

Dimensions

Width	22.5 mm
Height	114.5 mm
Depth	112 mm

Material specifications

Color (Housing)	yellow (RAL 1018)
Housing material	PA

Characteristics

Safety data

Stop category	0
---------------	---

Safety data: EN ISO 13849

Category	1
Performance level (PL)	c

Safety data: IEC 61508 - High demand

Safety Integrity Level (SIL)	1
------------------------------	---

Safety data: IEC 61508 - Low demand

Safety Integrity Level (SIL)	1
------------------------------	---

Safety data

Safety Integrity Level (SIL)	1
------------------------------	---

Environmental and real-life conditions

Ambient conditions

Degree of protection	IP20
Min. degree of protection of inst. location	IP54
Ambient temperature (operation)	-20 °C ... 55 °C
Ambient temperature (storage/transport)	-40 °C ... 85 °C
Maximum altitude	max. 2000 m (Above sea level)
Max. permissible humidity (storage/transport)	75 % (on average, 85% infrequently, non-condensing)
Max. permissible relative humidity (operation)	75 % (on average, 85% infrequently, non-condensing)
Shock	15g (In the event of stress caused by shock, contact reactions are possible for up to 2 ms.)
Vibration (operation)	10 Hz ... 150 Hz, 2g (In the event of stress caused by vibration, contact reactions are possible for up to 1 ms.)

Approvals

CE

Certificate	CE-compliant
-------------	--------------

PSR-SPP- 24UC/URM/5X1/1X2 - Coupling relay



2981965

<https://www.phoenixcontact.com/gb/products/2981965>

Mounting

Mounting type	DIN rail mounting
Mounting position	vertical or horizontal

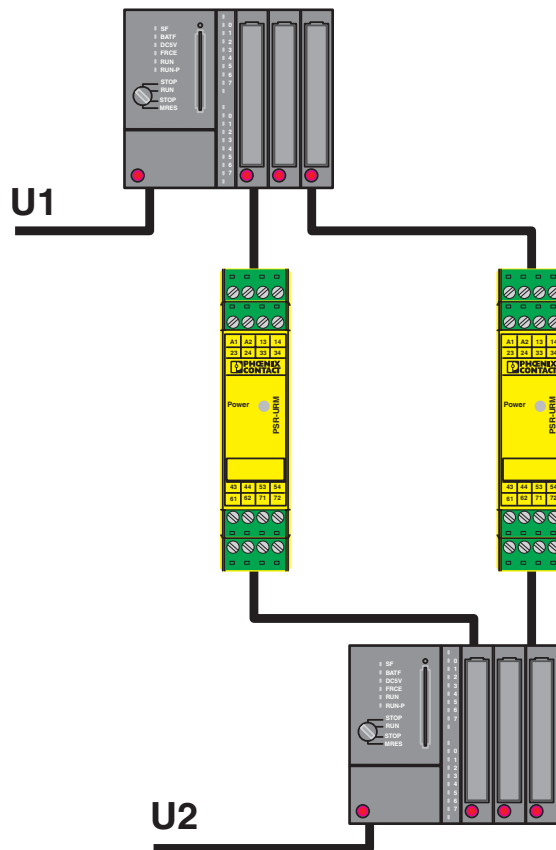
PSR-SPP- 24UC/URM/5X1/1X2 - Coupling relay

2981965

<https://www.phoenixcontact.com/gb/products/2981965>

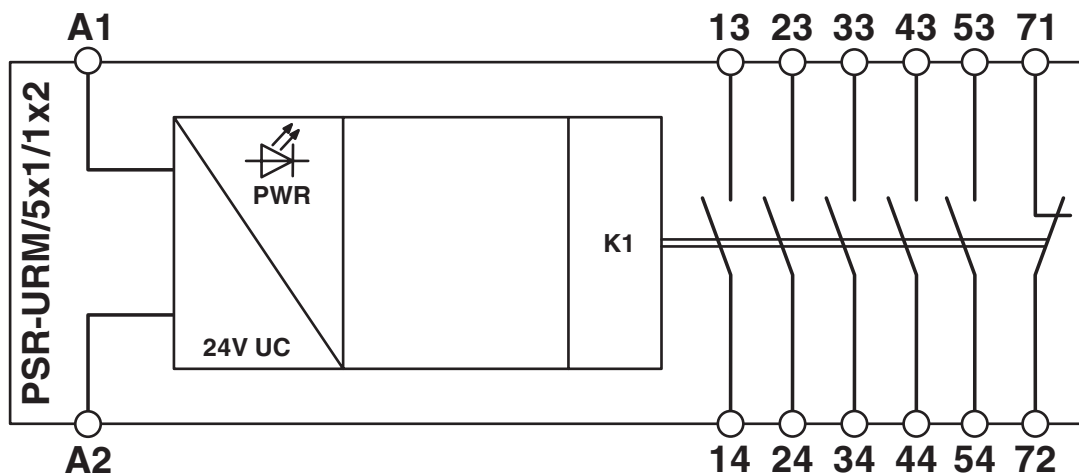
Drawings

Application drawing



Reliable signal exchange between two systems with confirmation function.

Block diagram




Block diagram

2981965

<https://www.phoenixcontact.com/gb/products/2981965>

Approvals

 To download certificates, visit the product detail page: <https://www.phoenixcontact.com/gb/products/2981965>



Functional Safety

Approval ID: 3535 2399



Functional Safety

Approval ID: 4478015124312



cULus Listed

Approval ID: E140324

PSR-SPP- 24UC/URM/5X1/1X2 - Coupling relay



2981965

<https://www.phoenixcontact.com/gb/products/2981965>

Classifications

ECLASS

ECLASS-13.0	27371819
ECLASS-15.0	27371819
ECLASS-15.0 ASSET	27250101

ETIM

ETIM 9.0	EC001449
----------	----------

UNSPSC

UNSPSC 21.0	39122200
-------------	----------

PSR-SPP- 24UC/URM/5X1/1X2 - Coupling relay



2981965

<https://www.phoenixcontact.com/gb/products/2981965>

Environmental product compliance

EU RoHS

Fulfills EU RoHS substance requirements	Yes
Exemption	7(a), 7(c)-I

China RoHS

Environment friendly use period (EFUP)	EFUP-E
	No hazardous substances above the limits

EU REACH SVHC

REACH candidate substance (CAS No.)	Lead(CAS: 7439-92-1)
SCIP	ad9e14ba-d94b-4dbf-9e29-59ce6a62d431

Phoenix Contact 2025 © - all rights reserved
<https://www.phoenixcontact.com>

PHOENIX CONTACT Ltd
Halesfield 13, Telford
Shropshire, TF7 4PG
01952 681700
info@phoenixcontact.co.uk