

HC-COM-Q4/2-I-CT-F - Contact insert



1079556

<https://www.phoenixcontact.com/gb/products/1079556>

Please be informed that the data shown in this PDF document is generated from our online catalog. Please find the complete data in the user documentation. Our general terms of use for downloads are valid.



Product description

Contact insert, incl. 4 mounting screws

Your advantages

- Shock and vibration-resistant in accordance with DIN EN 61373

HC-COM-Q4/2-I-CT-F - Contact insert

1079556

<https://www.phoenixcontact.com/gb/products/1079556>

Technical data

Notes

General	Connectors may be operated only when there is no load/voltage.
General	For CK4,0-ED... (power circuit), CK1,6-ED... (control circuit) crimp contacts

Mounting

Assembly note	To ensure correct use, installation in housing with IP54 protection or better is required
---------------	---

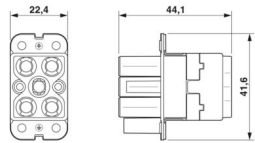
Product properties

Product type	Contact insert with a fixed no. of positions
Series	HC-COM
Application	Power/signal
Type	COM
Number of positions	6
Connection profile	4+2+PE
Contact numbering	1 - 4 (power contacts) 11 - 12 (control contacts)
Number of connections per position	1
No. of power contacts	4
No. of control contacts	2
Contact material type	turned

Insulation characteristics

Overvoltage category	III
Degree of pollution	3

Dimensions

Dimensional drawing	
Width	22.4 mm
Height	44.1 mm
Length	41.6 mm

Mechanical characteristics

Contact diameter	4 mm
------------------	------

Connection data

Connection technology	Crimp connection (power contacts)
-----------------------	-----------------------------------

HC-COM-Q4/2-I-CT-F - Contact insert



1079556

<https://www.phoenixcontact.com/gb/products/1079556>

Connection technology	Crimp connection (control contacts)
	Crimp connection (PE contact)
Number of connections per position	1
Connection in acc. with standard	IEC / EN

Conductor connection

Conductor cross section	1.5 mm ² ... 6 mm ² (power contacts)
	0.14 mm ² ... 2.5 mm ² (control contacts)
Connection cross section AWG	16 ... 10 (power contacts)
	26 ... 14 (control contacts)
Tightening torque	0.5 Nm ... 0.8 Nm (Mounting screws for mounting in the HEAVYCON housing)
Stripping length of the individual wire	9 mm (for 1.5 ... 2.5 mm ²)
	9.6 mm (Power 4 ... 6 mm ²)
	8 mm (Control circuit)
	6 mm (Signal 2.5 mm ²)

Electrical properties

Rated voltage (III/3)	400 V (Phase-ground power contacts)
	690 V (Phase-phase power contacts)
	250 V (control contacts)
Rated voltage for power contacts	400/690 V
	250
Rated surge voltage	6 kV (Phase-phase power contacts)
	4 kV (control contacts)
Rated current	40 A (power contacts)
	10 A (control contacts)

Mechanical properties

Mechanical data

Insertion/withdrawal cycles	≥ 500
-----------------------------	-------

Material specifications

Flammability rating according to UL 94	V0
Contact material	Copper alloy
Contact surface material	Ag (alternatively Au)
Contact carrier material	PC
Material of contact surface, power contact	Ag
Material of contact surface, control contact	Ag (alternatively Au)
Standards/regulations	PC

Environmental and real-life conditions

Ambient conditions

Ambient temperature (operation)	-40 °C ... 125 °C (including heating up of contacts)
---------------------------------	--

HC-COM-Q4/2-I-CT-F - Contact insert



1079556

<https://www.phoenixcontact.com/gb/products/1079556>

Standards and regulations

Testing

Standards/regulations

PC: Fire protection in rail vehicles - requirement sets R22, R23, and R24 acc. to DIN EN 45545-2 (Risk level HL1 - HL3)

HC-COM-Q4/2-I-CT-F - Contact insert

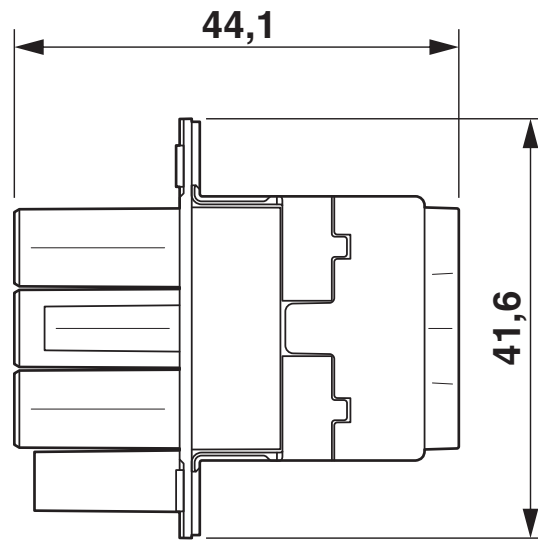



1079556

<https://www.phoenixcontact.com/gb/products/1079556>

Drawings

Dimensional drawing



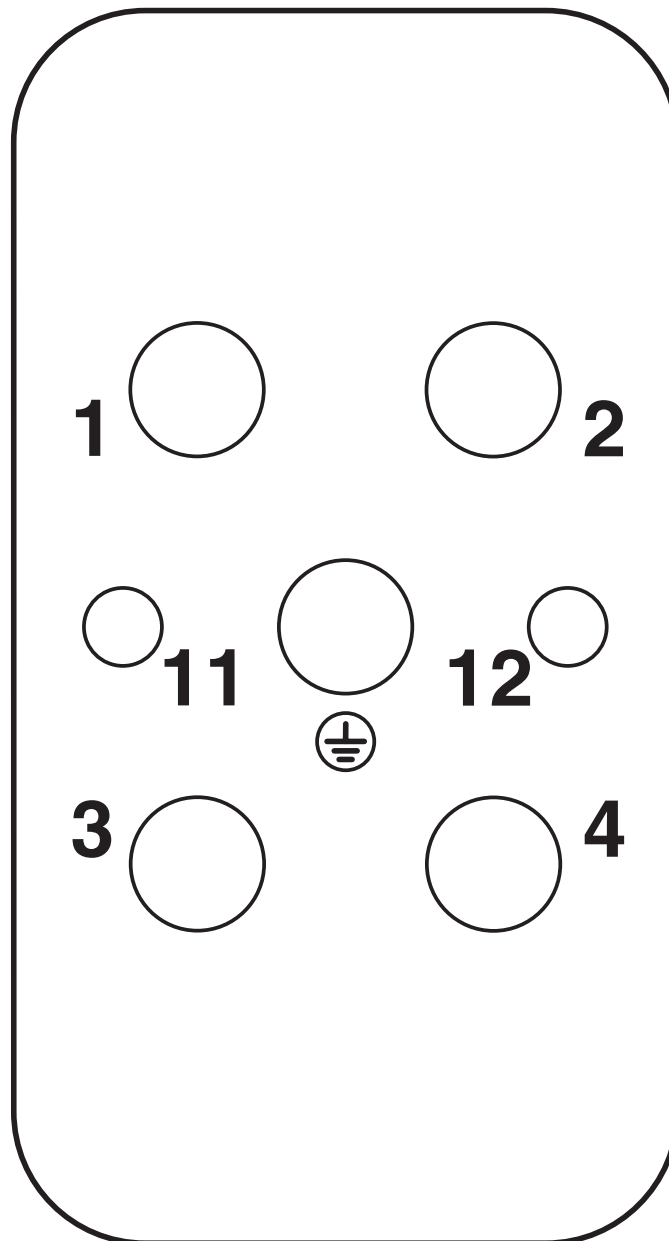
HC-COM-Q4/2-I-CT-F - Contact insert

1079556

<https://www.phoenixcontact.com/gb/products/1079556>



Schematic diagram



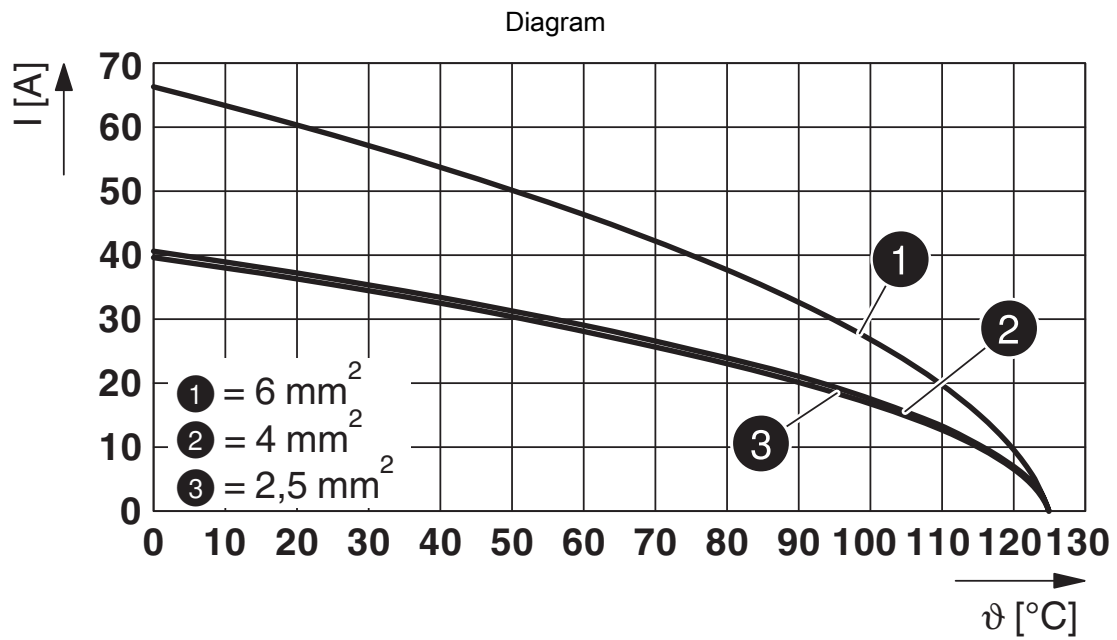
Connector pin assignment, connection side

HC-COM-Q4/2-I-CT-F - Contact insert



1079556

<https://www.phoenixcontact.com/gb/products/1079556>



Derating diagram

HC-COM-Q4/2-I-CT-F - Contact insert



1079556

<https://www.phoenixcontact.com/gb/products/1079556>

Approvals

To download certificates, visit the product detail page: <https://www.phoenixcontact.com/gb/products/1079556>



UL Recognized

Approval ID: E468743

HC-COM-Q4/2-I-CT-F - Contact insert



1079556

<https://www.phoenixcontact.com/gb/products/1079556>

Classifications

ECLASS

ECLASS-13.0	27440205
ECLASS-15.0	27440205

ETIM

ETIM 9.0	EC000438
----------	----------

UNSPSC

UNSPSC 21.0	39121500
-------------	----------

HC-COM-Q4/2-I-CT-F - Contact insert



1079556

<https://www.phoenixcontact.com/gb/products/1079556>

Environmental product compliance

EU RoHS

Fulfills EU RoHS substance requirements	Yes, No exemptions
---	--------------------

China RoHS

Environment friendly use period (EFUP)	EFUP-E
	No hazardous substances above the limits

EU REACH SVHC

REACH candidate substance (CAS No.)	No substance above 0.1 wt%
-------------------------------------	----------------------------

Phoenix Contact 2025 © - all rights reserved
<https://www.phoenixcontact.com>

PHOENIX CONTACT Ltd
Halesfield 13, Telford
Shropshire, TF7 4PG
01952 681700
info@phoenixcontact.co.uk