

PSR-MC37-3NO-1NC-24DC-SP - Safety relays



2702412

<https://www.phoenixcontact.com/gb/products/2702412>

Please be informed that the data shown in this PDF document is generated from our online catalog. Please find the complete data in the user documentation. Our general terms of use for downloads are valid.



The figure shows a version with a screw connection

Safety relay for emergency switching off and safety doors as well as for elevator applications up to SIL 3, Cat. 4, PL e, 1 or 2-channel operation, automatic or manual start, cross-circuit detection, 3 enabling current paths, $U_S = 24 \text{ V DC}$, pluggable Push-in terminal block

Your advantages

- Low housing width of only 22.5mm
- 3 enabling current paths, 1 signaling current path, 1 digital signal output
- Cross-circuit detection
- Automatic and manual activation
- Up to Cat. 4/PL e in accordance with EN ISO 13849-1, SIL 3 in accordance with EN IEC 62061
- Suitable for elevator applications in accordance with EN 81-20

Technical data

Notes

Note on application

Note on application	Only for industrial use
---------------------	-------------------------

Product properties

Product type	Safety relays
Product family	PSRmini
Application	Emergency stop
	Safety door
	Magnetic switch
	Transponder
Control	1 and 2 channel
Relay type	Electromechanical relay with force-guided contacts in accordance with IEC/EN 61810-3

Insulation characteristics

Overvoltage category	II
Degree of pollution	2

Times

Typical response time	< 100 ms (automatic start)
Typ. starting time with U_S	< 100 ms (when controlled via A1)
Typical release time	< 20 ms (when controlled via A1 or S12 and S22.)
Restart time	< 1 s (Boot time)
Recovery time	< 500 ms

Electrical properties

Maximum power dissipation for nominal condition	17.03 W ($U_B = 30$ V , $U_S = 24$ V , $I_S = 70$ mA, $I_L^2 = 72$ A ² , $R_{Contact} = 0.2$ Ω <small>IEC 60954</small>)
Nominal operating mode	100% operating factor
Rated insulation voltage	250 V AC
Rated surge voltage/insulation	Basic insulation 4 kV between all current paths
	Basic insulation 4 kV between all current paths and housing

Supply

Designation	A1/A2
Rated control circuit supply voltage U_S	19.2 V DC ... 30 V DC
Rated control circuit supply voltage U_S	24 V DC -20 % / +25 %
Rated control supply current I_S	typ. 70 mA
Power consumption at U_S	typ. 1.68 W
Inrush current	2 A ($\Delta t = 300$ μ s at U_S)
Protective circuit	Serial protection against polarity reversal; Suppressor diode

Input data

Digital: Sensor circuit (S12, S22)

Description of the input	safety-related sensor inputs
Number of inputs	2
Input voltage range "0" signal	< 5 V (S12) 0 V DC ... 5 V DC (S22)
Input current range "0" signal	< 2 mA (S12) 0 mA ... 2 mA (S22)
Inrush current	< 5 mA (typ. with U_S at S12, $\Delta t = 500 \mu s$) < 5 mA (typ. with U_S at S22/24 V, $\Delta t = 500 \mu s$) > -5 mA (typ. with U_S at S22/0 V, $\Delta t = 500 \mu s$)
Filter time	max. 3 ms (at S12, S22; test pulse width; blanking pulses/dark test) > 1 s (at S12, S22; test pulse rate; blanking pulses/dark test) Where test pulse width ≤ 1 ms: test pulse rate = 5 x test pulse width max. 1 ms (at S12, S22; test pulse width; switch-on pulses/light test) > 100 ms (at S12, S22; test pulse rate; switch-on pulses/light test) Unless test pulses are safety-related, they should be disabled.
Max. permissible overall conductor resistance	150 Ω
Protective circuit	Suppressor diode
Current consumption	< 4 mA (typ. with U_S at S12) < 4 mA (typ. with U_S at S22/24 V) > -15 mA (typ. with U_S at S22/0 V)

Digital: Start circuit (S35)

Description of the input	non-safety-related NPN
Number of inputs	1
Input voltage range "1" signal	19.2 V DC ... 30 V DC
Inrush current	< 10 mA (typ. with U_S , $\Delta t = 500 \mu s$)
Max. permissible overall conductor resistance	150 Ω
Protective circuit	Suppressor diode
Current consumption	< 0.5 mA (typ. with U_S)

Output data

Relay: Enabling current path (13/14, 23/24, 33/34)

Output description	safety-related N/O contacts
Number of outputs	3 (undelayed)
Contact switching type	3 enabling current paths
Contact material	AgSnO ₂
Switching voltage	min. 5 V AC/DC

PSR-MC37-3NO-1NC-24DC-SP - Safety relays



2702412

<https://www.phoenixcontact.com/gb/products/2702412>

	max. 250 V AC/DC
Switching power	min. 50 mW
Inrush current	min. 10 mA max. 6 A
Switching capacity	5 A (24 V (DC13)) 5 A (250 V (AC15))
Limiting continuous current	6 A
Sq. Total current	72 A ² (observe derating)
Switching frequency	0.5 Hz
Mechanical service life	10x 10 ⁶ cycles
Output fuse	6 A gL/gG (N/O contact)

Relay: Signaling current path (41/42)

Output description	non-safety-related N/C contact
Number of outputs	1 (undelayed)
Contact switching type	1 signaling current path
Contact material	AgSnO ₂
Switching voltage	min. 5 V AC/DC max. 250 V AC/DC
Switching power	min. 50 mW
Inrush current	min. 10 mA max. 6 A (Δt = 100 ms)
Limiting continuous current	1 A
Sq. Total current	1 A ²
Switching frequency	0.5 Hz
Mechanical service life	10x 10 ⁶ cycles
Output fuse	1 A gL/gG

Signal: Y32

Output description	non-safety-related PNP
Number of outputs	1 (digital)
Voltage	23 V DC (U _s - 1 V)
Current	max. 100 mA
Maximum inrush current	1 A (Δt = 5 ms at U _s)
Short-circuit protection	Yes

Connection data

Connection technology

pluggable	yes
-----------	-----

Conductor connection

Connection method	Push-in connection
Conductor cross-section rigid	0.2 mm ² ... 1.5 mm ²
Conductor cross-section flexible	0.2 mm ² ... 1.5 mm ²

PSR-MC37-3NO-1NC-24DC-SP - Safety relays



2702412

<https://www.phoenixcontact.com/gb/products/2702412>

Conductor cross-section, flexible, with ferrule, with plastic sleeve	0.25 mm ² ... 1.5 mm ² (only together with CRIMPFOX 6)
Conductor cross-section, flexible, with ferrule, without plastic sleeve	0.25 mm ² ... 1.5 mm ² (only together with CRIMPFOX 6)
Conductor cross-section AWG	24 ... 16
Stripping length	8 mm

Signaling

Status display	3 x LED (green)
Operating voltage display	1 x LED (green)

Dimensions

Width	22.5 mm
Height	117.4 mm
Depth	114.5 mm

Material specifications

Color (Housing)	yellow (RAL 1018)
Housing material	PA

Characteristics

Safety data

Stop category (EN 60204-1)	0
----------------------------	---

Safety data: EN ISO 13849

Performance level (PL)	e (5 A DC13; 5 A AC15; 8760 switching cycles/year)
------------------------	--

Safety data: IEC 61508 - High demand

Safety Integrity Level (SIL)	3
------------------------------	---

Safety data: IEC 61508 - Low demand

Safety Integrity Level (SIL)	3
------------------------------	---

Safety data: EN IEC 62061

Safety Integrity Level (SIL)	3
------------------------------	---

Environmental and real-life conditions

Ambient conditions

Degree of protection	IP20
Min. degree of protection of inst. location	IP54
Ambient temperature (operation)	-40 °C ... 60 °C (observe derating)
Ambient temperature (storage/transport)	-40 °C ... 85 °C
Maximum altitude	≤ 2000 m (Above sea level)
Max. permissible humidity (storage/transport)	75 % (on average, 85% infrequently, non-condensing)
Max. permissible relative humidity (operation)	75 % (on average, 85% infrequently, non-condensing)
Shock	15g for Δt = 11 ms (continuous shock: 10g for Δt = 16 ms)
Vibration (operation)	10 Hz ... 150 Hz, amplitude 0.15 mm, 2g

PSR-MC37-3NO-1NC-24DC-SP - Safety relays



2702412

<https://www.phoenixcontact.com/gb/products/2702412>

Approvals

CE

Identification	CE-compliant
----------------	--------------

Mounting

Mounting type	DIN rail mounting
Assembly note	See derating curve
Mounting position	vertical or horizontal

PSR-MC37-3NO-1NC-24DC-SP - Safety relays

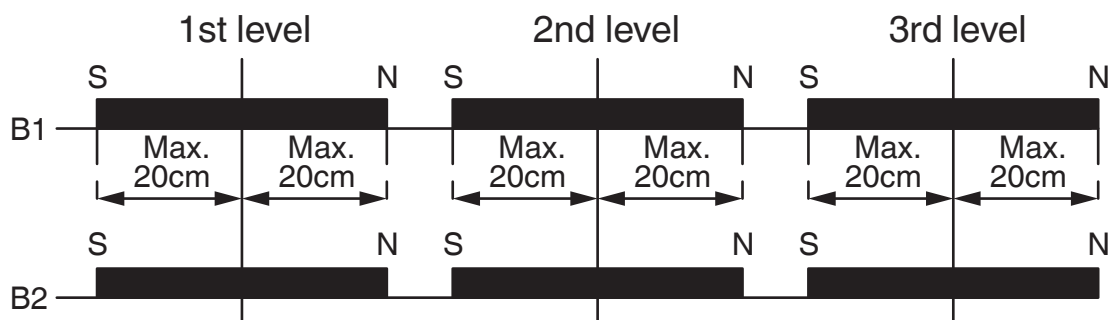
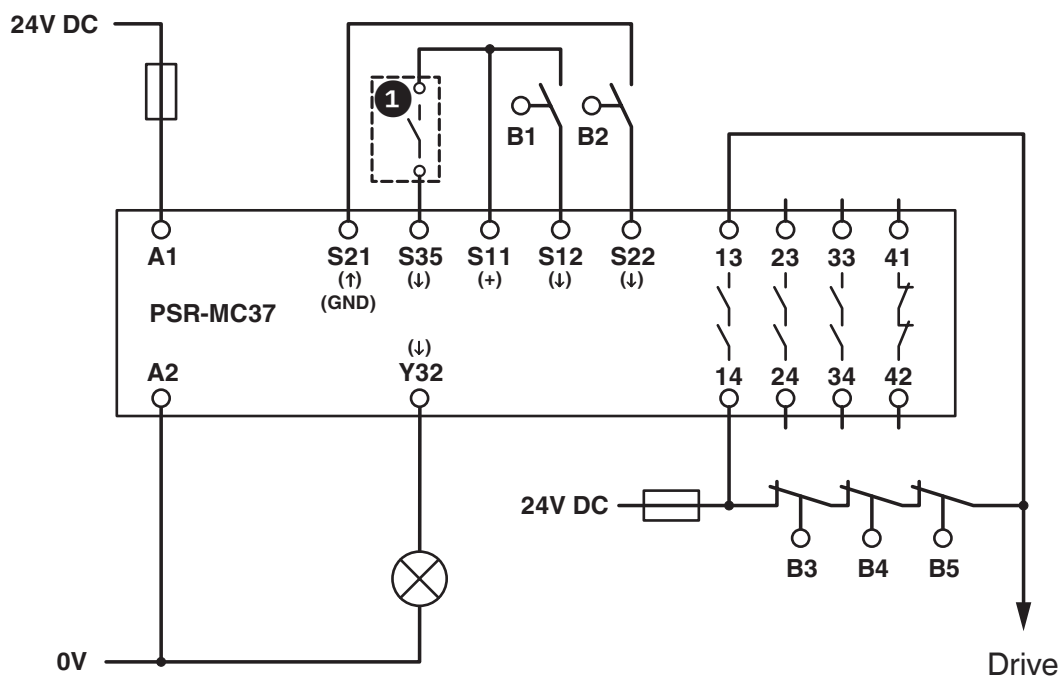


2702412

<https://www.phoenixcontact.com/gb/products/2702412>

Drawings

Circuit diagram



Example application

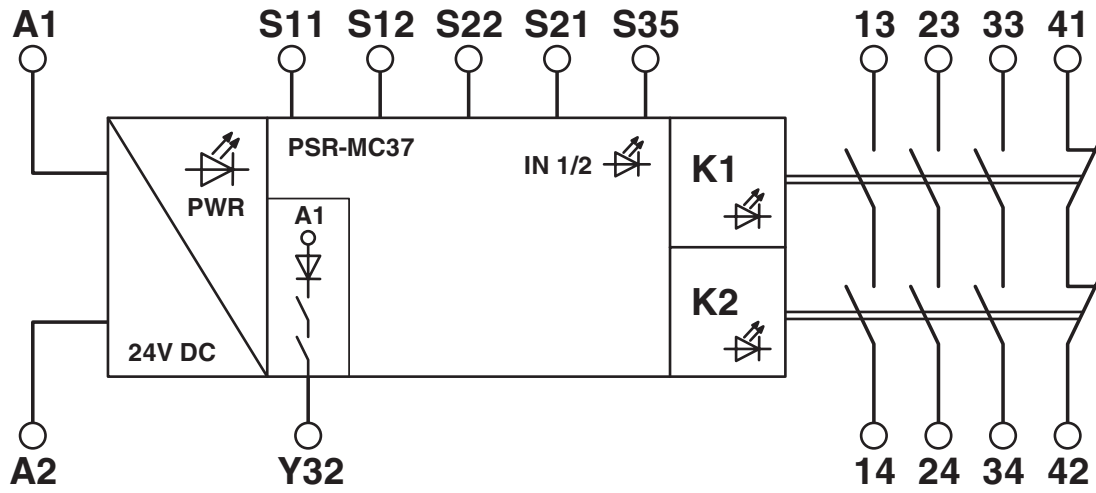
PSR-MC37-3NO-1NC-24DC-SP - Safety relays



2702412

<https://www.phoenixcontact.com/gb/products/2702412>

Block diagram



Block diagram

2702412

<https://www.phoenixcontact.com/gb/products/2702412>

Approvals

To download certificates, visit the product detail page: <https://www.phoenixcontact.com/gb/products/2702412>



cULus Listed

Approval ID: E140324



Functional Safety

Approval ID: 4420515124305



Functional Safety

Approval ID: 4478015124305



Functional Safety

Approval ID: 01_208_4A_6151_00_25

Functional Safety

Approval ID: 01/208/9/7134.00/25

PSR-MC37-3NO-1NC-24DC-SP - Safety relays



2702412

<https://www.phoenixcontact.com/gb/products/2702412>

Classifications

ECLASS

ECLASS-13.0	27371819
ECLASS-15.0	27371819
ECLASS-15.0 ASSET	27250101

ETIM

ETIM 10.0	EC001449
-----------	----------

UNSPSC

UNSPSC 21.0	39122200
-------------	----------

2702412

<https://www.phoenixcontact.com/gb/products/2702412>

Environmental product compliance

EU RoHS

Fulfills EU RoHS substance requirements	Yes
Exemption	7(a), 7(c)-I

China RoHS

Environment friendly use period (EFUP)	EFUP-50
	An article-related China RoHS declaration table can be found in the download area for the respective article under "Manufacturer declaration". For all articles with EFUP-E, no China RoHS declaration table issued and required.

EU REACH SVHC

REACH candidate substance (CAS No.)	Lead(CAS: 7439-92-1)
SCIP	18791b4e-21d2-4def-a9b3-4158057cd408

EF3.1 Climate Change

CO2e kg	7.414 kg CO2e
---------	---------------

Phoenix Contact 2026 © - all rights reserved
<https://www.phoenixcontact.com>

PHOENIX CONTACT Ltd
Halesfield 13, Telford
Shropshire, TF7 4PG
01952 681700
info@phoenixcontact.co.uk