

LOCKING SYSTEMS - NEW EASY LOCK CONCEPT

The project, which arises from the conception and realisation of a new stronger and more resistant handle, has been developed up to the complete revision of the locking system, thus guaranteeing easier and more agile use.

Available as standard on all sheet steel or stainless steel ETA cabinets, in the lever or fixed versions.

FUNCTIONALITY

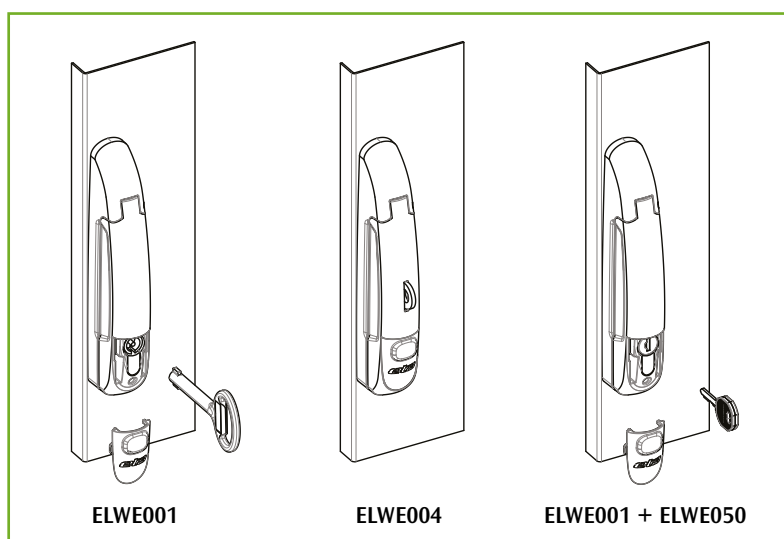
User-friendliness of the control cabinet, easy assembly/disassembly of components, new cremone bolts, wide range of inserts available.

RELIABILITY

New construction concept and exclusive finishing.



Suite



INSERTS FOR "EASY LOCK" HANDLE

PRODUCT CODE	ARTICLE TYPE	DESCRIPTION
ELWE050	INSERT + KEY	HALF CYLINDER PROFILE 333 (WITH KEY)
ELWE051	INSERT + KEY	INSERT WITH KEY R455
ELWE052	INSERT + KEY	INSERT WITH KEY R405
ELWE053	INSERT	WITH 3 MM DOUBLE-BIT
ELWE054	KEY	WITH 3 MM DOUBLE-BIT
ELWE055	INSERT	WITH 5 MM DOUBLE-BIT
ELWE056	KEY	WITH 5 MM DOUBLE-BIT
ELWE057	INSERT	7 MM SQUARE
ELWE058	KEY	7 MM SQUARE
ELWE059	INSERT	7 MM TRIANGULAR
ELWE060	KEY	7 MM TRIANGULAR
ELWE061	INSERT	8 MM TRIANGULAR
ELWE062	KEY	8 MM TRIANGULAR
ELWE063	INSERT	FIAT
ELWE064	KEY	FIAT
ELWE065	INSERT	BUTTON VERSION





VIDEO TUTORIAL



Suite

"EASY LOCK" HANDLE						
PRODUCT CODE	ARTICLE TYPE	FEATURES	COLOUR AND FINISH	CENTRAL ROD TECHNICAL SPECIFICAT.	ETA LOGO	STANDARD APPLICATION
ELWE001	LEVER-OPERATED HANDLE	BODY AND CYLINDER-COVER IN POLYAMIDE, LEVER IN ZAMAK DOUBLE-BIT INSERT Ø 3 MM. SUPPLY COMPLETE WITH: HANDLE, INSERT, ROD, CAPS		GALVANISED ROD		E NUX / E MOX / E NUX EMC Sheet steel RAL7035
ELWE002	LEVER-OPERATED HANDLE	BODY AND CYLINDER-COVER IN POLYAMIDE, LEVER IN ZAMAK DOUBLE-BIT INSERT Ø 3 MM. SUPPLY COMPLETE WITH: HANDLE, INSERT, ROD, CAPS		GALVANISED ROD		E NUX / E MOX / E NUX EMC Sheet steel special RAL
ELWE003	LEVER-OPERATED HANDLE	BODY AND CYLINDER-COVER IN POLYAMIDE, LEVER IN ZAMAK DOUBLE-BIT INSERT Ø 3 MM. SUPPLY COMPLETE WITH: HANDLE, INSERT, STAINLESS STEEL ROD, CAPS		STAINLESS STEEL ROD		E NUX / E MOX / E COMP Stainless Steel
ELWE004	PADLOCKABLE LEVER-OPERATED HANDLE	BODY AND CYLINDER-COVER IN POLYAMIDE, LEVER IN ZAMAK DOUBLE-BIT INSERT Ø 3 MM. SUPPLY COMPLETE WITH: HANDLE, INSERT, ROD, CAPS		GALVANISED ROD		E NUX / E MOX / E NUX EMC Sheet steel RAL7035
ELWE005	PADLOCKABLE LEVER-OPERATED HANDLE	BODY AND CYLINDER-COVER IN POLYAMIDE, LEVER IN ZAMAK DOUBLE-BIT INSERT Ø 3 MM. SUPPLY COMPLETE WITH: HANDLE, INSERT, ROD, CAPS		GALVANISED ROD		E NUX / E MOX / E NUX EMC Sheet steel special RAL
ELWE006	PADLOCKABLE LEVER-OPERATED HANDLE	BODY AND CYLINDER-COVER IN POLYAMIDE, LEVER IN ZAMAK DOUBLE-BIT INSERT Ø 3 MM. SUPPLY COMPLETE WITH: HANDLE, INSERT, STAINLESS STEEL ROD, CAPS		STAINLESS STEEL ROD		E NUX / E MOX / E COMP Stainless Steel
ELWE007	LEVER-OPERATED HANDLE	BODY AND CYLINDER-COVER IN POLYAMIDE, LEVER IN ZAMAK DOUBLE-BIT INSERT Ø 3 MM. SUPPLY COMPLETE WITH: HANDLE, INSERT, ROD, CAPS		GALVANISED ROD		E NUX / E MOX / E NUX EMC Sheet steel RAL7035
ELWE008	LEVER-OPERATED HANDLE	BODY AND CYLINDER-COVER IN POLYAMIDE, LEVER IN ZAMAK DOUBLE-BIT INSERT Ø 3 MM. SUPPLY COMPLETE WITH: HANDLE, INSERT, ROD, CAPS		GALVANISED ROD		E NUX / E MOX / E NUX EMC Sheet steel special RAL
ELWE009	LEVER-OPERATED HANDLE	BODY AND CYLINDER-COVER IN POLYAMIDE, LEVER IN ZAMAK DOUBLE-BIT INSERT Ø 3 MM. SUPPLY COMPLETE WITH: HANDLE, INSERT, STAINLESS STEEL ROD, CAPS		STAINLESS STEEL ROD		E NUX / E MOX / E COMP Stainless Steel

PRODUCT CODE	ARTICLE TYPE	FEATURES	COLOUR AND FINISH	CENTRAL ROD TECHNICAL SPECIFICAT.	ETA LOGO	STANDARD APPLICATION
ELWE010	PADLOCKABLE LEVER-OPERATED HANDLE	BODY AND CYLINDER-COVER IN POLYAMIDE, LEVER IN ZAMAK DOUBLE-BIT INSERT Ø 3 MM. SUPPLY COMPLETE WITH: HANDLE, INSERT, ROD, CAPS		GALVANISED ROD		E NUX / E MOX / E NUX EMC Sheet steel RAL7035
ELWE011	PADLOCKABLE LEVER-OPERATED HANDLE	BODY AND CYLINDER-COVER IN POLYAMIDE, LEVER IN ZAMAK DOUBLE-BIT INSERT Ø 3 MM. SUPPLY COMPLETE WITH: HANDLE, INSERT, ROD, CAPS		GALVANISED ROD		E NUX / E MOX / E NUX EMC Sheet steel special RAL
ELWE012	PADLOCKABLE LEVER-OPERATED HANDLE	BODY AND CYLINDER-COVER IN POLYAMIDE, LEVER IN ZAMAK DOUBLE-BIT INSERT Ø 3 MM. SUPPLY COMPLETE WITH: HANDLE, INSERT, STAINLESS STEEL ROD, CAPS		STAINLESS STEEL ROD		E NUX / E MOX / E COMP Stainless Steel
ELWE013	FIXED HANDLE	POLYAMIDE COVER. DOUBLE-BIT INSERT Ø 3 MM. SUPPLY COMPLETE WITH: HANDLE, INSERT, ROD, CENTRAL BLOCK FOR DOOR WITH HINGES ON THE RH		GALVANISED ROD		E COMP Sheet steel RAL7035
ELWE014	FIXED HANDLE	POLYAMIDE COVER. DOUBLE-BIT INSERT Ø 3 MM. SUPPLY COMPLETE WITH: HANDLE, INSERT, ROD, CENTRAL BLOCK FOR DOOR WITH HINGES ON THE RH		GALVANISED ROD		E COMP Sheet steel RAL spc
ELWE015	FIXED HANDLE	POLYAMIDE COVER. DOUBLE-BIT INSERT Ø 3 MM. SUPPLY COMPLETE WITH: HANDLE, INSERT, ROD, CENTRAL BLOCK FOR DOOR WITH HINGES ON THE LH		GALVANISED ROD		E COMP Sheet steel RAL7035
ELWE016	FIXED HANDLE	POLYAMIDE COVER. DOUBLE-BIT INSERT Ø 3 MM. SUPPLY COMPLETE WITH: HANDLE, INSERT, ROD, CENTRAL BLOCK FOR DOOR WITH HINGES ON THE LH		GALVANISED ROD		E COMP Sheet steel RAL spc
ELWE066	LEVER-OPERATED HANDLE	BODY AND CYLINDER-COVER IN POLYAMIDE, LEVER IN ZAMAK KEY 333. SUPPLY COMPLETE WITH: HANDLE, INSERT, STAINLESS STEEL ROD, CAPS		STAINLESS STEEL ROD		E VIS and special cabinets (e.g. for C4)